

CZECH UNIVERSITY OF LIFE SCIENCES PRAGUE

Faculty of Tropical AgriSciences



Czech University of Life Sciences Prague

**Faculty of Tropical
AgriSciences**

**Analysis of root causes of rural migration of
the descendants of former Czech immigrants
in Serbian Banat**

MASTER'S THESIS

Prague 2018

Author: Jakub Zajíc

Chief supervisor: Alexander Kandakov, Ph. D.

Second (specialist) supervisor: Tereza Pilařová

Declaration

I hereby declare that I have done this thesis entitled Analysis of root causes of rural migration of the descendants of former Czech immigrants in Serbian Banat independently, all texts in this thesis are original, and all the sources have been quoted and acknowledged by means of complete references and according to Citation rules of the FTA.

In Prague 28th March 2018

.....

Bc. Jakub Zajíc

Acknowledgement

I would like to acknowledge to my supervisor Alexander Kandakov, Ph.D. for his supervising of my Master thesis, recommendations and moral support which he manifested during the time of my work on this thesis.

I would like to thank to Ing. Tereza Pilařová for her help with data analysis and valuable recommendations regarding my research.

I would like to acknowledge to Jozef A. Irović from Czech national council in Bela Crkva, Zdenko Irovič from Czech Beseda Gaj, Jozef Irovič from Czech Beseda Kruscica, Ladislav and Céca Tesař from Czech Beseda Cesko Selo, Stanislav Havel, Jaroslav Bodnár from Radio Sunce Bela Crkva, very specially to Tonka Marešová for her great hospitality and kind support during my research and all respondents and people who contributed to my research in Serbia.

I would like express my gratitude also to Lenka Kyvířová and Anna Sedláčková for providing me the translations of questionnaires and interview notes as well as sharing their local experience and Gabriela Dufková both for translations and most important moral support.

Last but not the least, I would like to acknowledge to my family for their support during my studies and to the Czech University of Life Sciences and Faculty of Tropical AgriSciences.

Abstract

This thesis was focused on the analysis and identification of determinants of youth migration in the Republic of Serbia in the Banat district with particular focus on the migration patterns of the local Czech community and on the comparison of migration patterns of both Czech and Serbian nationalities. A binary probit model was used to determine the significant relationships between their decisions to migrate and their socio-economic characteristics, attitude to agriculture or factors related with migration of their relatives. The higher number of relatives and experience with their migration abroad as well as unemployment and other economic nature determinants were the most responsible for migration of youth in the Banat district both in case of the Serbians and Czech community. It was also found that the Czech Republic represents the most attractive migration destination for 44 % of the Czech minority as well as for 33% Serbians in the area. There were only marginal differences between migration patterns of the Serbian majority and the Czech minority based on their attitude to "quality of life" and "education" factors. Based on the results of analysis and personal observation, I recommended focusing on creating of new job and entrepreneurship opportunities for youth, increasing better agricultural cooperation and supporting young families and life standards that might decelerate currently high depopulation in Serbia as well as preservation of the local Czech community.

Keywords: The Republic of Serbia, Banat district, rural society, youth, migration, Czech diaspora

Contents

1.	Introduction.....	1
2.	Literature review	2
2.1.	General information about the Republic of Serbia	2
2.1.1.	History of Serbia	2
2.1.2.	Economic Development, Poverty and Social Exclusion	4
2.1.3.	Demographic development	6
2.1.4.	Educational system.....	6
2.1.5.	Remittances	7
2.2.	Characteristics of Serbian Banat region	8
2.3.	Rural Development in Serbia.....	9
2.4.	Migration	10
2.5.	Youth migration	12
2.5.1.	Youth Migration trends.....	13
2.5.2.	Migration motivation on Serbia’s young people.....	13
2.5.3.	Impacts of youth migration	15
2.1.	Czech minority in Vojvodina.....	16
2.2.	Republic of Serbia and European union	16
3.	Objectives of the thesis.....	18
3.1.	Main objective	18
3.2.	Specific objectives	18
4.	Methods	19
4.1.	Data sources.....	19
4.1.1.	Secondary data collection	19
4.1.2.	Primary data collection	19
4.2.	Description of study area.....	23
4.3.	Target group.....	27
4.4.	Timeframe.....	27
4.5.	Binary probit model	28
4.6.	Chi-square test	29
4.6.1.	Economic, household and individual characteristic	30
4.6.2.	Data processing	33

4.7. Limitation of the study	33
5. Results.....	34
5.1. Descriptive statistic results	34
5.1.1. Main determinants of youth migration in Serbian Banat	37
5.1.2. Main differences between migration patterns of Serbians and Czech minority.....	37
5.1.3. Opportunities for improving conditions	41
5.2. Analytical results: migration determinants of youth – probit model results	42
6. Discussion	44
7. Conclusion and Recommendation	47
7.1. Conclusion	47
7.2. Recommendation.....	48
8. References	49
The Annexes	56

List of figures

Figure 1. Study area	24
Figure 2. Age and Gender of respondents.....	34
Figure 3. Place of residence and nationality of respondents.....	35
Figure 4. Education of respondents	35
Figure 5. Economic activity of respondents.....	36
Figure 6. Attraction to work in agriculture	36
Figure 7. Personal motivation to migrate.....	37
Figure 8. Preferred migration destinations of Serbians and Czech minority	38
Figure 9. Most common reasons to remain in place of origin – comparison of Serbian and Czech nationality	40
Figure 10. Personal financial situation satisfaction – comparison of Serbs and Czech minority	40
Figure 11. Most common reasons to remain in place of origin.....	41
Figure 12. Personal financial situation satisfaction.....	41

List of tables

Table 1. Timeframe of diploma thesis	28
Table 2. Variables included in the probit model	31
Table 3. Literature sources of applied variables	32
Table 4. Crosstabulation and Chi-Square test of impact of nationality on attitude to migration	39
Table 5. Crosstabulation and Chi-Square test of impact of nationality on attitude to stay in locality	39
Table 6. Probit model results.....	43

List of the abbreviations used in the thesis

CSD	The United Nations Commission on Sustainable Development
EC	European Commission
EU	European Union
NGO	Non-Governmental Organisation
OECD	Organization for Economic Co-operation and Development
PSI	Principles for Social Investment
UN	United Nations
UNEP	United Nations Environment Programme
WB	World Bank
ILO	International Labour Office
IFAD	International Fund for Agricultural Development
IOM	International Organization for Migration
IPARD	Instrument for Pre-Accession Assistance for Rural Development
IMF	International Monetary Fund
RAS	Development Agency of Serbia
SAA	Stabilisation and Association Agreement - European Commission
UNDESA	United Nations Department of Economic and Social Affairs
NBS	National Bank of Serbia
SCO	Serbian Chamber of Commerce
MAFWM	Ministry of Agriculture, Forestry and Water Management of Serbia
SIEPA	Serbia Investment and Export Promotion Agency
MFA RS	Ministry of Foreign affairs of the Republic of Serbia
MZV ČR	Ministry of Foreign affairs of the Czech Republic

1. Introduction

In the half of the 19th century, the southern region of Serbian Banat was settled by few Czech compatriots (Kokaisl 2009). In these days, there are many villages that are historically and culturally influenced and enriched by many national minorities not only the Czech one (Havliková et al. 2009). This part of Serbia is known as an autonomous Vojvodina region, which is also a major agricultural area of northern Serbia. Agriculture in Serbia is at the heart of the economy and it is an engine for the development of rural areas (SCO 2016). This region with an important role of agriculture is influenced by poverty, regional and urban-rural development imbalance, migrations, depopulation, low level of local initiatives, resulting in a loss of human, natural and cultural heritage, and increasing vulnerability of rural population (Milic 2017). Unemployment rate in the primary agricultural sector is high among the economically active population (Bogdanov 2011). More innovative approach to rural development is constrained by an uncompetitive position of the rural labour due to its size, educational attainment, acquired skills and age structure. Rural infrastructure is underdeveloped and insufficiently functional (SIPRU 2014). Underdevelopment, poverty and social exclusion are deeply rooted in rural areas with net migration losses (Cvejić 2011). Demographic erosion faced by rural areas in Serbia is becoming the most important determinant of economic activities in these areas. The on-going depopulation and youth migration will continue to erode local communities if policies and living standards will remained unchanged (Vittuari 2017). In 2016, 12 % of rural population suffered from absolute poverty, compared to 6.3 % in urban areas (SIPRU 2017). That all together with other facts is one of the reasons of ongoing high level of youth migration from Serbia and this region abroad. This thesis focuses on the analysis of root causes of migration of young Serbian population abroad and to other regions of Serbia and on the comparison and analysis of migration patterns specifically of the Czech community in this region and determinants of their future perspective.

2. Literature review

2.1. General information about the Republic of Serbia

Republic of Serbia (hereafter: Serbia) is a parliamentary republic with a unicameral parliament, the “Narodna Skupština” (general assembly). It is also predominantly a rural country that is situated in the central part of the Balkan Peninsula, on the most important route linking Europe and Asia. It is still undergoing a complex transformation influenced by the socialist past, the past of the political regime of the 1990s, and the involvement of Serbia in several war conflicts during the break-up of Yugoslavia (Ramet 2010). Due to these recent events in past two decades it has been influenced by major political and socio-economic developments. To stabilize the country condition and to enhance the perspective of the country, Serbia entered in Association Agreement with the EU effectively in 2013. Despite serious economic and political problems, Serbia is gradually moving towards EU membership (Czech Development Agency 2017).

Serbia has 29 districts (7 in Vojvodina, 8 in Šumadija and Western Serbia, 9 in Southern and Eastern Serbia and 5 in Kosovo and Metohija). The only part of Serbia that is not part of any district is the territory of the City of Belgrade which has a special status, like other districts (Central Intelligence Agency 2017). The most common type of holdings in Serbia are family farms with up to 2 hectares of agricultural land (48.2 % of the total number, accounting for more than 9 % of agricultural land) (Milic 2017).

2.1.1. History of Serbia

Serbia was often shaped by external events in past. History of this state has been punctuated by foreign invasions. *“From the time the Celts supplanted the Illyrians in the 4th century BC, through to the arrival of the Romans 100 years later, the Slavs in the 6th century AD, the Turks in the 14th century, the Austro-Hungarians in the late 19th and early 20th centuries, and the Germans briefly in WWII”* (Babac 2016). A pivotal nation-shaping event occurred in AD 395 when the Roman Emperor Theodosius I divided his empire giving Serbia to the Byzantines, thereby locking the country into Eastern Europe. This was further cemented in 879 when Sts

Cyril and Methodius converted the Serbs to the Orthodox religion (Lonely planet 2017).

Serbian came to independence from 1217 with a golden age during Stefan Dušan's reign (1346 - 55). Serbia then declined after his death and at the pivotal Battle of Kosovo in 1389 Serbia was defeated by the Turks ushering in 500 years of Islamic rule (Ramet 2010). Early revolts were crushed but one in 1815 led to de facto Serbian independence which became complete once the country was internationally recognized as independent country by the decisions at the Berlin congress in 1878 (Techmedia 2016).

After the Balkan wars between 1912-1913 and the First World War Serbia joined large Slav nation. In 1929 the king Aleksander made the new state a royal dictatorship and renamed it to Yugoslavia (land of the South Slavs). However, from the start there was tension between Croats and Serbs and King Aleksander was assassinated in 1934. Meanwhile Communism was growing in Yugoslavia and in 1939 Josip Broz became chairman of the Yugoslav Communist Party (Pavlowitch 2014).

On 6 April 1941 the Germans bombed Belgrade and invaded Yugoslavia. They overran the country which was carved up between Germany and its allies. Hungary took the northern part of Serbia but Germany took most of it. Communists then carried out guerrilla warfare and in October 1944 liberated Belgrade with the help of the Russians. Then in 1945, the Communists won ninety percent of the vote in the elections and they set a Communist regime. However, in 1948 Tito broke with Stalin and Yugoslavia was then later resolutely independent. However, when Tito died in 1980 the system began to break down (Babac 2016). Yugoslavia then finally broke up in 1991 – 1992. Parts broke away from Serbia and became independent until only Serbia and Montenegro were left. However, Montenegro became independent in 2006. Kosovo then broke away at 2008 and became independent. Serbia suffered in the recession of 2009 but soon recovered. (Ministry of Foreign Affairs of the Republic of Serbia 2012). Economy of Serbia is growing these days and slowly accomplishing implementation of the obligations of the Stabilisation and Association Agreement towards strategic EU membership (MFA 2013).

2.1.2. Economic Development, Poverty and Social Exclusion

Economic Development

Serbia has undergone a rapid development since the fall of the Milosevic regime. After long years of stagnation in the former Yugoslavia, Serbia has begun to prefer market economy, with many reforms (complex changes in taxes, public procurement, budgetary system, reforms of the banking sector). Privatization and transformation of key sectors have made Serbia one of the fastest growing countries in South East Europe (RAS 2017).

Serbian infrastructure was in ruins as a consequence of the Kosovo war in 1999. Reconstruction efforts could be considered quite slow in the early 2000s as the former government faced many economic challenges at that time (Feffer 2009). Nevertheless, rapid inflation decreased from 113 % at the end of 2000 to 23 % in April 2002. International Monetary Fund approved in response to these challenges \$829 million Extended Arrangement to support Serbia and Montenegro's (then Yugoslavia's) during the following 3 years (IMF 2017) to boost the economic development revitalization of the infrastructure (roads, rail and air transport, telecommunications, and power production) that was needed for enhancing economic recovery. Another important aspect of the ongoing economic reconstruction is the revival of former export industry, such as agriculture, textiles, furniture and metallic ores (SIEPA 2017).

Recent nominal GDP in 2017 was officially estimated at \$39.366 billion or \$5,599 per capita. Considering purchasing power parity of Serbia, GDP per capita per year was \$15,163 according to the IMF (2017). Serbia is much more stable than in previous years, the economy is still in certain state of disorder with extensive unemployment, large grey market, and political affairs that are common for transit economies.

Poverty and social exclusion

One of the biggest concerns in the face of obtaining social sustainability is dealing with poverty and social exclusion. According to Perisic and Vidojevic (2016), social exclusion and poverty are among the most persistent social challenges in Serbian society and despite some progress in reduction of poverty until 2009, the increase in the number of the poor grew again in 2009 partly due to the global economic crisis, problems with revitalization of agriculture and macro economy, low levels of employment, reduction of level of wages, etc (Lakicevic 2011).

Average wages in Serbia by years according to Statistical Office of Serbia during years 2008 to 2018 shows that average nominal wage almost doubled to more than 50,000 Serbian dinars (RSD). To put these figures into context, according to development of Serbia consumer price index (CPI) (*Annex 1*) or inflation during this decade, higher wages not necessarily meant also higher living standards. As it is seen from (*Annex 1*), the trend of development of both wages and average consumer prices during the last 10 years is not representing very increasing level of financial security of average Serbian household. Average rate of both variables is almost identical.

Unemployment

However, rising wages or economy is less meaningful for households that are affected by unemployment. Unemployment rate in Serbia is currently rate about 12.9 % (measured in the third quarter of 2017), which is less than 13.8 % in the same period of the previous year (*Annex 1*).

The youth unemployment rate fell to 28.8 % from 29.2 % due to the negative demographic trends but in long term it is still serious issue for youth generation in Serbia. The youth unemployment rate in Serbia averaged 42.46 % from 2008 until 2017, reaching an all-time high of 54.20 % in the second quarter of 2014 and a record low of 28.50 % in the third quarter of 2016 according to the Statistical Office of Republic Serbia (*Annex 1*).

2.1.3. Demographic development

The population of Serbia is estimated to be 7,120,666 people (Kosovo and Metohija not included) (PBC Stats 2018). The Rate of depopulation in Serbia has been high in recent years (*Annex 1*) and it has also one of the oldest populations in the world with average age at 42.9 years (PBC Stats 2016). The ethnic composition of the population is very diverse, which is a result of the country's turbulent history. Most of the population consists of Serbs (82 %), but also of other 37 ethnicities that live on its territory. Another important ethnic is Albanians that are however not recognized by Kosovo. There are about 90 % of the Albanians in Kosovo population, which unilaterally declared independence in 2008 with mixed responses from the international community. On the contrary, in the northern part of Serbia, in Vojvodina, many other nations live next to the Serbs (Český rozhlas 2013). The largest minority is made up of Hungarians, who live here mainly for historical reasons, as Vojvodina was one of Hungary's regions for a long time. Apart from Serbs and Hungarians, fewer Romanians, Croats, Slovaks and Ruthenians live here. However, there is also a small Czech minority with 1824 persons according to most recent population census (2011).

2.1.4. Educational system

Education in Serbia starts in either preschools or elementary schools. Children enrol in elementary schools at the age of seven. Primary school is compulsory for nine years. This may be followed by three years of secondary school, which are also available in languages of recognised minorities in Serbia, where classes are held in Hungarian, Slovak, Albanian, Romanian, Rusyn, Bulgarian as well as Bosnian and Croatian languages. Afterwards, students can attend grammar schools and vocational schools for another four years, or to enrol in vocational training for 2 to 3 years. Following the completion of grammar schools or vocational schools, students can attend university. Serbia has 17 universities (eight public universities with a total number of 85 faculties and nine private universities with 51 faculties) (Statistical Yearbook of the Republic of Serbia 2012). Public universities tend to be better choice in terms of quality and therefore more renowned than private ones. The academic year runs from October to July. It is estimated that about 96 % of all

students complete their primary education. In 2010/2011 academic year, 181,362 students in Serbia attended university (148,248 at public universities and some 33,114 at private universities) while 47,169 attended 81 "higher schools" (Statistical Office of the Republic of Serbia 2012). The last figure of *Annex 1* shows that higher completed education in Serbia increases employment perspectives.

2.1.5. Remittances

Remittances represent one of the major international financial resources in the world and they are one of the most monitored indicator within migration and development (Paulinová 2017). Remittances are financial or good transfers sending by migrants from the destination they have moved to, back home for their families, relatives or friends (Carling 2005). The economies of South-eastern Europe continue to depend heavily on the inflow of remittances according to the World Bank (2016). Serbia was among the largest recipients of remittances in the region of Europe and Central Asia in 2016, with 3.5 billion euro and 3.2 billion euro (Mikhaylova 2017). According to Bjelomotic (2017) remittances that Serbs abroad send to their relatives in Serbia every year are tantamount to 9 % of the Serbian GDP, compared to 5.4 % share that foreign investments had in the Serbian GDP in 2016. It has been estimated that close to 800,000 people in Serbia are receiving money from abroad, and that each recipient received 3,370 EUR on average in 2016, which amounts to between 370 and 410 EUR per capita (NBS 2017). The amount of remittances depends largely on the economic cycle in the country of the destination than of the country of origin, in contrast with the other financial flows (Adamcová & Němečková 2009). It also well-known that remittances tend to rise when the country of origin suffers due to natural disaster, an economic crisis or political conflict. The migrants often send money back to their home countries to support their families. These financial flows are called remittances and are an important source of income for the families in the developing countries. According to the statistics of IFAD, about 200 migrant workers sent in 2016 more than 450 billion dollars in remittances to their family members (Seux 2017). This income is crucial for the development of the receiving

families and the whole countries as they are used for health care, food, better education and housing.

Source of remittances

According to the World Bank data (2016), the largest sources of worker's remittances are traditionally mainly from the most developed and big countries. The United States (\$61 billion), Switzerland (\$24 billion), Germany (\$18 billion) or France are on the top in the statistics. Noticeably China is growing into the largest sources of remittances in 2015 with \$20, 4 billion and the amount of remittances paid, increased up to four times compared with the previous year (Mikhaylova 2017). Other largest sources of remittances are the oil producing countries including Saudi Arabia (\$38 billion), Russia (\$19, 6 billion), Kuwait (\$15 billion) or Oman.

2.2. Characteristics of Serbian Banat region

At the end of the 17th century, the northern part of what is Serbia today was conquered by Habsburg Monarchy, only to expand its power to a great part of today's Serbia – the rest of Srem, Banat, Mačva, Šumadija, and eastern Serbia. In that way the area inhabited by Serbs, what was once Serbia, became divided between two Empires, Ottoman and Habsburg, while the border was on Sava and Danube. At that time at the end of 18th century, first Czechs also appeared on the territory to colonize Banat military border during the reign of Maria Theresa (Kokaisl 2009). The South Banat District is a large area of 4,245 km² and covers the area east of Belgrade to the Romanian border. The administrative centre is Pancevo but includes also other municipalities (Government of the Autonomous Province of Vojvodina 2013).

Socio-economic characteristics

According to Mijatovic and Jovanovic (2015), 50 % of the households in Vojvodina were from the category of the poor or the poorest in 2015. The percentage of the poor increased from 10.2 % in the aged 15 - 24 to 29.9 % among 65+. We should have in mind that poverty affects younger population through unsatisfactory income

which cannot meet basic needs, (un)employment opportunities, adequate access to health and social protection and access to education. Dimitrijevic and Stojanovic (2017) also found that most of young educated generations have been put in unenviable position in the labour market while they are losing the best years of their lives. Long - term unemployment and lack of personal development discourages young people not only in Vojvodina and Serbia.

2.3. Rural Development in Serbia

According to the Serbian Agriculture Census from 2012, there are 30,000 registered agricultural entities of which 99.6 percent are family households and 0.4 percent are legal entities and the average size of the family holding is only 4.5 ha large (MAFWM 2016). Rural and more remote rural areas in Serbia certainly need number of actions to increase the quality of life and decreasing depopulation. Investing in the broader rural economy and rural communities are vital, via improved access to basic services, infrastructure or better. Making rural areas more attractive for young people also requires promoting sustainable growth and generating new employment opportunities, as well as facilitating the access to up to date information and communication technologies. On-farm diversification towards non-agricultural activities, assistance for off-farm activities, and strengthening the links between agriculture and other sectors of the rural economy play an important role in this (National SD Report 2017).

Many of these actions are already supported through projects financed by IPARD grants that are designed to support directly Serbian farmers, businesses and rural communities. According to data from EU Delegation to the Republic of Serbia (2017), €175 million has been allocated already for the years 2014 - 2020, in annual instalments in the form of grants. It is estimated that €175 million in IPARD grants may lead to a total investment in agriculture of €400 million.

Determinants of Rural migration

Despite these efforts, Serbia has lost almost million people who left the country abroad in last 15 years (PBS 2016). The number of Serbian citizens – returnees from work/stay abroad, is not known on the annual level. Database on emigration flows of Serbian citizens does not exist, considering that the citizens who leave to work/stay abroad mainly do not unregister from their place of residence (Institute of Social Sciences, Statistical Office of the Republic of Serbia 2013). Two recent empirical studies were conducted by Institute of Sociology and Social Research of the Faculty of Philosophy, University of Belgrade (2013 & 2014) found as the main motive to move to a foreign country would have been a better job in the sense of better salary, working conditions and professional advancement.

2.4. Migration

The international migration is the current complex and interdisciplinary phenomenon leads to the determining topic in this century (Paulinová 2007). Effective migration management with emphasis on reducing their negative impact and support its benefits is one of the most recent challenge in recent years (Adamcová & Němečková 2009). International organisation for migration describes migration as: *“The movement of a person or a group of persons, either across an international border, or within a State. It is a population movement, encompassing any kind of movement of people, whatever its length, composition and causes; it includes migration of refugees, displaced persons, economic migrants, and persons moving for other purposes, including family reunification”* (IOM 2011). According to Vadinis (2014) there are different types of migration:

- Emigration – is a movement of people from their home country to abroad.
- Immigration – is a movement of people into a country.
- Internal migration – is a movement of people within one country or region.
- Rural migration - is a movement of people from rural areas to cities.
- Counter-urbanisation – is a movement of people from cities into the rural areas.

According to the classic push and pull model, all people are potential migrants if living conditions elsewhere are better than in the actual place of living and the cost of migration is lower than the gain which can be accumulated due to migration (Rašević 2016). The individual perception of the labour market related conditions is especially important, such as employment opportunities, level of income, speed of progress. However, the perception of other conditions is getting more and more important, such as the feeling of safety in an environment, healthcare policy, social benefits, the level of environmental protection, perspectives related to the future (Hajmannová 2014). Therefore, the individual's knowledge of the potential destination country is important. According to this concept, Rašević mentions (2016) that individuals compare the total sum of positive and negative factors of their place of living with the total sum of positive and negative factors of another potential place of living in relation to the cost of migration.

The push and pull model describes factors influencing migration and divides them into two main categories: The first group – push factors – make people leave their country because they are forced to do so due to the risks they are facing in their home country. These factors include famine, conflict, religious threats, or drought. The other group – pull factors – are on the other hand factors that make the destination country more interesting. As mentioned above, these factors include economic factors, weather conditions, cultural conditions etc (Odonkor 2016).

We can observe some patterns in migration trends. According to a UN report (2015) more than two thirds of international migrants are hosted by high-income countries, most of them found a new home in Europe (76mil.) and in Asia (75mil.). In 2015, 67% of all migrants lived in only 20 countries: the countries hosting the most migrants include the United States, Germany, Russia, Saudi Arabia, United Kingdom and United Arab Emirates.

2.5. Youth migration

Youth migration is a worldwide phenomenon that affects both developing and developed countries – as described in the Youth Issue Brief 2016 by the United Nations, young migrants (15 to 24 years old) accounted for 12 % (28.2 million people) of all migrants in 2013. The percentage of youth within the migrants is higher in developing countries than in developed countries, with the majority of young migrants being men (57 %). The main reasons for international youth migration are marriage, poverty, violence, employment, environmental change and various conflicts (UNDESA 2016).

According to an analysis of youth migration in the 20th century and onwards, internal migration and mobility of young people is far more significant than the migration outside Serbia (IOM 2016).

Despite broad changes that are ongoing in the Serbian society (economics, value system, politics, and social standards etc.), youth prefers to remain in Serbia due to emotional attachment to their places of origin. As Antonic (2015) states in his study, this trend was common especially before the war: as most of the population was illiterate, children remained in their home towns/villages and worked on their farms contributing positively to the economic situation of their households. Due to the dominant patriarchal family system, mostly women migrated at those times as they moved to their husband's homes, whereas sons stayed on their parents' farms and continued in the family business. Migration due to educational reasons was rare – only a limited number of young people, mostly men, decided to proceed further with their education and move to cities to acquire an academic title. Migration to a school abroad was almost non-existent in the post-war period.

The trends have, however, changed from the post-war period. Based on data collected by professor Cvetkovic (2016) 27,000 highly educated young people decided to migrate from Serbia in 2007. The number grew rapidly over the following years and almost doubled to 58,000 migrants in 2014. As about 45,000 university graduates are currently unemployed, and the Serbian economy does not have the capacity to employ all graduates, the number of young migrants from Serbia is still expected to grow. The above-mentioned graduates include both people with a

quality education in popular professions on job market and those with lesser quality education who can do any type of job.

2.5.1. Youth Migration trends

According to the OECD (2016) there are 598,200 Serbian citizens (ages 15 and over) living abroad and the average number citizens that left the country each year in the period from 2005 to 2014 to live in OECD countries was 31,000. In 2014, a total of 57,000 people emigrated from Serbia and then in 2015, this number reached a record-breaking 60,000. It is not well known how many of those migrants came back to Serbia.

The fact that young talents leave, is certainly not positive for their homelands' further prospects. The World Economic Forum's 2016/17 Global Competitiveness Report ranked Serbia 137th out of 138 countries for "capacity to retain back talent". Croatia 132 was ranked 132 and Bosnia 134, while Albania and Macedonia were just slightly ahead (Deutsche Welle 2018).

Although the number of youth external migrants has been growing, (Bobić et al. 2013) state that their number still lags far behind the number of youth not even considering moving out of their places of residence although they are aware of the problems in their local communities. These youths are networked in the local society and they are most generally emotionally attached to that their place of birth and current social circles.

2.5.2. Migration motivation on Serbia's young people

According to survey of the recent OECD report (2015) the main reasons for migration of young people is entirely economic (81.9% of those surveyed said this). They want higher living standard, finding jobs quicker, better conditions for launching their own businesses, better education etc. Out of 50 countries covered by the report, Serbia occupies 31st place in terms of countries with the highest emigration rate (Bjelotomic 2017).

The most attractive countries to migrate to are the EU countries (a quarter of the surveyed people would move there), especially Germany and Austria, followed by the US and Canada. However, we can identify few reasons preventing people to migrate. First, capital is needed to fund the initial costs (such as journey, insurance, work permit/visa etc.) and cover the expenses before the first earnings (such as rent, food etc). As these costs cannot be usually fully covered by scholarships and self-funding is required, young people might give up the idea of migrating due to financial reasons. Secondly, young people have background in their local society and are attached to that environment and culture. Leaving their country and living in another society may cause insecurity and discomfort. Therefore, even though young people are not satisfied in their country and in their current conditions they scarcely choose the option to migrate (Bjelotomic 2017).

According to professor Grecic (2017), nobody knows how many of those migrants came back to Serbia. A recent survey has shown that many young people were also planning to leave Serbia, i.e. 2/3 of those surveyed said that they would emigrate (Cvetkovic 2016).

Serbia has developed the Youth Employment Action Plan. This plan was supported by a nation-wide campaign called 'The Right to Know', promoted and implemented by local NGOs. The aim of this advocacy was to provide a guide for youth regarding the impact of national legislation on them in the areas of labour, migration and health. Round-tables on youth unemployment and professional fair for youth were established in Serbia with over 1,300 young people attending these events. The employment of young people was also supported by the National Employment Strategy (NES 2011 – 2020) that included five youth employment targets (ILO 2016).

Employment places for young professionals and workers are vulnerable especially during economic crisis. Unlike adult workers with open – ended contracts, youth is employed in the informal economy with flexible part-time or fixed term contracts. As such, they are the first to leave the companies when an economic crisis hits.

2.5.3. Impacts of youth migration

Migration in larger scale is a well-known driver of population change for every nation. According to IOM Belgrade (2015) migration of young Serbian indeed contribute to the undercutting of the age pyramid through direct impact on the number of births caused by decreasing of the youngest population. Besides these direct demographic consequences, IOM Report mentions also other indirect economic and social ones. The demographic processes affect the labour force supply, which can be particularly damaging when emigrants are well educated and do not return. According to the Optimistic forecast of GRS (2009) the population of Serbia in 2041 will be smaller by 371 thousand than it would be if there were no migration. Kupiszewska and Nikitovic (2012) are in their forecasts gloomier with prediction of 23 % population drop by 2041.

From the economic point of view, Jaeger and Lissovolik (2010) point to the risk of social security systems affected by growth in the number of pensioners and the shrinkage of labour resources. Serbia has a redistribution system, in which those who contribute to the social security from their salaries directly finance the cost of contemporary pensioners' pensions.

Finally, Serbia was ranked the first in the world by brain drain, according to the report compiled by the World Economic Forum (2017) and added that in 10 to 15 years there could be a serious deficit of available workforce with higher education which can have in long term more serious consequences for Serbian nation serious impacts as there are not many Serbians who actually come back even if they usually plan to according to number of public surveys.

Remittance effect

The number of remittance receiving households and amount of the last years are higher in high emigration regions in relation to others. According to data from Statistical Office of the Republic of Serbia (2008) one of the main positive effect of remittances is decreasing local level of poverty in areas where high emigrations are observed. However according to Pekovic (2017) the high share of remittances in average income does not necessarily mean that remittances contribute to poverty reduction.

2.1. Czech minority in Vojvodina

The presence of Czech minority is dated since 1762, when the most of Czechs and Slovaks arrived in Vojvodina during the middle Teresian colonization. The Czech craftsmen were among the first to arrive, before the bankers, and industrialists (European Geographical Studies 2016)

Number of Czechs in Vojvodina is steadily decreasing. According to the census, it was 2.8 times lower in 2011 compared to the number of the first post-war census of 1948. Their share in the total provincial population in the first four post-war censuses was 0.2 % and was then reduced to 0.1% (Bjelbac 2016). Czechs are assimilated by mixing with other peoples with full acceptance of Serbia as their new home. It is assumed that the number of Czechs and their descendants in Serbia is greater than 10,000 (according to data provided by Jaroslav Bodnar, secretary of the National Council of the Czech ethnic group). According to census 2011, the average age of Czechs in Serbia is increasing with 47.6 years (MSCG, 2004).

Over hundreds of Czechs live in the municipalities of Bela Crkva, Vršac, Kovin and Novi Sad (Ivkov, 2006). The Czechs live mostly in the administrative centres of the district (Zrenjanin, Subotica, Kikinda, Sombor, Sremska Mitrovica and Pančevo) and small towns (Backa Palanka, Kula, Indjija, Ruma, Šid). They can be found in rural areas only in South Banat. Thus, the villages Gaj in the municipality of Kovin and Veliko Središte in the municipality of Vršac are emphasized as examples. According to the Census 2011, among the municipalities of South Banat District, more than 2/3 of Czechs inhabit the municipality of Bela Crkva. Share of about 13 % is in the municipalities of Vršac and Kovin. The highest share in the total population is the largest in Cesko Selo and it is 80 % (Lukic et al. 2016).

2.2. Republic of Serbia and European union

The European Union has long been involved in the Western Balkans region, where it seeks to stabilize it after the collapse of Yugoslavia. This area is strategically important for the EU because of its strategic position and security due to the region's great instability. According to the EU, one of the best solutions for stabilizing the

region is its integration into the EU structures. Countries that are intertwined and their economies dependent on one another are avoiding open conflicts. The EU is the most important player in the stabilization of the Western Balkans region, trying to help economic and political stabilization of the region along with ethnic reconciliation. All the countries of the Western Balkans were given the prospect of an EU membership, with which the EU is trying to influence these states (EC 2016).

Serbia as a candidate state works with the process of implementing and achieving political, economic and social reforms these days. This is a crucial step for Serbia to put focus on strengthening the country's democracy, fighting against corruption, organized crime and overall reconciliation (Stuchlik 2016). These agreements between EU and Serbia, particularly The Stabilisation and Association Agreement (SAA) gives Serbia unlimited duty-free access to the EU market for all basic agricultural products with the several exceptions of baby-beef, sugar and wine, for which certain duty-free quotas apply (EC 2013).

3. Objectives of the thesis

3.1. Main objective

The main objective of the thesis was to analyse root causes of rural migration of the descendants of former Czech immigrants in Serbian Banat, and its impact on the rural society and local community.

3.2. Specific objectives

The main objective of the thesis was accomplished with following specific objectives:

- **To analyse main determinants and root causes of youth migration in Serbian Banat**
- **To analyse main differences between migration patterns of Serbian nationals and Czech minorities.**
- **To identify opportunities for improving conditions that have impact on youth depopulation (out-migration) in Serbian Banat.**

The first research question was focused on the analysis of main root causes of youth migration in Serbian Banat, specifically in main villages with highest portion of Czech minority.

The second research question led to investigating the main differences in migration patterns between Czech minority and Serbian youth.

The last research question was devoted to identification of available options of youth migration depreciation from area of South Banat.

4. Methods

4.1. Data sources

For purposes of this research primary and secondary data were used. Secondary data are useful and important for the design of questionnaire composition and understanding of the topic background and preparation of primary data collection phase. Regarding the primary data collection, various resources and methods were used to collect enough inputs for the research.

4.1.1. Secondary data collection

For this thesis, secondary data were collected from collection of scientific journals: *The Serbian Journal of Agricultural Sciences*, *Vojnosanit Pregl*, *International Journal of Educational Development*, *World Development*, *International Migration Review*, reports such as: *National report on social inclusion and poverty reduction in the Republic of Serbia*, *Human Development report*, *Newsletter on Social Inclusion and Poverty Reduction*, *Ministry of Foreign Affairs of the Czech Republic resources*, *European Commission and International Organisation for Migration (IOM) reports*, statistic databases such as *Statistical Office of the Republic of Serbia*, *Ministry of Interior of the Republic of Serbia*, *World Bank*. Databases used for data search were the *Web of Sciences*, Keywords and search strings such as *The Republic of Serbia*, *Banat*, *rural society*, *youth*, *migration*, *Czech diaspora* were used frequently during this part. Sources used for literature review were in English, Czech and Serbian languages.

4.1.2. Primary data collection

Detailed personal data were gathered through online questionnaires and face-to-face interviews and discussions with citizens and national council representatives of specified study area. Data from various resources were digitally transformed and processed with statistical software. Input data from questionnaires and forms in Serbian language were translated to English language and joined to input data in English language (Respondents had option to choose in which language were willing

to take part in the interview or questionnaire). For testing data validity triangulation method was applied. In *Annex 5* photos from the questionnaire collection and interviews are available. For purposes of social-cultural understanding of local communities several phone non-structured interviews with representatives of local Czech councils were conducted as well.

Structured questionnaire

The structured questionnaire was used and designed according to three main objectives: the first part describes the general information about respondents, the second part is focused on personal view on own migration and the last is about migration of relatives, friends and local aspects. Questionnaires were prepared in paper and online forms and were distributed in Serbian and English language (see *Annex 2*).

Questionnaire content:

- a) **General questions on socio-economic background:** nationality, gender, age, level of education, economic activity, local job opportunities, experience with agricultural sector, household characteristics, perception of Czech nationality.
- b) **Personal view on own migration:** experience with migration, migration preferences, reasons for migration, destination of migration, duration of migration and type of migration, preference of migration, evaluation of current locality of living.
- c) **Migration of relatives and friends and local factors:** contacts with relatives, who migrated, scale of migration, length of migration, most common field of work in destination, frequencies of home visits, presence of government initiatives, changes related to migration in original place of living.

Structure and translations of questionnaire was discussed under the assistance of Jaroslav Bodnár, secretary of the of Czech beseda Bela Crkva during the first days of research in Bela Crkva. Initial translations of questionnaires were conducted with coordination of Mrs. Lenka Kyvířová and Mrs. Anna Sedláčková, residents of Czech Republic, who have visited Serbian Banat and specified areas in past. Initial testing of questionnaires was accomplished in Bela Crkva by 5 respondents. After this part and necessary language and structure customization, the final version of questionnaire was released. Questionnaire has 3 parts that contain 30 questions in total. 8 of these questions were closed, other 22 were opened. Questions were structural and consistent for better understanding.

The questionnaire survey was distributed among young people that were selected by using a random sample method both online and using face-to-face approach. In total 75 questionnaires and interviews were conducted. Part of the questionnaires were collected in paper form in case of collective distribution in households with personal assistance in case of need of question specifying.

Electronic data collection

The major part was recorded directly in electronic way using prepared Google Form with the identical questionnaire structure as it was designed for the paper form. Availability of WI-FI networks in study area and in households was providing good opportunity to record all data in electronic way. Besides public municipal Wi-Fi networks, all respondents were willing to provide access to their personal Wi-Fi networks. Data collection during all day both in households and in public areas required highly portable laptop. Inexpensive older laptop (Fujitsu P Series) with long battery lifetime was used. For all cases (e.g. discharged battery or missing internet connection), paper questionnaires were always available during the daily agenda. One of the benefits of electronic data collection is that data collected in Google Form are regularly uploaded to Google sheet in Cloud storage that protects research data against any loss. It is also more accurate and convenient in terms of data processing for the data analysis than processing of handwritten answers from paper questionnaires.

Utilizing Social networks as a research tool

While considering recently revealed privacy challenges associated with using Facebook data for commercial purposes and the ethical concerns (Meredith 2018), using social media and Facebook particularly, could be still considered as a powerful research tool for the social sciences according Kosinski (2018). Unlike certain unfamiliar cases that will hopefully lead to increasing general user's privacy safety in future, Facebook could be honestly and ethically used by scientist in order to make initial contacts with specific demographic groups of targeted respondents that would be otherwise hard to reach. As Facebook has become a significant part of daily life for 2.2 billion people worldwide (Facebook 2017) it enables researchers to access wide and diverse pool of respondents while still maintaining responsible ethical approach and considering personal privacy according to GDPR (EC 2018).

Amish (2015) found that the size and reach of the Facebook platform offers researchers an unprecedented opportunity to acquire large and diverse samples of participants. Even though the user basement is not perfectly demographically representative, for purposes of selected target group in this research, validity of representative pool of young respondents could be utilized as additional data collection pool. For purposes of this research and data collection, more than 800 Facebook invitations were distributed among young population study area. Part of the invitation was personal message that contained short request about participation in my research. This step was important because of Facebook restriction in visibility and notification of messages out of the primary circle of connection. Initial messages distributed in first wave to Facebook respondents in study area were therefore not read by most of the users as these messages are not visible for users in their primary message inbox.

The result of utilizing the personal friendship invitation with Survey note was acceptance of 28 percent of distributed invitations and 4.5 percent were willing to open the online questionnaire and answer to all questions. During the time spent in Serbia, this method was especially useful in rainy and cold days when personal approaching of random respondents was not highly effective in terms of daily collection targets. Besides sending messages and invitation through this channel, joining to local Serbian Facebook groups and necessary social interaction was

performed to increase credibility of distributed requests and used personal profile. As a good example that might have had an impact on higher responsiveness, personal profile picture was made specially on locally well recognisable place (standing in front of road municipal sign with Cesko Selo – see *Annex 5*). Apart from data collection itself, these actions resulted also in an intensive online interaction with locals in online space and opportunity to make intensive social observation of local young population.

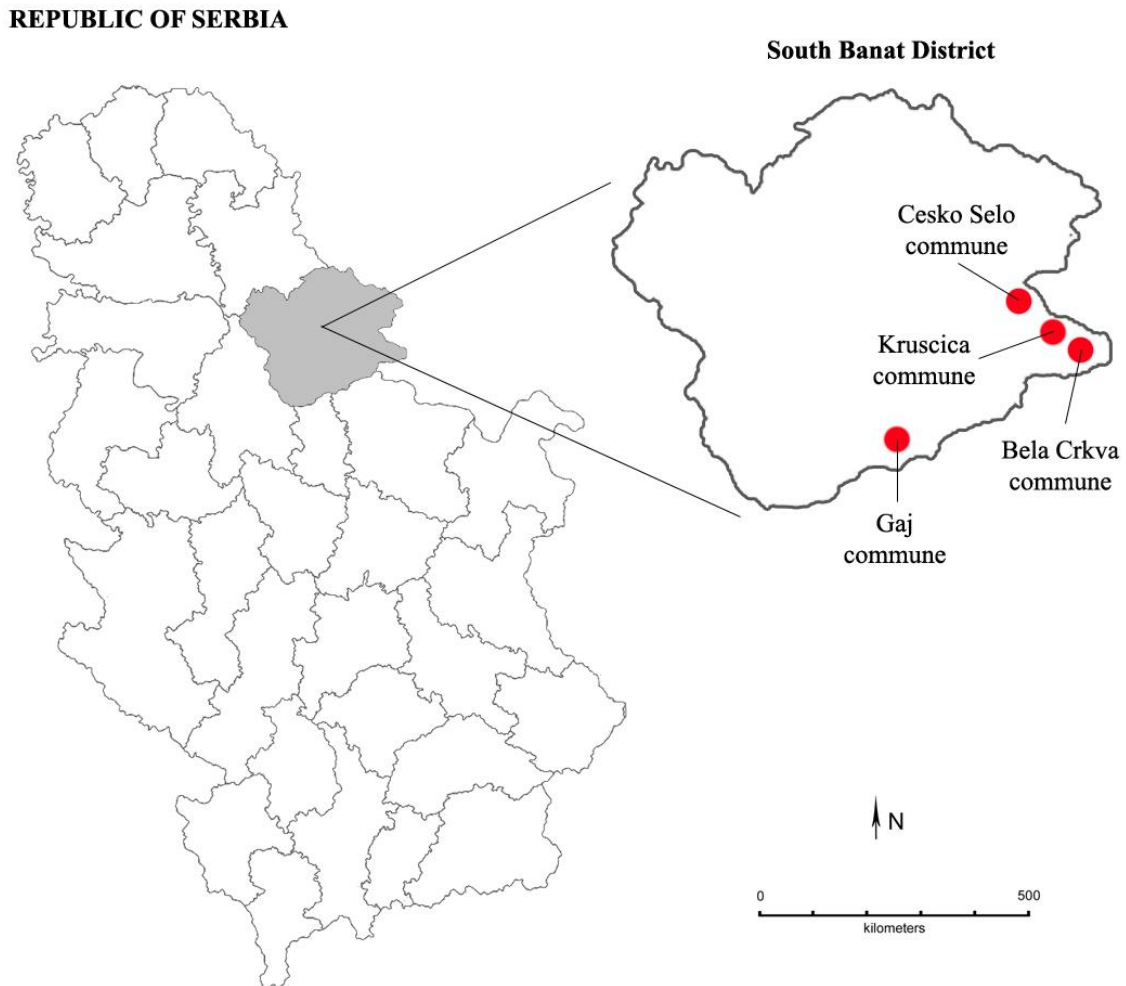
Observations and unstructured interview

Informal observation and unstructured interview with local representatives (n = 9) including chancellors of local Czech Besedas and Czech national council representatives were performed in the South Banat area and related municipalities. Apart from conservative methods of attentive observing of respondents during their daily activities and interviews was utilized as an additional source of information for more realistic and holistic understanding the picture of the young migration in study area.

4.2. Description of study area

The research was conducted in the South Banat District, Vojvodina province. The South Banat District is one of seven administrative districts of the autonomous province of Vojvodina. The South Banat District is a large area of 4,245 km² and covers the area east of Belgrade to the Romanian border. The administrative centre of the district is the city of Pancevo but includes also the municipalities of Plandiste, Opovo, Kovacica, Alibunar, Vrsac, Bela Crkva and Kovin (Patchwork Balkan 2014). Vojvodina is also a part of the Danube-Kris-Mures-Tisa euro region (Pharr 2018).

Figure 1. Study area



Source: Author 2018

This area is in the Pannonia plain but also covers a hilly area on the border with Romania. Research was conducted in local Banat municipalities: Bela Crkva, Gáj, Kruscica and Cesko selo.

Bela Crkva

First visited municipality of the research is located 100 km north from Belgrade and has 10638 citizens. It hosts Council of Czech national minority in Serbia. However,

this minority consists only up to 4 % of all citizens (Kokaisl et al. 2009). Unlike in other Serbian villages and towns, the Czech population has grown here slightly over the years – whereas in 1910 there were 400 Czech citizens, in 2002 the Czech minority consisted of 511 people (Kyvířová 2012). During the 19th century, Bela Crkva was popular mostly among well-educated and wealthy Czech citizens as new settlers had to pay a fee to obtain the right to settle here. Most of them came here during the construction of a rail-way track in this area in the early 20. Century (Borecký et al. 2009).

Today, with the absence of any major industrial factories, this rural town is heavily dependent on agriculture. Thanks to the five adjacent artificial lakes it has also become a popular location for tourists and the tourism has brought here new work opportunities (Kokaisl et al. 2009). There are many Czech institutions in Bela Crkva: Czech national council supported by the Czech Ministry of Foreign Affairs, Czech Matrix (a central organisation for all Czech Besedas), Czech cultural-educational association “Czech from the South Banat, Bella Musica – a Czech choir, and a Czech Scout organisation (MZV ČR 2013; Svoboda 2002; Czech national council 2017).

Gáj

G8j has 3302 citizens and proportion of Czech minority is similar to Bela Crkva. Czechs are the second biggest minority in Gáj after Roma people (Curcic 1996). In 2008, a local Czech Beseda was founded here. It is administered by Zdenko Irovič. Households in Gaj are most frequently farming families thanks to the highly available and fertile black soil. Stock raising is also very typical in this area and most of the farming families are therefore largely independent on external food supplies.

Kruscica

Another Czech minority can be found in Kruscica which has according to 2002 census less than 989 citizens and a 25 % share of Czech speaking minority. It can be

also observed significant population decrease during past decades (Milic 2017). Kruscica is located in Bela Crkva municipality and as many other rural villages in Serbian South Banat faces issues connected with the depopulation – compared to the 1950ies, the population is only half as big today. The Czech minority is far the largest here, followed by Roma people (only around 2%) (Statistical Office of the Republic of Serbia 2013).

The first Czech citizens came here in the 1830ies and founded here a Czech colony. There is a Czech Beseda in Kruscica today and thanks to the Czech National Council, there is an obligatory Czech language course for children in basic schools since 2011. However, there is not a big interest in this course, mostly due to the assimilation of Czech parents into the local Serbian culture and community (Kyvířová 2012).

Cesko Selo

The last village that was visited was **Cesko Selo**, which consists only of about 40 villagers with Czech majority. The last village had just 50 years back more than 3 times more inhabitants and unfortunately it is also one of the cases of inevitable rural depopulation. The Czech population of Cesko Selo is connected with the Romanian village Schoental – the Czech settlers had to leave this village 10 years after their arrival and had to move to the Serbian part of Banat. 120 Czech patriots built here a new village on a greenfield in 1837 and called it Fabián (Kokaisl et al. 2009). The first Czech school in the whole Balkan was founded here in the 1850ies but was changed to a Hungarian school later (Svoboda 2002). In 1946, the village was officially re-named to Cesko Selo.

Cesko Selo is the smallest village from the all mentioned above, however, it is the only one populated only by Czech citizens. Due to the de-population and limited opportunities, many houses remain empty and are in ruins. A museum of history of the Czech settlers was opened here thanks to the financial contribution of the Czech Ministry of Foreign Affairs and a teacher was sent here from the Czech Republic to support the local school (Kyvířová 2002). Czech Beseda was also founded here. The Czech heritage is also visible on the street names – there are only three streets in the

whole village: Vaclav Havel Street, Tomas Masaryk Street and Jan Hus Street (Kukal 2017). Cesko Selo faces economic problems connected with depopulation – with no industry in the village, there are no work opportunities for young people and these then leave to bigger towns and cities or abroad, mostly to the Czech Republic. The remaining population is therefore only elderly people working in the agriculture (Kukal 2017).

4.3. Target group

The main target group, I was focusing on were young people between 15 and 35 years from the South Banat region in Vojvodina. Following municipalities: Bela Crkva, Gáj, Kruscica and Cesko Selo were chosen as they are known for their highest ratio of settlement by Czech compatriots in Serbia.

The respondents were chosen based on following criteria:

- (i) To have Serbian citizenship with Serbian or Czech nationality.
- (ii) To reside within one of the 4 municipalities mentioned above.
- (iii) To be the only one respondent per household.

Overall 75 respondents in total were surveyed. The descriptive statistics of this target group divided by municipalities and nationality is available in the *Annex 1*.

4.4. Timeframe

The following Table 1 displays the progression of the three main phases of the writing this thesis and time allocation in each part. The first phase was the preparatory phase when the methodology, objectives and means of thesis were formulated. In the second phase data collection in Serbia was performed and interviews were conducted. The third phase required necessary language translation from Serbian to English, data transformation, data cleaning, data analysis in Stata 15 and data interpretation.

Table 1. Timeframe of diploma thesis

	June 2017 – August 2017	September 2017 - October 2017	November 2017 – December 2017	January 2018 - April 2018
<i>Secondary data analysis</i>				
<i>Formulation of objectives</i>				
<i>Formulation of methodology</i>				
<i>Establishment of questionnaire</i>				
<i>Pilot testing</i>				
<i>Data collection in Serbia Observation</i>				
<i>Interview</i>				
<i>Survey-local experts</i>				
<i>Data cleaning and coding</i>				
<i>Data analysis</i>				
<i>Data interpretation</i>				

Source: Author 2018

4.5. Binary probit model

For purposes of the data analysis and answering the main research question, Probit model for binary data analysis was utilized. A Probit model (also called probit regression), is a way to perform regression for binary outcome variables. Binary outcome variables are dependent variables with two possibilities like yes/no, positive test result/negative test result or single/not single. The word “probit” is a combination of the words probability and unit; the probit model estimates the probability a value will fall into one of the two possible binary (i.e. unit) outcomes (Scott 1997). According to Amemiya (1985), this model assume that a sample of data (y_i, x_i) , for $i=1, \dots, N$, is observed, where y_i is an output variable that can take only two values, either 1 or 0 and x_i is a $1 \times K$ vector of inputs.

The conditional probability that the output y_i is equal to 1, given the inputs x_i , is assumed to be:

$$P(y_i = 1|x_i) = F(x_i\beta) \quad (1)$$

where $F(t)$ is the cumulative distribution function of the standard normal distribution and β is a $K \times I$ vector of coefficients, where y_i is a dependent variable representing main reasons i influencing migration decisions of youth, taking the value 1 for presence of the factor or 0 if not for both questions and x_i is set of independent variables are available in Table 2.

The dependent variable does not need to be normally distributed, but it typically assumes a distribution from an exponential family (e.g. binomial, Poisson, multinomial, normal). Independent (explanatory) variables can be even power terms or some other nonlinear transformations of the original independent variables. (Wu 2018). According to Cakmakyapan (2012) probit model is the most commonly used members of the family of generalized linear models.

4.6. Chi-square test

For comparison testing of second research goal, the Chi-square statistic test was used. This test is commonly used for testing relationships between categorical variables. The chi-square test of independence allows the researcher to determine whether variables are independent of each other or whether there is a pattern of dependence between them. If there is a dependence, the researcher can claim that the two variables have a statistical relationship with each other (Gingrich 2017). According to Moore and McCabe (2003) “The chi-square statistic is a measure of how much the observed cell counts in a two-way table diverge from the expected cell counts.”

Therefore, the chi-square tests the following hypothesis:

*H₀: Row and column variables are independent – there is **no** relationship*

H₁: Row and column variables are not independent – there is a relationship

For the row variable nationality of respondents was applied and column variable set was represented by the portfolio of options to stay or migrate in order to identify main differences between both groups based on this test of independence.

If the difference between expected and observed counts is large, there will be enough evidence against the null hypothesis (small p-value) and in favour of the alternative one (Debella 2004). In that case findings were considered as significant differences.

4.6.1. Economic, household and individual characteristic

With emphasis on characteristics that influence migration attitudes, following groups of control variables were used: household, regional and economic characteristics as they are defining the initial conditions of young people that consider their migration perspectives. In the following Table 2 variables are defined according to research goals of the thesis.

Table 2. Variables included in the probit model

Variable	Definition	Type of variable	Codes
Experience with migration	Personal experience with migration (urban/abroad)	Binary variable	1 - Yes; 0 - No
Village	Location of household	Ordered variable	1 - Bela Crkva; 2 - Češko selo; 3 - Gaj; 4 - Kruščica
Nationality	Nationality of respondent	Binary variable	1 - Czech; 0 - Serbian
Gender	Gender of respondent	Binary variable	1 - Male; 0 - Woman
Age	Age of respondent	Ordered variable	1 - less than 18; 2 - from 18 to 23; 3 - from 24 to 29; 4 - from 30 to 35; 5 - more than 35 years
Income	Average gross monthly income currently in Serbian Banat	Ordered variable	1 - less than 20000 RSD (less than 170); 2 - 20000 - 30000 RSD (170 - 250); 3 - 30000 - 50000 RSD (250 - 420); 4 - 50000 - 70000 RSD (420 - 600); 5 - 70000 - 100000 RSD (600 - 850); 6 - 100000 RSD and more (850 +);
No. of family members	Number of members living in household	Discrete variable	
Higher education	Respondent achieved university education or higher	Binary variable	1 - Yes; 0 - No
Agriculture	Respondent is attracted to work in agriculture	Binary variable	1 - Yes; 0 - No
Unemployed	Respondent was unemployed in 2017	Binary variable	1 - Yes; 0 - No
Student	Study is the economic occupation	Binary variable	1 - Yes; 0 - No
No. of relatives abroad	How many people is working / was working abroad among young relatives or close friends	Ordered variable	1 - 1 - 5 2 - 6 - 10 3 - 11 - 20 4 - 20+

Source: Author 2018

Regarding the variable types listed in Table 2, I was following literature, mentioned below (Table 3):

Table 3. Literature sources of applied variables

Variable	Type of variable	Literature
Experience with migration	Binary variable	<i>Kresl (2015), Bjelotomic (2017)</i>
Village	Ordered variable	<i>Bobic et al. (2016), Milic (2017), Kyviřová (2012)</i>
Nationality	Binary variable	<i>Bobic et al. (2016), Kresl (2015), Baudyřová (2011), Kyviřová (2012)</i>
Gender	Binary variable	<i>Bobic et al. (2016), Milic (2017)</i>
Age	Ordered variable	<i>Bobic et al. (2016), Milic (2017), Pavlov (2009)</i>
Income	Ordered variable	<i>Bobic et al. (2016), Kresl (2015), Milic (2017), Bjelotomic (2017), Bogdanov et al. (2011)</i>
No. of family members	Discrete variable	<i>Milic (2017), Pavlov (2009)</i>
Higher education	Binary variable	<i>Bobic et al. (2016), Kresl (2015), Bjelotomic (2017), Kyviřová (2012), Pavlov (2009)</i>
Agriculture	Binary variable	<i>Milic (2017), Bogdanov et al. (2011)</i>
Unemployed	Binary variable	<i>Milic (2017), Kovacevic (2017), Pavlov (2009)</i>
Student	Binary variable	<i>Bobic et al. (2016), Milic (2017), Bjelotomic (2017), Pavlov (2009)</i>
No. of relatives abroad	Ordered variable	<i>Kresl (2015), Baudyřová (2011)</i>

Source: Author 2018

4.6.2. Data processing

After the data translation and transformation into unified single data source in Google sheet, another important step was the transcription into the statistical program Stata 15. Data collected in previous step were cleaned up and processed according to appropriate field types. Secondly, the data set was categorized, labelled, organized for further processing and analyses. As a result, descriptive and inferential statistics were applied for the purposes of the main aims of the research.

4.7. Limitation of the study

There were several limitations of the research that affected data collection and it is certainly good to mention them. The fundamental issues were initial translations and language barrier which was partially eliminated once I had become more familiar with Serbian translations of the questionnaire and the whole language as general. Fortunately, Serbian language is Slavonic language quite similar in many cases to Czech and part of the respondents had Czech nationality or Czech language knowledge. I was also fortunate by fact that many of the respondents were featuring very good level of English. Many of such issues were also minimized by using electronical or online questionnaire that prevented handwritten answers in open questions to be misinterpreted or misread. Partially expected, in case of questions of financial nature, I was observing occasional disproportionalities of respondents who self-increased their earning or contrary those who unreasonably self-decreased their earnings in contrast to their living conditions or households I had experienced to observe. One of the challenge of the research was also related to the number of young respondents of Czech minority in study area due to their large assimilation with Serbia majority, minor personal perception of Czech nationality and their presence in other than rural areas.

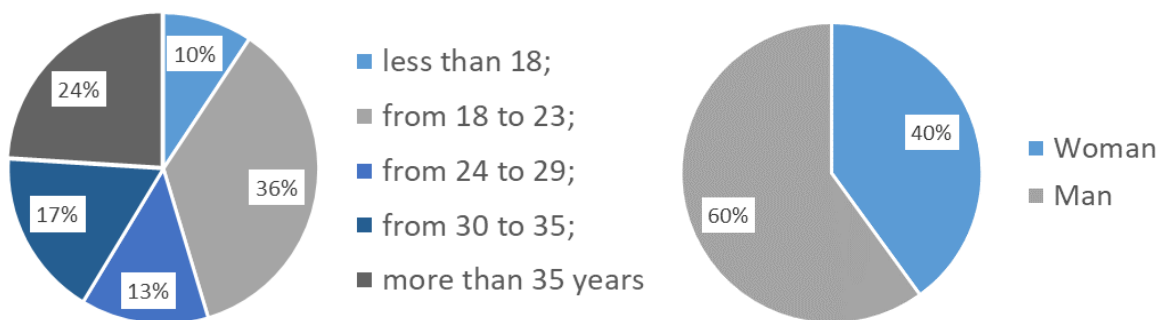
5. Results

5.1. Descriptive statistic results

Demographic composition

The total of 75 people took part in the research. The majority of the respondents were young people below 29 years of age (59 %), 17 % respondents were aged 30 – 35 and the remaining 24 % of respondents were 35 years old and older as it presented in the Figure 2. In context of gender representation, 45 men and 30 women participated in the research.

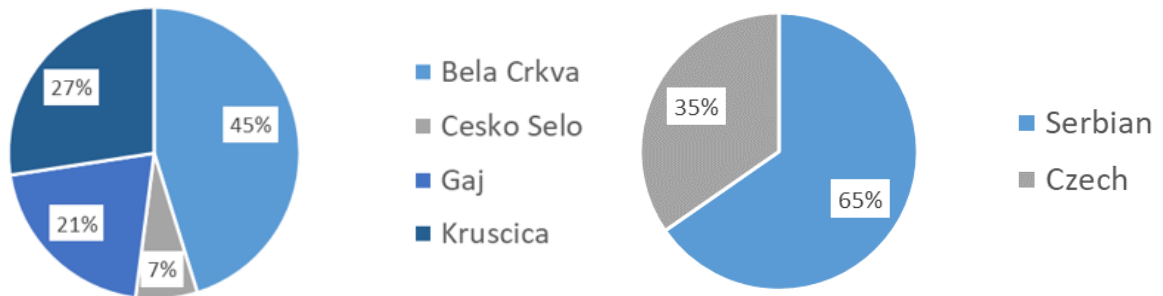
Figure 2. Age and Gender of respondents



Source: Author 2018

According to the municipal composition of respondents (Figure 3), selection of respondents was also partly driven by the size of the Czech communities in study area. Final respondent structure composed of 45 % respondents from Bela Crkva, 27 % respondents from Kruscica, 21 % respondents from Gaj and 7 % respondents from the smallest and most notorious “Serbian Czech” village – Cesko selo, with 5 respondents in total. Regarding the nationality of respondents, my aim was to split number of respondents of both nationalities between two statistically applicable amounts of respondents in both groups. In total 35 % of respondents declared their nationality as Czech and 65 % as Serbian.

Figure 3. Place of residence and nationality of respondents

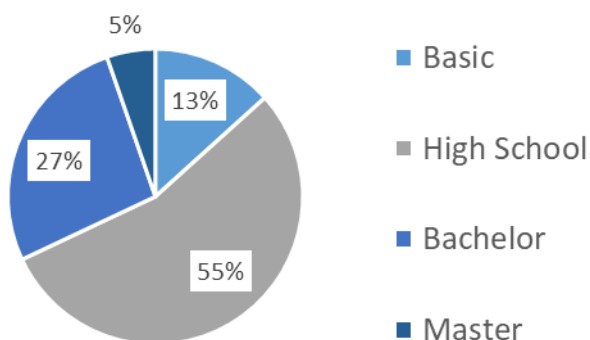


Source: Author 2018

Level of education

Most of the respondents finished only their high school education (Figure 4) and did not decide to proceed their education further. 27 % respondents from the researched group have finished their university education on bachelor level, and only 5 % pursuit their Master study. The group of people with only basic education was small – only 13 % of people of the total 75 respondents finished their education with the basic school.

Figure 4. Education of respondents

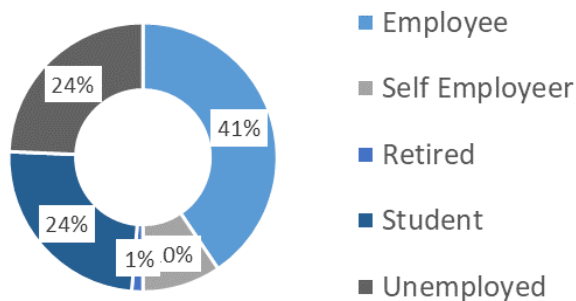


Source: Author 2018

Economic activity

41 % of respondents were employed at the time of the research, 24 % of the respondents were unemployed, and 24 % were still studying (Figure 5). According to the survey, 10 % of respondents were self-employed, however, these were 30 years old and older. 2 % of the surveyed people already worked abroad, both of them were aged 18 to 23 and had a university degree. The remaining respondents were a student, a graduate looking for a job, a high school student, a retired person and an attendee of a training course, accounting to 1 % each.

Figure 5. Economic activity of respondents

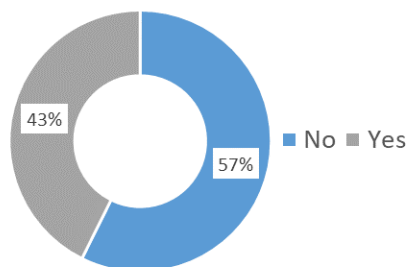


Source: Author 2018

Attractivity of agricultural sector

Only 43 % respondents of the survey answered that they were interested in the agricultural sector – 57 % people were not interested (Figure 6). The main reasons for the attracted persons were additional income, family background and experience, trust in self-produced food and very frequently it is way of hobby for some of those. On the contrary, people who would rather avoid this sector mentioned most often availability of better paid opportunities, hard work and other interests.

Figure 6. Attraction to work in agriculture

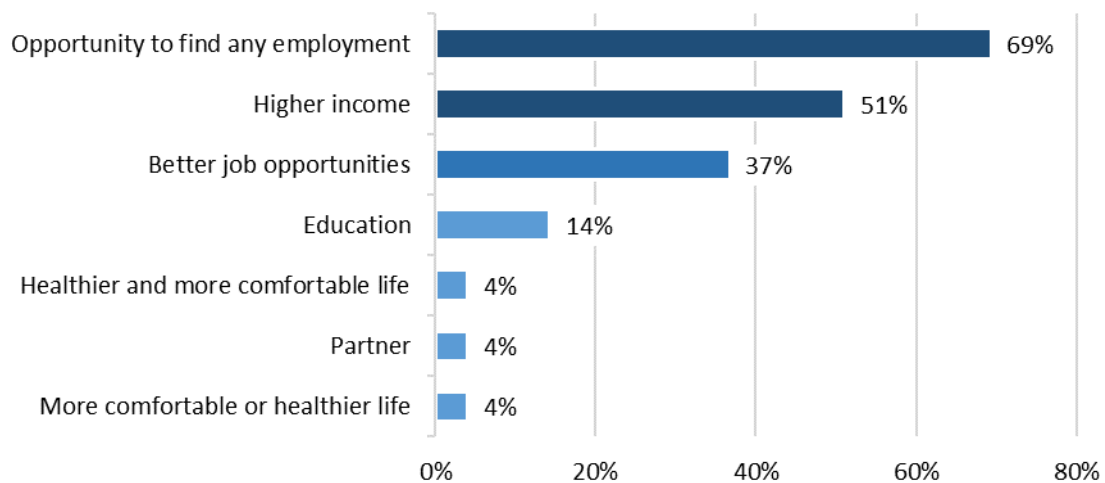


Source: Author 2018

5.1.1. Main determinants of youth migration in Serbian Banat

Most frequent motivation to migrate was of economic nature. **Opportunity to find any employment** was expressed by 69 % of respondents who are attracted to personal migration actions. This was followed by a desire of a **better paid job** (51 %) and finding appropriate job opportunity that would meet respondent's **qualification and career ambitions** (37 %). These 3 main motives are highlighted in Figure 7 below with other non-economic reasons (education, healthy life, partner) occurred in survey responses.

Figure 7. Personal motivation to migrate



Source: Author 2018

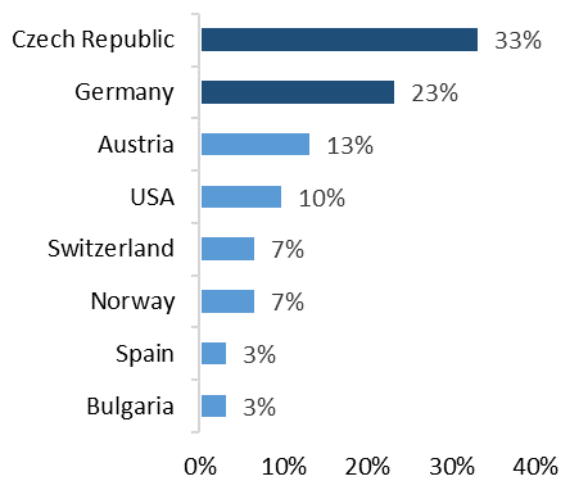
5.1.2. Main differences between migration patterns of Serbians and Czech minority

As one of the aim was to differentiate between migration patterns of Czech and Serbian youth, it was found that in both groups the Czech Republic was very popular migration destination (Figure 8). The research proved preference especially by Czech minority that has the advantage in the form of the Czech language knowledge or possess better premises to learn it quickly. As a first choice it was selected by 44 % of Czech respondents, followed by USA, Germany and Austria with 13 % measure of preferences and 6 % of choices of Slovenia, Italy and Switzerland.

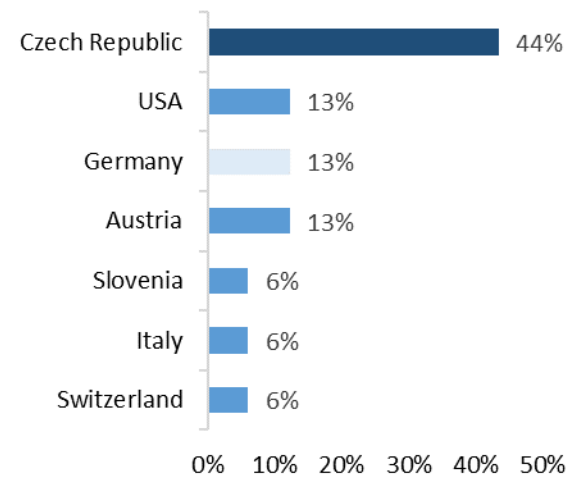
The Czech Republic was favoured as well by Serbians (in 33 % of cases). The main contrast in preferences of young Serbians compared to Serbians from the Czech minority was Germany that is almost twice more attractive (23 %) among Serbians than Czech minority. During the interviews it was found that is often due to networking effect of existing boundaries and friends who previously migrated to Germany. Very attractive proved to be Austria (13 %) and USA (10 %) followed by Switzerland (7 %), Norway (7 %), Spain (3 %) and Bulgaria (3 %).

Figure 8. Preferred migration destinations of Serbians and Czech minority

Serbians:



Czech minority:



Source: Author 2018

According to processed Chi-square test (Table 4) it was not statistically significantly proved likelihood of different attitude to move outside of Serbian Banat between national differences.

Table 4. Crosstabulation and Chi-Square test of impact of nationality on attitude to migration

Variable	Czech	Serbians	Difference	p-value
Moving outside of Serbia	0.50	0.67	-0.16	0.112
Better job opportunities	0.27	0.37	-0.10	0.391
Higher income	0.58	0.51	0.07	0.582
Opportunities to find employment	0.58	0.67	-0.09	0.407
More comfortable life	0.15	0.04	0.11	0.104
Partner	0.04	0.06	-0.02	0.568
Education	0.12	0.18	-0.06	0.159

Source: Author 2018

* Significances of the differences in means are based on the results of Pearson's Chi-squared tests for binary variables.

However, according to following Chi-Square test results analysis (Table 5), we have found that "Job opportunities" and "Quality of life in general" are statistically significant in terms of migration deceleration (staying at the local place) both for Serbians and Czech minority.

Table 5. Crosstabulation and Chi-Square test of impact of nationality on attitude to stay in locality

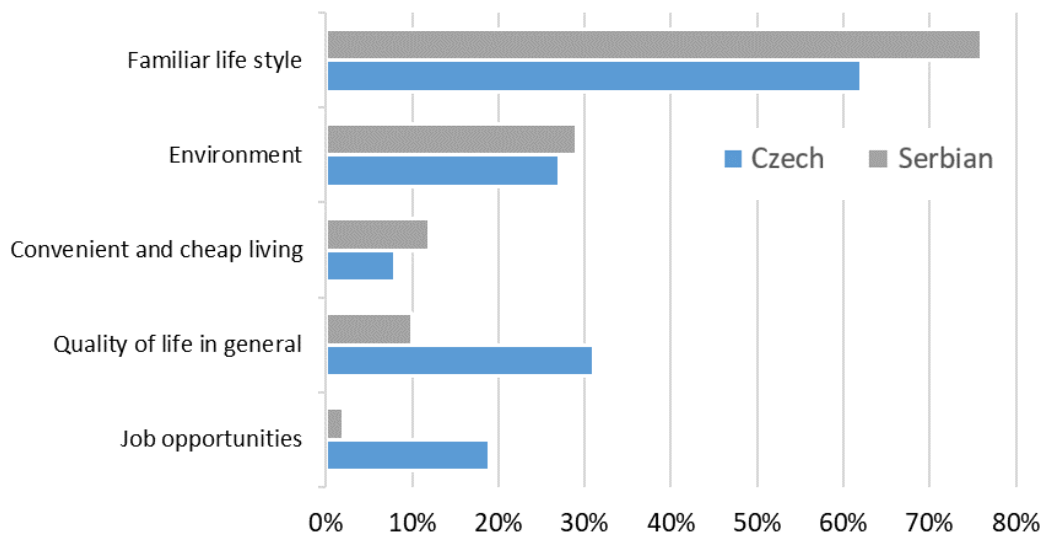
Variable	Czech	Serbians	Difference	p-value
Familiar life style	0.62	0.76	-0.14	0.21
Job opportunities	0.19	0.02	0.17	0.02
Environment	0.27	0.29	-0.02	0.55
Quality of life in general	0.31	0.10	0.21	0.03
Convenient and cheap living	0.08	0.12	-0.04	0.43

Source: Author 2018

* Significances of the differences in means are based on the results of Pearson's Chi-squared tests for binary variables.

In the following Figure 9 differences between Serbian and Czech community are displayed.

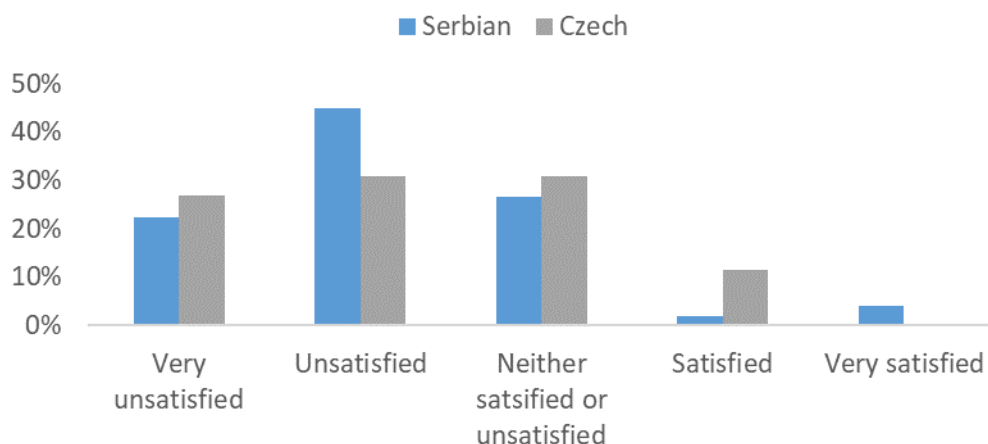
Figure 9. Most common reasons to remain in place of origin – comparison of Serbian and Czech nationality



Source: Author 2018

According to financial situation of Serbian and Czech nationality, it was observed that Serbian majority was in general less satisfied (67 % very unsatisfied and unsatisfied) and more stratified in comparison to Czech community (58 % very unsatisfied and unsatisfied). Also, only 6 % of Serbian consider their financial situation as at least satisfied in comparison with Czech minority which was satisfied in 12 % of all cases.

Figure 10. Personal financial situation satisfaction – comparison of Serbs and Czech minority

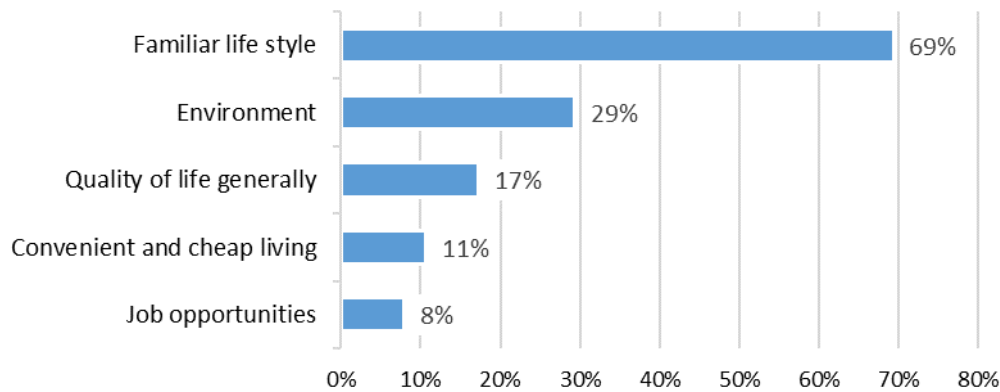


Source: Author 2018

5.1.3. Opportunities for improving conditions

Figure 11 shows that in context of local conditions that affect the remaining youth in the current location, familiar life style was mentioned frequently (69 %), followed by environment (29 %) and quality of life in general (29 %). Taking in consideration other findings of the research and secondary sources, it is not a surprise that cheap living (11 %) might influence positively financial situation and job market perspectives in the region. Another, less occurring reason represented by job opportunities (8 %) of respondents, is also result of that situation.

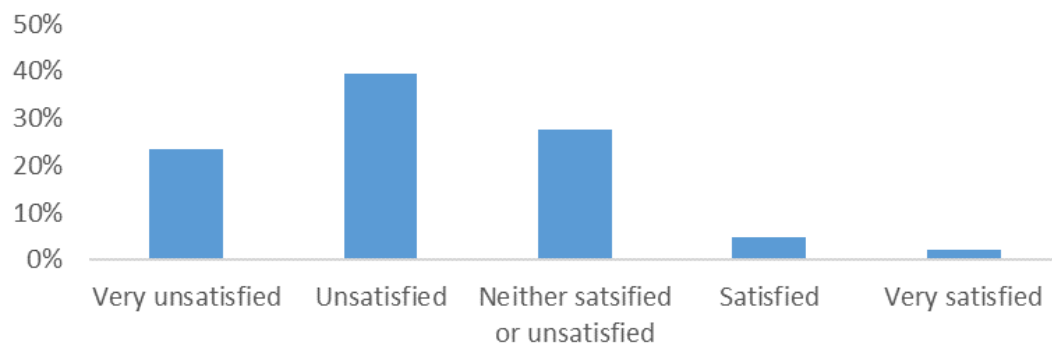
Figure 11. Most common reasons to remain in place of origin



Source: Author 2018

Pointing to results displayed in Figure 12 and observed frequently during the interviews, lower satisfaction with financial situation was observed as well. Only 8 % of respondents considered their situation as satisfying or very satisfying.

Figure 12. Personal financial situation satisfaction



Source: Author 2018

According to these questionnaire results that were supported also by the personal observation and interview with local community during the research process in the study area, I have identified following main recommendations that are listed bellow.

- *Supporting job and entrepreneurship opportunities*
- *Supporting young families and their economic condition*
- *Rising quality of life for local people in rural areas*

Based on the interviews with local representatives this could be achieved for example by improvement of access to primary education for children living in surveyed target areas.

According to opinion of interviewed respondents, the perception of quality of their life is good despite certain economic circumstances which may lead to decision to migrate. Interview also revealed that the Vojvodina region was highly appreciated for activities organised by local communities such as numerous cultural events.

5.2. Analytical results: migration determinants of youth – probit model results

Migration determinants and patterns

Regarding the migration desires more than 61 % of all surveyed respondents were attracted to leave their municipality and move outside of South Banat. Moreover 44 % of respondents have experience with migration.

According to results of binary probit model in Table 6, volume of friends or relatives abroad most significantly affect attraction to migration options of youth and their attitude to move somewhere else outside of Serbian Banat in future. Another significant determinant of these attitudes is own unemployment status which narrowly correlates with personal financial satisfaction and availability of youth job opportunities as it is well known not only in this region and Serbia generally. With higher age and positive attitude to agriculture (and often family agricultural heritage) attraction to youth migration statistically significantly decreased. Despite it is not statistically significant, size of the family, could be also

considered as a minor determinant whether to stay or leave South Banat, especially among older citizens as it was mentioned as well during the interviews.

Table 6. Probit model results

Variable	Coefficient	Standard error	p-value	Marginal effect
Experience with migration	1.054	0.437	0.016	0.287
Nationality	0.023	0.416	0.955	0.013
Gender	-0.083	0.389	0.831	-0.035
Age	-1.090	0.484	0.024	-0.102
Higher education	0.155	0.250	0.536	0.158
No. of relatives abroad	1.327	0.544	0.015	0.118
No. of family members	-0.169	0.112	0.159	-0.046
Student	0.187	0.557	0.736	0.081
Average income	0.522	0.450	0.245	0.063
Unemployed	0.918	0.544	0.091	0.299
Agriculture	-0.966	0.388	0.013	-0.231
Constant	-0.391	1.076	0.716	
<i>Number of observation</i>	75			
<i>Chi²</i>	34.16			
<i>Prob > chi²</i>	0.001			
<i>Pseudo R²</i>	0.345			

Source: Author 2018

6. Discussion

Finding of the thesis show that the idea to migrate out of Serbian Banat is attractive for almost 2/3 of young people: specifically, single people with wider social networks abroad or currently unemployed are more likely to consider this option. Even though, according to the results of recent studies of Bjelotomic (2017), Pavlov (2009) and others, migration of young people in Serbia is present at these high levels (60 – 66 %) and this brain drain phenomena is not limited only to this Balkan country (AFP 2016). According to a recent study by Montenegro's Centre for Civic Education (2016), many of these young people are often well-educated and their percentage of future leavers is very aligned with other Balkan countries in the region. That is very visible in Global Competitiveness Report conducted by The World Economic Forum in 2017 that ranked particularly countries of former Yugoslavia at the very bottom of their list. Serbia's capacity to retain young talent even ranked 137th out of 138 countries. This put Serbia and other Balkan countries in a vicious circle of young people leaving the country mostly for poor economic and labour prospects that further harm the struggling economies of their homelands.

Based on the results, the main determinants identified in the thesis that influence migration decisions of youth in Serbian Banat, were in most cases of economic nature which is aligned with studies of many authors (Bjelotomic 2017; Pavlov 2009; Milic 2017; Bogdanov 2011). Specifically, ability to obtain appropriate or well-paid positions proved to be a significant challenge affecting migration decisions of youth in Serbian Banat. Considering high unemployment rates of youth in the region and findings of other studies, the outcome of the conducted research does not very differentiate from migration tendencies of other regions in Serbia. According to the results of the analysis, these migration preferences of youth significantly rise with number of relatives living abroad and thus existing social networks in foreign countries and marginally also with personal experience with migration. This factor was identified also by Pavlov (2009). Maric (2015), explains that naturally many parent's friends of current youth generation that migrated in past to countries like Germany, Canada, Switzerland or USA share their way of living

with friends and supporting family members in Serbia through frequent remittances which is also an important factor influencing the decisions.

According to the conducted interviews and numerous articles (DW 2018; Bjelotomic 2018; Maric 2015), many Serbians consider coming back through their relation to home and Serbia once the living standards or prospects in Serbia would improve. However, most of those who already migrated, had the same thoughts but according to interviews with many respondents and available articles (Maric 2015; AFP 2016), it was not found common yet. On the contrary, with higher age or larger family, likelihood to migrate was smaller not just according to the conducted analysis but also according to Pavlov (2009). This likelihood was even stronger for those respondents who reported positive attitude to agricultural sector. This was proved significantly, because it was the strongest motive to stay in Serbia among -all respondents. This appealing relationship was identified early during the interviews: according to the explanations of respondents it happens due to their satisfying life style, food supplies independence and it is very often connected to their own farm or land possession that provide better financial premises rather than working in agriculture as an employee for other agriculture concerns.

Regarding the main aim of the thesis, the Czech nationality does not have any significant impact on these migration decisions in terms of whether to stay or go abroad. Those are defined in common mainly by economic factors that are similar for respondents of both for the Serbian or the Czech nationality. However, certain differences were identified regarding to the motivation to migrate or stay in the locality. In case of migration determinants, it was observed that Czech minority seems to be far more selective and it was also motivated to migrate simply to find even any opportunity rather than migrate to find better or more appropriate job opportunity. Apparently, this research was unique in terms of comparison of migration patterns of both nationalities in the region as there were no former researches on migration patterns focused on the Czech community to the date of this thesis composition. From that reason, I did not have the opportunity to compare these results or assumptions with other authors.

Therefore, I assume that this difference was caused mainly by the composition of the respondents because it was challenging to find appropriately balanced sample of

equally old respondents between Serbians and Czech community. Serbian majority represented a younger target group and therefore this result might have been driven more by younger respondents that represented higher stake in Serbian sample group. I found also far bigger homogeneity between Serbian majority and Czech minority compared to my experience in Romanian Banat where influences on Czech community and assimilation with major Romanian population were much suppressed due to its location in mountainous and for a long time hardly accessible area causing higher cultural preservation of the uniqueness of the Czech community. This is not the case of the Czech community Serbian Banat (Soukup 2010; Masařík 2013; Banat 2016), which became much more assimilated with Serbian majority due to similar Slavonic language, culture, widely common mixed marriages and educational system where Serbian language is fundamental and major. The result of this demographical development is a community, which is, from the perspective of a visitor, fully integrated into the major population and differences are manifested mainly during the cultural and folklore events (Kyvířová 2012).

Despite this high assimilation, many Czech respondents sadly reported that they are not often considered either to be Serbians by majority nor Czechs by the Czech Republic. I found also frequent complaints in this minority in terms of dual citizenship where other EU countries (Romania, Croatia e.g.) accept more their compatriots through allowing multiple citizenship which benefits other minorities in Serbia with possession of EU related benefits (Bieber 2011; FER 2017).

7. Conclusion and Recommendation

7.1. Conclusion

This thesis analysed main determinants of youth migration in Serbian Banat, differences between migration pattern of young Serbians and young respondents from the local Czech minority and identified several opportunities for improving local conditions. The goal of the research and observations was to find these new opportunities, especially in terms of focusing on maintaining local Czech community that is steadily decreasing in recent years.

It was found that migration of young people in Serbian Banat is aligned with results of general migration surveys conducted among Serbian youth in whole Serbia. High share of respondents admitted their intentions to migrate in our study because of the worse career perspectives, local economic situation and expectation of better perspectives abroad. This was specially observed in the case of respondents with friends or relatives with migration experience and significantly grew with their volume. Because young people suffer from youth unemployment and is more flexible, migration trends among young population seemed to be understandably inevitable.

Czech nationality also does not have significant impact on the decision to migrate in terms of whether to move outside of Serbian Banat or not, however there were certain differences observed. Surprisingly, the most preferred destination for migration proved to be the Czech Republic not only among the young Czech minority but also the Serbian youth as well. This was mainly explained due to the language and culture proximity of both nationalities as well as positive relationships within assimilated local Czech community and networking effects caused by very high experience with migration of close relatives into the Czech Republic.

Based on the findings and personal observations supporting job and entrepreneurship opportunities for youth as well as increasing convenient standard of living or improving quality of life generally in order to decelerate current migration trends and preserve local Czech community.

7.2. Recommendation

Based on the results of research analysis of this thesis that were also supported by the interviews with local citizens, I have identified following recommendations that could have an impact on the increasing attractiveness of local areas and influence the main determinants that are currently responsible for high migration activity of youth in region, not only for Czech minority but the whole population in area:

Supporting youth entrepreneurship and creation of new job opportunities

Kruscica, one of the visited villages proved to be a great example for others to follow in terms of cooperation of local Czech Beseda with donors from the Czech Republic and creating new job opportunities for young producers who found opportunity in utilizing local fertile soil, number of fruit fields (apples and apricots e.g.) and demand for high quality organic fruit and their products in western markets (MZV 2017) and thus creating new entrepreneurial opportunities for youth. This idea is also supported by research analysis that found high likelihood of staying when positive relation to agriculture is present.

Supporting young families and their economic condition

Supporting quality of life of families could be one of the solution that would support deceleration of current migration trends of young people in area through increasing their economic and life conditions that are often responsible for their decisions to leave the Serbia. Based on the informal interviews, it was found that many families left their villages due to lower access to education for their children.

8. References

Bjelotomic S. 2016. Serbia Lost Almost a Million People Since 2000. Serbianmonitor.com. Available from <http://serbianmonitor.com/en/economy/23855/serbia-lost-almost-million-people-since-2000/> (accessed November 2017).

Bogdanov N. 2017. Structural change and transition in the agricultural sector: Experience of Serbia. University of Belgrade, Belgrade. Available from https://www.researchgate.net/publication/321193395_Structural_change_and_transition_in_the_agricultural_sector_Experience_of_Serbia (accessed February 2018).

Central Intelligence Agency. 2017. The world fact book. Available at <https://www.cia.gov/library/publications/the-world-factbook/geos/ri.html> (accessed September 2017).

Clinton RS, Sarosh S. 2004. Progress and Challenges conference. The Low-Income Countries of the Commonwealth of Independent States: Progress and Challenges in Transition. Washington, D.C.: International Monetary Fund: World Bank, p171-202.

Cvejic S. 2011. Poverty and Social exclusion in Serbia. University of Belgrade, Belgrade. Available from https://www.researchgate.net/profile/Natalija_Bogdanov/publication/282577665_POVERTY_AND_SOCIAL_EXCLUSION_IN_RURAL_SERBIA_-_position_of_family_farms/links/56130a1b08aea9fb51c281b2/POVERTY-AND-SOCIAL-EXCLUSION-IN-RURAL-SERBIA-position-of-family-farms.pdf?origin=publication_detail (accessed November 2017).

CzechAid. 2016. Czech Aid. Available from <http://www.czechaid.cz/zeme/srbsko/> (accessed January 2018).

Dercan B , Bubalo-Zivkovic M, Solarevic M, Sabic D. 2017. Living on the border: social indicators of life quality in Srem border region (Vojvodina, Serbia). *Geographica Pannonica* 21: 26-42.

Deutsche Welle. 2016. Youth are deserting Balkan countries. Deutsche Welle Available from <http://www.dw.com/en/youth-are-deserting-balkan-countries/a-36891266> (accessed January 2018)

Development Agency of Serbia. 2017. Key Facts. Development Agency of Serbia. Available from <http://ras.gov.rs/en/serbia-at-a-glance/key-facts> (accessed December 2017).

European Commission. 2012. Social Impact of Emigration and Rural-Urban Migration in Central and Eastern Europe. Available at: <http://ec.europa.eu/social/main.jsp?langId=en&catId=89&newsId=1778&furtherNews=yes> (accessed September 2017).

Gaugas P. 2007. Labor migration in Moldova: context and controls. Higher Education in Europe 29: 343-352.

Hegedusova B. 2013. Serbia in transition [MSc. Thesis]. Lund University, Lund.

Heritage.org. 2017. Serbia Economy: Population, GDP, Inflation, Business, Trade, FDI, Corruption. Available from <http://www.heritage.org/index/country/serbia> (accessed September 2017).

IMF. 2017. Republic of Serbia. IMF Office in Serbia, Belgrade. Available from <http://www.imf.org/en/Countries/SRB#countrydata> (accessed December 2017).

International Organization for Migration. 2016. Study on external and internal migration of Serbia's citizens with particular focus on Youth. Available from <https://serbia.iom.int/sites/default/files/publications/documents/Study%20on%20external%20and%20internal%20migration%20of%20Serbia%27s%20citizens%20with%20particular%20focus%20on%20Youth.pdf> (accessed October 2017).

IOM. 2011. Glossary on Migration. IOM, Grand-Saconnex. Available from <https://www.iom.int/key-migration-terms#Migration> (accessed December 2017).

Kokaisl P. 2009. Krajané: Po stopách Čechů ve východní Evropě. Prague. Společnost pro rozvojovou spolupráci při Provozně ekonomické fakultě ČZU v Praze, Prague. 435p.

Konečný J. 2014. Dopady rozvojové pomoci na českou komunitu v srbském Banátu. [BSc. Thesis]. Palacký University Olomouc, Olomouc.

Kosinski M. 2016. Facebook as a research tool. American Psychological Association, Washington. Available from <http://www.apa.org/monitor/2016/03/corner.aspx> (accessed January 2018).

Kovacevic M. 2017. Labour Force Survey in the Republic of Serbia, 2016. Statistical Office of the Republic of Serbia, Belgrade. Available from <http://pod2.stat.gov.rs/ObjavljenePublikacije/G2017/pdfE/G20175623.pdf> (accessed January 2018).

Kresl Z. 2015. The modern-days re-emigrants from the Romanian Banat [MSc. Thesis]. Charles university, Prague

Kyviřová L. 2012. Česká menšina v Srbsku – minulost, současnost, budoucnost. [BSc. Thesis]. Masarykova univerzita, Brno.

Lambert T. 2016. A brief history of Serbia. Available from <http://www.localhistories.org/serbia.html> (accessed April 25, 2018).

Lukic T, Jovanovic G, Milevski I, Lalic M, Dercan B. 2014. Montenegrins in Vojvodina province, Serbia. *Human Geographies - Journal of Studies and Research in Human Geography* 8:43-54.

Lukić T, Živković M, Bubalo N. 2016. Geo-demographic Structure of the Czechs in Vojvodina Province (Serbia). *European Geographical Studies* 10: 108-119.

Milic B. 2017. Rural in-migrations in Serbia – An Assessment of social and economic implication on rural communities [PhD.]. University Bologna, Bologna. 181p.

Mojsoska-Blazevski N, Petreski M, Bojadziev M. 2017. Youth survival in the labor market: Employment scarring in three transition economies. *Economic and labor relations review* 28: 312-331.

Odonkor N. 2016. Pull and Push factors of migration. Eschooltoday. Available from <http://eschooltoday.com/migration/the-pull-and-push-factors-of-migration.html> (accessed December 2017).

Patchwork Balkan. 2014. South Banat. Available from <http://www.patchworkbalkan.org/juznobanatski> (accessed September 2017).

Pharr J. 2015. South Banat District - Vojvodina. Donauschwaben Villages Helping Hands. Available from <http://www.dvhh.org/banat-beta/Vojvodina/South-Banat/index.htm> (accessed December 2017).

Pinger P. 2010. Come Back or Stay? Spend Here or There? Return and Remittances: The Case of Moldova. *International Migratio* 48: 142-173.

Scott J. 1997. Regression Models for Categorical and Limited Dependent Variables. Pages 278 - 281. Sage Publications, California.

Seux L. 2017. Migrant workers' remittance lifts millions out of poverty. *Italian Insider*. Available from <http://www.italianinsider.it/?q=node/5522> (accessed December 2017).

SIPRU. 2014. Second national report on social inclusion and poverty reduction in the Republic of Serbia, The Status of Social Exclusion and Poverty Trends in the Period 2011 – 2014 and Future Priorities, Government of the Republic of Serbia. Available from <http://socijalnoukljucivanje.gov.rs/wp-content/uploads/2014/11/Second-NationalReport-on-Social-Inclusion-and-Poverty-Reduction-final.pdf> (accessed September 2017).

SIPRU. 2017. 47th Newsletter on Social Inclusion and Poverty Reduction, Economic Development. Available from <http://socijalnoukljucivanje.gov.rs/wp-content/uploads/2017/09/47th-Newsletter-on-Social-Inclusion-and-Poverty-Reduction.pdf> (accessed September 2017).

Slinták P. 2013. Jak žijí Češi na Vojvodině. Vydavatelství českého rozhlasu. Available from https://www.radioservis-as.cz/archiv13/40_13/40_tema.htm (accessed May 2017).

Soukup L. 2017. Za Čechy do srbského Banátu. Radioservis, České Budějovice. Available from http://www.radioservis-as.cz/archiv10/22_10/22_tema.htm (accessed October 2017).

StataCorp. 2015. Stata base reference manual release 14. Texas: Stata Press. 2825p.

Statistical Office of the Republic of Serbia. 2014. Statistical Yearbook of the Republic of Serbia 2012. Available from <http://pod2.stat.gov.rs/ObjavljenePublikacije/G2012/pdf/G20122007.pdf> (accessed November 2017).

Statistical Office of the Republic of Serbia. 2014. Statistical Yearbook of the Republic of Serbia 2014. Available from http://istmat.info/files/uploads/47443/statistical_yearbook_of_the_republic_of_serbia_2014.pdf (accessed October 2017).

Statistics Solutions. 2017. McNemar's Test - Statistics Solutions. Available from <http://www.statisticssolutions.com/non-parametric-analysis-mcnemars-test/>: (accessed September 2017).

Techmedia. 2016. History of Serbia. Serbia.com. Available from <http://www.serbia.com/about-serbia/serbia-history/> (accessed December 2017).

UN DESA. 2018. Serbia Population. United Nations Department of Economic and Social Affairs: Population Division. Available from <http://countrymeters.info/en/Serbia> (accessed November 2017).

United Nation Division for Sustainable development. 2008. Serbia - Agriculture. United Nation. Available from <http://www.un.org/esa/agenda21/natinfo/countr/serbia/agriculture.pdf> (accessed December 2017).

"United nations. 2016. International Migration Report

2015. United Nations, New York. Available from http://www.un.org/en/development/desa/population/migration/publications/migrationreport/docs/MigrationReport2015_Highlights.pdf (accessed December 2017)."

Vadinis P. 2017. Migration: Types and reasons. Vytautas Magnus University, Kaunas. Available from: <http://uki.vdu.lt/wp-content/uploads/sinergija/EN/geografija/geografija3/Tekstas%20Migration,%20%20%C4%AFvadinis%20pratimas.pdf> (accessed December 2017).

Kulal L. 2017. Češko selo v Srbsku se vylidňuje, mladí chtějí do Česka. Available from http://www.rozhlas.cz/krajane/clanky/_zprava/cesko-selo-v-srbsku-se-vylidnuje-mladi-chteji-do-ceska--1729548 (accessed January 2018).

DW. 2016. Youth are deserting Balkan countries. Available from <http://www.dw.com/en/youth-are-deserting-balkan-countries/a-36891266> (accessed January 2018).

Meredith S. 2018. Here's everything you need to know about the Cambridge Analytica scandal. Available from <https://www.cnn.com/2018/03/21/facebook-cambridge-analytica-scandal-everything-you-need-to-know.html> (accessed April 2018).

EC. 2018. Rules for the protection of personal data inside and outside the EU. Available from https://ec.europa.eu/info/law/law-topic/data-protection_en (accessed March 2018).

Kosinski M, Matz S, Samuel P, Vesselin S. 2015. Facebook as a Research Tool for the Social Sciences. *The American psychologist* 70: 543-556.

Maric D. 2015. Should I stay or should I go? A tale of emigration from Serbia. Available from <https://futurelabeurope.eu/2015/02/26/should-i-stay-or-should-i-go-a-tale-of-emigration-from-serbia/> (accessed February 2018).

Král J. 2017. Čeští ovocnáři v Srbsku – sdílení zkušeností a hledání kvalitních surovin. Available from https://www.mzv.cz/ekonomika/cz/novinky_z_velvyslanectvi/cesti_ovocnari_v_srbsku_sdileni.html (accessed March 2018).

"Paulinová K. 2017. Relationship between remittances and selected socio-economic

indicators among largest receivers of remittances [MSc. Thesis]. Mendel University in Brno, Brno."

Masařík J. 2013. Život Čechů v rumunském Banátu [BSc. Thesis]. Palacký University Olomouc, Olomouc.

Dokoupil I. 2016. ČESKÉ VESNICE - Základní informace o českých vesnicích. Available from http://www.banat.cz/ceske_vesnice.htm (accessed December 2017).

"Bieber F. 2011. The risks and benefits ethnic citizenship. Available from <http://www.citsee.eu/op-ed/risks-and-benefits-ethnic-citizenship-florian-bieber> (accessed April 2018).

Svoboda P. 2017. Čeští ovocnáři v Srbsku – sdílení zkušeností a hledání kvalitních surovin. Available from https://www.mzv.cz/ekonomika/cz/novinky_z_velvyslanectvi/cesti_ovocnari_v_srbsku_sdileni.html (accessed March 2018).

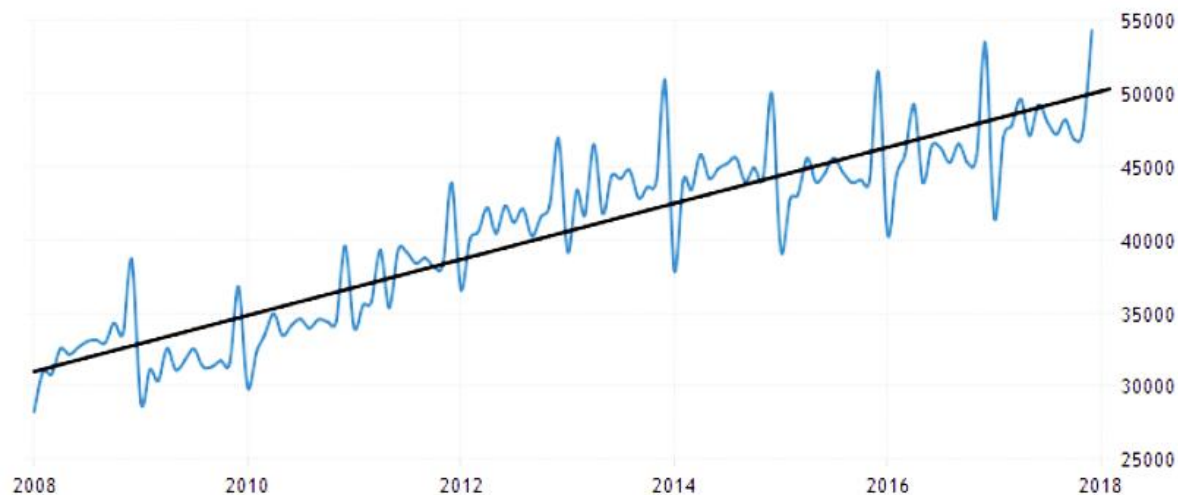
The Annexes

List of annexes

- Annex 1. General information figures**
- Annex 2. Questionnaire for respondents in the English language**
- Annex 3. Questionnaire for respondents in the Serbian language**
- Annex 4. Invitation to Survey participation**
- Annex 5. Photo documentation**

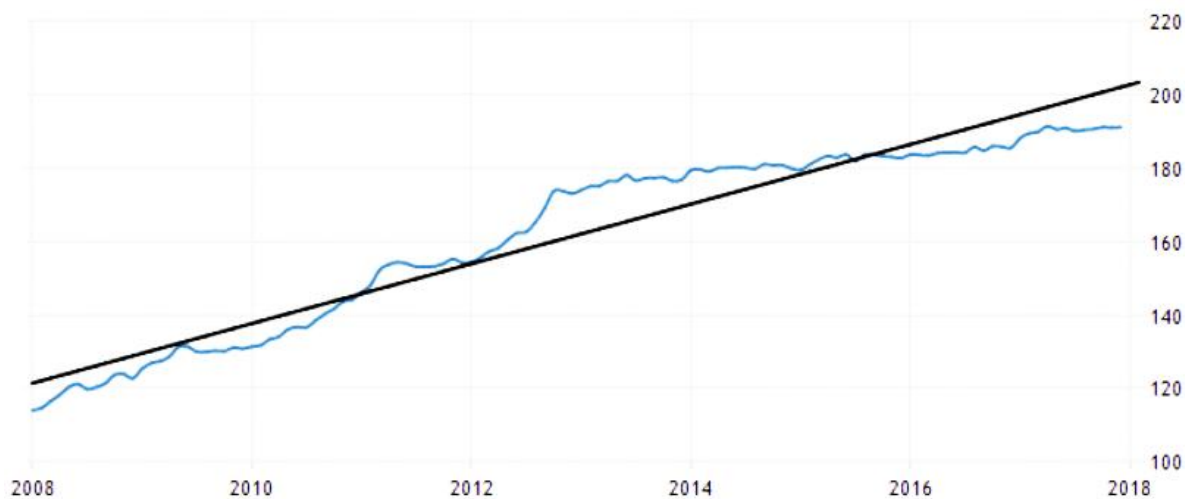
Annex 1. General information figures

Average Serbia wages during years 2008 - 2018 with trend line (RSD/month)



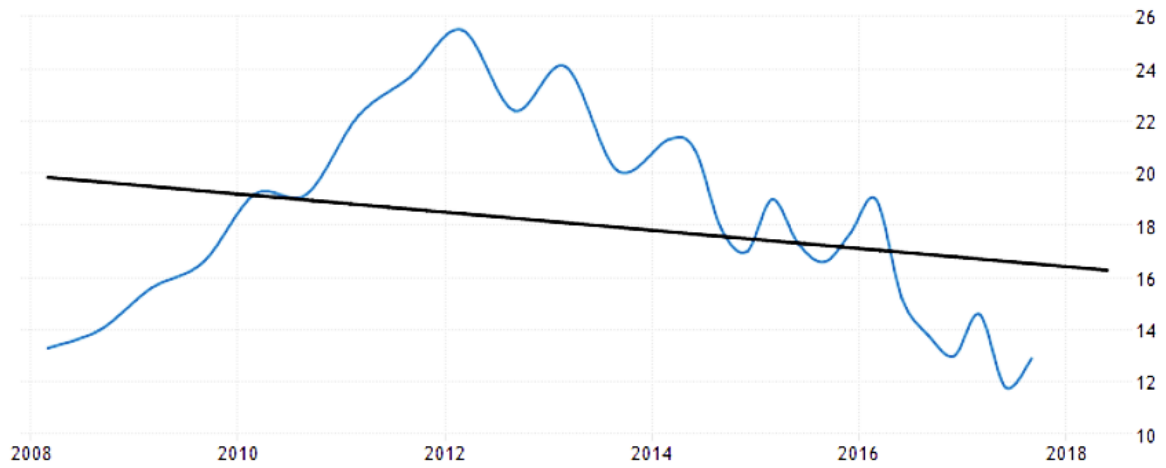
Source: Statistical Office of Republic Serbia (2018)

Serbia Consumer price index (CPI) in years 2008 - 2018 with trend line (CPI Index points)



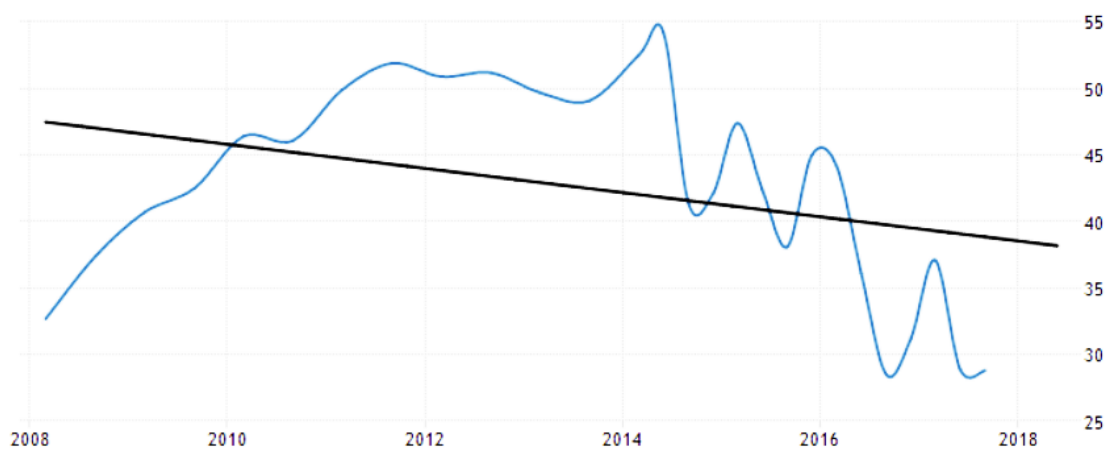
Source: Source: Statistical Office of Republic Serbia 2018

Serbia unemployment rate during years 2008 – 2018 (%)



Source: Statistical Office of Republic Serbia

Serbia Youth unemployment rate during years 2008 – 2018 (%)



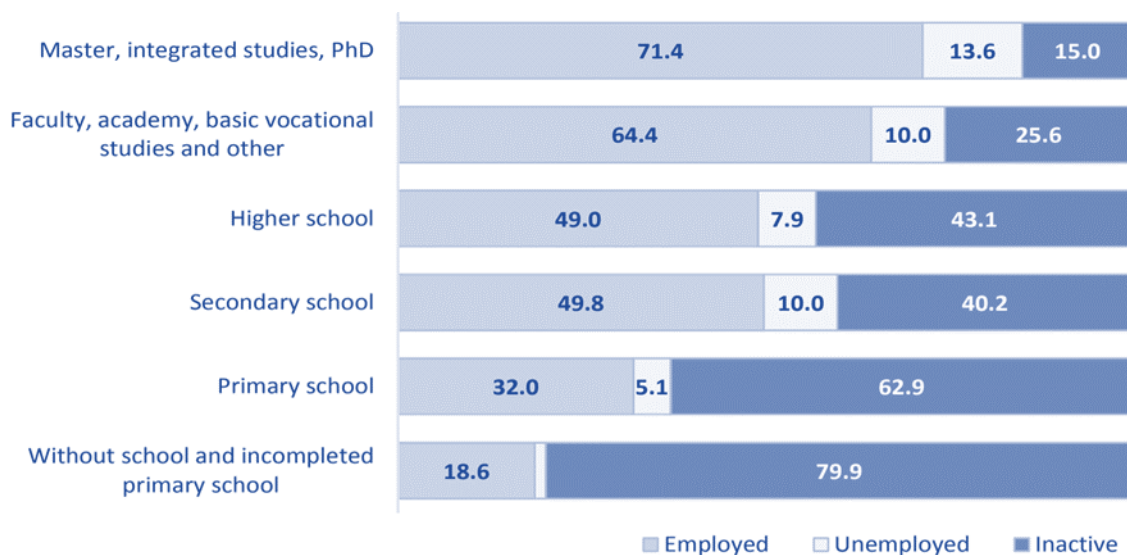
Source: Statistical Office of Republic Serbia

Serbia population development in years 2008 – 2018 (Millions)



Source: Eurostat

Structure of (un)employment by level of highest completed education in Serbia 2016 (%)



Source: PBC Stats 2016

Annex 2. Questionnaire for respondents in the English language

Rural migration of Youth in Serbian Banat

Dear respondents, I would like to kindly ask you for your time (10 mins approx.) to answer the questions in this questionnaire. Thank you very much!

Jakub Zajíc, The Czech University of Life Sciences Prague

Note (Online version):

All data will be processed anonymously as a research part of my Diploma thesis "Analysis of rural migration of Youth from Serbian Banat". I will also gladly meet with you also personally during 24.11 - 3.12 in Bela Crkva, Kruscica, Cesko Selo and Gaj or Belgrade. (Email: zajic.jakub@gmail.com, Whatsup: +420 739 998 552, FB: <https://www.facebook.com/xzajda>)

SRPSKA verzija: <https://goo.gl/forms/U9AlsUggi2ap7qII3>

QUESTIONNAIRE I. Part - General information about the respondent

1. Name of the village

- Bela Crkva
 Gaj

- Cesko Selo
 Kruscica

2. Nationality

3. Sex

- Man
 Woman

.....

4. Age

- less than 18
 from 18 to 23
 from 24 to 29
 from 30 to 35
 more than 35 years

5. Level of education

- Basic
 High school
 Bachelor
 Master
 Higher than above noted

6. Economic activity:

- Employee
 Self Employer

- Retired
- Student
- Unemployed
- Other.....

7. In which field you are (were) working in Serbian Banat?

- Agriculture
- Other.....

8. What are the most important job opportunities in your village and close area?

.....

9. Are you attracted to work in agriculture sector?

- Yes
- No

Why?

10. Do you have any relatives working in agriculture sector as well?

- Yes
- No

11. What is your average gross monthly income currently in Serbian Banat? RSD (EUR)

- | | |
|--|-----------------|
| <input type="checkbox"/> less than 20000 | (less than 170) |
| <input type="checkbox"/> 20000 - 30000 | (170 - 250) |
| <input type="checkbox"/> 30000 - 50000 | (250 - 420) |
| <input type="checkbox"/> 50000 - 70000 | (420 - 600) |
| <input type="checkbox"/> 70000 - 100000 | (600 - 850) |
| <input type="checkbox"/> 100000 and more | (850 and more) |

12. How are you satisfied with your financial situation?

13. How many people are in your household

- | | |
|--------------------------------|----------------------------|
| <input type="checkbox"/> alone | <input type="checkbox"/> 4 |
| <input type="checkbox"/> 2 | <input type="checkbox"/> 5 |

3

6

14. How does your (Czech) origin influence the quality of your life among major population?

.....

QUESTIONNAIRE II. Part - Personal view on own migration

15. Do you have personal experience with migration (rural > urban/abroad)?

Yes

No

16. Do you think about moving to somewhere else outside of Serbian Banat

Yes Where?

No

17. What are the main reasons for migration from your village?

Better job opportunities

Higher income

Opportunity to find any employment

Study

More comfortable or healthier life

Partner

Bored

Others.....

18. What country would you choose for a new life?

.....

19. What Serbian region would you choose for a new life?

.....

20. Would you plan to get back to your birth village region?

Yes

No

I don't know

21. If **Yes/No**, what is the main motivation?

.....

28. How often are these individuals coming home?

- Daily
- Weekly
- Monthly
- Weekly
- Yearly
- Others

29. Are you aware of any government program or initiative that is focused on decreasing out-migration effects?

30. What are the most significant changes related to migration from your village?

.....

Annex 3. Questionnaire for respondents in the Serbian language

Seoska migracija mladih u srpskom Banatu

Poštovana gospodo/gospodine, bio bih Vam veoma zahvalan da mi odgovorite na nekoliko kratkih pitanja u mom diplomskom upitniku.

Hvala Vam na vremenu i trudu, Jakub Zajic, Češki poljoprivredni univerzitet u Pragu

Beleška

Svi podaci će se anonimno obrađivati kao istraživački deo moje diplomske teze "Analiza ruralne migracije mladih iz srpskog Banata". Rado ću se sresti sa vama lično tokom 24.11 - 3.12 u Beloj Crkvi, Kruščici, Českom Selu i Gaju ili Beogradu. (E-mail: zajic.jakub@gmail.com, Whatsup: +420 739 998 552, FB: <https://www.facebook.com/zajda>)

English version: <https://goo.gl/forms/JAcE6bfQ0E2mZAJI3>

Upitnik I. deo - Opšte informacije o ispitaniku

1. Ime sela

Bela Crkva

Gaj

Cesko Selo

Kruščica

2. Nacionalnost

3. Pol

Muškarac

Žena

.....

4. Starost

5. Obrazovanje

Manje od 18

od 18 do 23

od 24. do 29

od 30 do 35

Osnovni

Gimnazija

Osnovne studije

Postdiplomske studije

6. Ekonomska aktivnost:

- Zaposlen
- Preduzetnik
- U Penziji
- Student
- Nezaposlen
- Drugo

7. Koje je vaše područje rada u srpskom Banatu?

- Poljoprivreda
- Drugo

8. Šta su oni? čime se najviše ljudi bave u vašoj opštini??

.....

9. Da li vas privlači da radite u poljoprivredi?

Da

Ne

Koji je razlog?

8. Da li radite ili imate rođake ili poznanike koji rade u poljoprivredi?

Da

Ne

11. Koji je vaš osobno prosečni mesečni bruto prihod? RSD (EUR)

- manje od 20000 (Manje od 170)
- 20000 - 30000 (170 - 250)
- 30000 - 50000 (250 - 420)
- 50000 - 70000 (420 - 600)
- 70000 - 100000 (600 - 850)
- 100000 više (850 i više)

12. Koliko ste zadovoljni sa finansijskom situacijom?

Rezultat slike za skalu zadovoljstva

13. Koliko je članova u vašem domaćinstvu?

.....
22. Koliko često se vraćate kući?

- Nedeljni
- Mesečno
- 2-3 puta godišnje
- Godišnje
- Nikad

23. Koje su najveće prednosti stanovanja u vašem selu?

- Navikao sam na takav život
- Posao
- Okolina
- Kvalitet života uopšte
- Jeftini stanovi
- Drugo

Upitnik III. Dio – Migracija sa ruralnih područja

24. Da li znate nekog ko se preselio i radio ili radi u inostranstvu?

- Da Koliko ih ima?
- Ne

25. Sa koliko godina?

- Manje od 18
- Između 18 i 23 godine
- Između 24-27
- Između 28. i 30. godine
- Između 30-35
- Sa više od 36 godina

26. Čime su se najviše bavili, kakav je bio njihov posao?

.....
27. Još su preseljeni (trajno preseljeni)?

- Manje od godinu dana
- Od 2 do 4 godine
- Od 5 do 10 godina
- Više od 10 godina
- Oni stalno preselili

28. Koliko često se ti ljudi vraćaju?

- Nedeljno
- Mesečno
- 2-3 puta godišnje
- Jednom godišnje
- Nikad

29. Da li trenutno znate za bilo koji državni program ili inicijativu koja se bavi vašim uzrocima migracije i stabilizacijom situacije?

	1	2	3	4	5	
Veoma Ne	<input type="radio"/>	<input type="radio"/>	<input type="radio"/>	<input type="radio"/>	<input type="radio"/>	Veoma Da

30. Koliko utiče napuštanje vaših rodjaka/sugradjana iz vašeg regiona na vas posebno?

.....


Annex 4. Invitation to Survey participation

Message that was distributed through Facebook invitation based on the mutual friends of people I met in Vojvodina district:

“Poštovani(a) gospodine(ce) Milovanove, bio bih Vam veoma zahvalan da mi odgovorite na nekoliko kratkih pitanja u mom diplomskom upitniku. Hvala Vam na vremenu i trudu, Jakub, Češki poljoprivredni univerzitet u Pragu“

<https://goo.gl/forms/y7AgWdZ02KpZ20PE2>

Preview of the online survey request distributed through social media



The image shows a preview of a survey request. At the top, there is a header with the title "Seoska migracija mladih u srpskom Banatu" and a small image of a field. Below the title, there is a short paragraph in Serbian: "Poštovana gospođo/gospodine, bio bih Vam veoma zahvalan da mi odgovorite na nekoliko kratkih pitanja u mom diplomskom upitniku." This is followed by another line: "Hvala Vam na vremenu i trudu, Jakub Zajc, Češki poljoprivredni univerzitet u Pragu." There is a red asterisk and the word "Pozivati" below. A red box with the word "Beleška" (Note) is present. The main body of text explains the purpose of the survey: "Svi podaci oti se anonimno obrađivati kao istraživački deo moje diplomsko izveštaja: 'Analiza ruralne migracije mladih iz srpskog Banata'. Radu cilju se sežeš sa vama lično izkom 24.11 - 3.12 u Beliq Crkvi, Knutšici, Češkomi Selu i Gaju li Beogradu. (E-mail: zajc.jakub@gmail.com, WhatsApp: +426 739 998 552, FB: https://www.facebook.com/zajc.jakub) English version: https://goo.gl/forms/UAeE6bFQ9E2mZAJ3". At the bottom, there is a large red box with the title "Seoska migracija mladih u srpskom Banatu" and the text "Poštovana gospođo/gospodine, bio bih Vam veoma zahvalan da mi odgovorite na docs.google.com".

Source: Author 2018

Annex 5. Photo documentation

Survey collection – Vojvodina district



Source: Author 2018

Observation in Bela Crkva – Vojvodina district



Source: Author 2018

Observation in Kruscica – Vojvodina district



Source: Author 2018

Observation in Gaj – Vojvodina district



Source: Author 2018

Profile picture used on Social media during the research in study area



Source: Author 2018