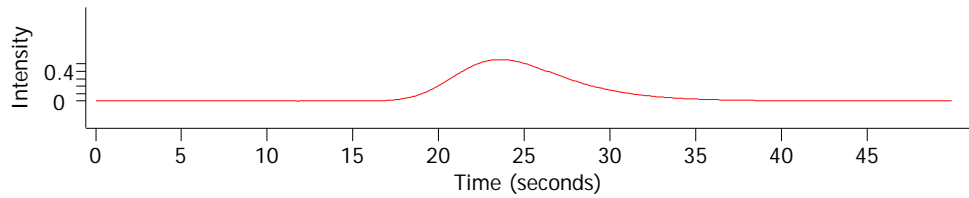


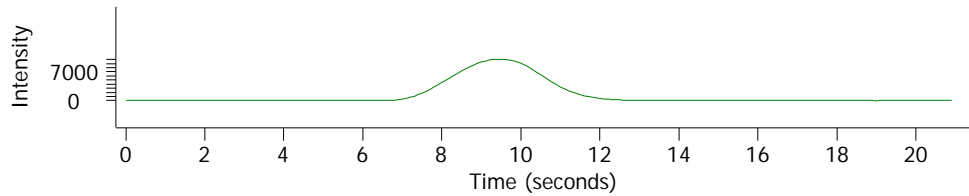
Hemp FTZ

Name	Location	Mass	Comments	Sample Moisture	Analysis Date
Hemp FTZ	17	0.1022		15.000	24.2.2017 11:38:56
Method					
BIOPALIVO					

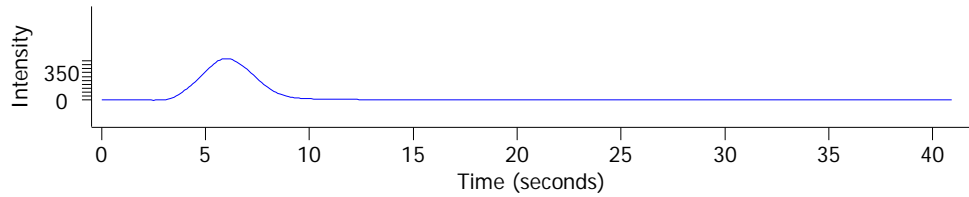
Nitrogen %
0.71090



Carbon %
54.845



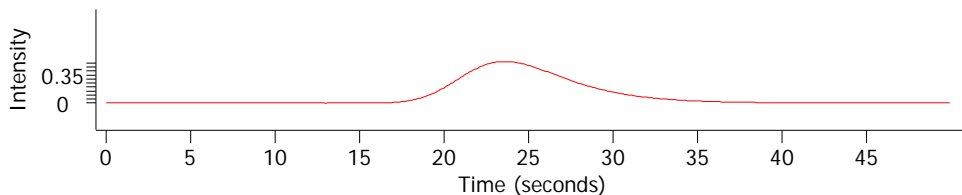
Hydrogen %
4.9735



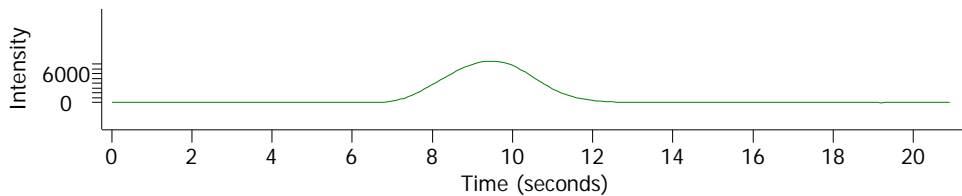
Hemp FTZ

Name	Location	Mass	Comments	Sample Moisture	Analysis Date
Hemp FTZ	18	0.0867		15.000	24.2.2017 11:43:30
Method					
BIOPALIVO					

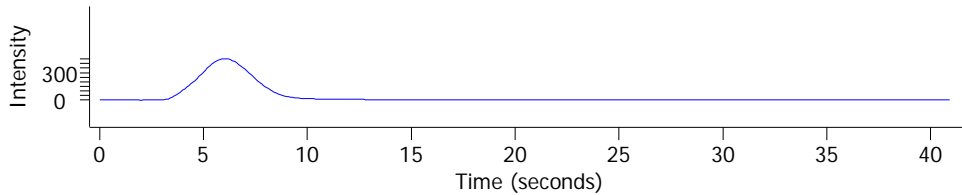
Nitrogen %
0.76984



Carbon %
55.033



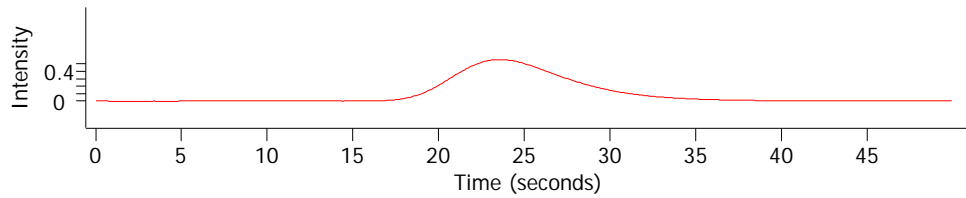
Hydrogen %
5.0544



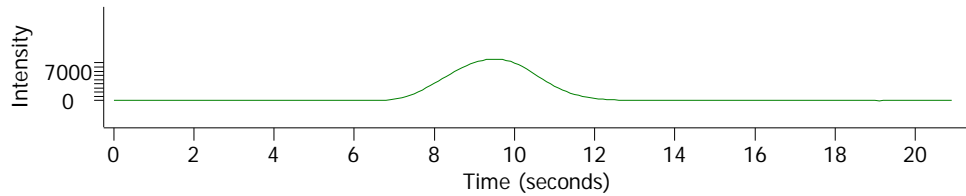
Hemp FTZ

Name	Location	Mass	Comments	Sample Moisture	Analysis Date
Hemp FTZ	19	0.1006		15.000	24.2.2017 11:48:05
Method					
BIOPALIVO					

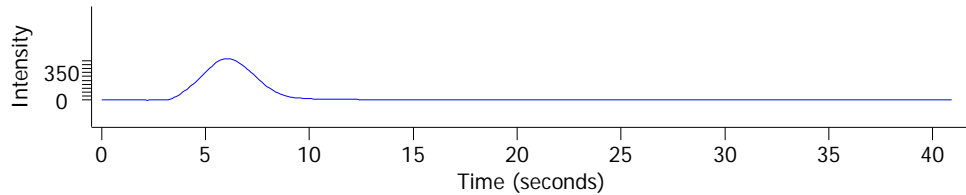
Nitrogen %
0.72473



Carbon %
54.594



Hydrogen %
5.0099



Element	Average	Std. Deviation	RSD	Count
Mass	0.0965	0.009	8.834	3
Nitrogen %	0.73516	0.030826	4.193	3
Carbon %	54.824	0.2200	0.401	3
Hydrogen %	5.0126	0.04049	0.808	3