

8/31/2009	14.14	0.15	14.14	0.003549
8/30/2009	14.09	0.05	14.09	0.003561
8/29/2009	14.04		14.04	0.003574
8/28/2009	13.99		13.99	-0.000714
8/27/2009	14.00	0.01	14.00	0.000000
8/26/2009	14.00	0.005	14.00	0.013025
8/25/2009	13.82	0.42	13.82	0.007289
8/24/2009	13.72	0.105	13.72	0.008082
8/23/2009	13.61		13.61	0.007402
8/22/2009	13.51		13.51	0.008209
8/21/2009	13.40		13.40	0.011321
8/20/2009	13.25	0.3	13.25	0.011450
8/19/2009	13.10	0.15	13.10	-0.021658
8/18/2009	13.39	0.57	13.39	-0.020483
8/17/2009	13.67	0.285	13.67	0.004409
8/16/2009	13.61	0.18	13.61	0.004428
8/15/2009	13.55	0.06	13.55	0.004448
8/14/2009	13.49		13.49	-0.003693
8/13/2009	13.54	-0.1	13.54	-0.003679
8/12/2009	13.59	-0.05	13.59	-0.002203
8/11/2009	13.62	1.03	13.62	-0.018732
8/10/2009	13.88	0.2575	13.88	-0.018388
8/9/2009	14.14		14.14	-0.017373
8/8/2009	14.39		14.39	-0.017747
8/7/2009	14.65		14.65	0.041222
8/6/2009	14.07		14.07	0.026258
8/5/2009	13.71	3.06	13.71	0.125616
8/4/2009	12.18	1.53	12.18	0.143662
8/3/2009	10.65	1.53	10.65	0.050296
8/2/2009	10.14	0.51	10.14	0.052960
8/1/2009	9.63		9.63	0.055921
7/31/2009	9.12		9.12	-0.004367
7/30/2009	9.16	0.08	9.16	-0.004348
7/29/2009	9.20	0.04	9.20	0.003272
7/28/2009	9.17	0.07	9.17	0.004381
7/27/2009	9.13	0.035	9.13	0.003297
7/26/2009	9.10	0.09	9.10	0.003308
7/25/2009	9.07	0.03	9.07	0.003319
7/24/2009	9.04		9.04	0.016873
7/23/2009	8.89	0.30	8.89	0.017162
7/22/2009	8.74	0.15	8.74	-0.002283
7/21/2009	8.76	0.03	8.76	-0.001140
7/20/2009	8.77	0.015	8.77	0.011534
7/19/2009	8.67	0.13	8.67	-0.008009
7/18/2009	8.74	0.065	8.74	-0.006818
7/17/2009	8.80	0.04	8.80	-0.002268
7/16/2009	8.82	0.02	8.82	-0.002262
7/15/2009	8.84		8.84	0.017261
7/14/2009	8.69		8.69	0.001152
7/13/2009	8.68	0.01	8.68	0.000000
7/12/2009	8.68	0.0025	8.68	0.000000
7/11/2009	8.68		8.68	0.001153
7/10/2009	8.67		8.67	0.000000
7/9/2009	8.67		8.67	0.000000
7/8/2009	8.67		8.67	-0.017007
7/7/2009	8.82		8.82	0.000000

7/6/2009	8.82		8.82	0.000000
7/5/2009	8.82		8.82	0.000000
7/4/2009	8.82		8.82	0.000000
7/3/2009	8.82		8.82	-0.001133
7/2/2009	8.83		8.83	-0.022148
7/1/2009	9.03		9.03	0.008939
6/30/2009	8.95	0.03	8.95	0.001119
6/29/2009	8.94	0.0075	8.94	0.000000
6/28/2009	8.94		8.94	0.001120
6/27/2009	8.93		8.93	0.001121
6/26/2009	8.92		8.92	-0.011086
6/25/2009	9.02		9.02	-0.019565
6/24/2009	9.20	0.07	9.20	-0.004329
6/23/2009	9.24	0.035	9.24	-0.003236
6/22/2009	9.27	0.37	9.27	0.013115
6/21/2009	9.15	0.12333333	9.15	0.014412
6/20/2009	9.02		9.02	0.013483
6/19/2009	8.90	0.22	8.90	-0.012209
6/18/2009	9.01	0.11	9.01	-0.012061
6/17/2009	9.12	0.11	9.12	-0.006536
6/16/2009	9.18	0.055	9.18	-0.005417
6/15/2009	9.23	0.13	9.23	0.004353
6/14/2009	9.19	0.04333333	9.19	0.005470
6/13/2009	9.14		9.14	0.004396
6/12/2009	9.10		9.10	0.001100
6/11/2009	9.09		9.09	0.000000
6/10/2009	9.09		9.09	0.000000
6/9/2009	9.09		9.09	-0.002195
6/8/2009	9.11	0.02	9.11	-0.001096
6/7/2009	9.12	0.005	9.12	0.000000
6/6/2009	9.12		9.12	-0.001095
6/5/2009	9.13		9.13	0.000000
6/4/2009	9.13		9.13	0.014444
6/3/2009	9.00	0.16	9.00	0.008969
6/2/2009	8.92	0.08	8.92	0.009050
6/1/2009	8.84	0.36	8.84	-0.010078
5/31/2009	8.93	0.09	8.93	-0.009978
5/30/2009	9.02		9.02	-0.009879
5/29/2009	9.11		9.11	-0.009783
5/28/2009	9.20		9.20	0.029083
5/27/2009	8.94		8.94	0.000000
5/26/2009	8.94		8.94	0.015909
5/25/2009	8.80	0.01	8.80	0.000000
5/24/2009	8.80	0.0025	8.80	0.000000
5/23/2009	8.80		8.80	0.001138
5/22/2009	8.79		8.79	0.000000
5/21/2009	8.79		8.79	-0.005656
5/20/2009	8.84	0.26	8.84	0.014925
5/19/2009	8.71	0.13	8.71	0.015152
5/18/2009	8.58	0.33	8.58	0.009412
5/17/2009	8.50	0.0825	8.50	0.009501
5/16/2009	8.42		8.42	0.010804
5/15/2009	8.33		8.33	0.009697
5/14/2009	8.25		8.25	-0.073034
5/13/2009	8.90	0.54	8.90	0.031286
5/12/2009	8.63	0.27	8.63	0.032297

5/11/2009	8.36		8.36	0.000000
5/10/2009	8.36		8.36	0.000000
5/9/2009	8.36		8.36	0.000000
5/8/2009	8.36		8.36	0.000000
5/7/2009	8.36		8.36	0.022005
5/6/2009	8.18		8.18	-0.028504
5/5/2009	8.42	0.48	8.42	-0.027714
5/4/2009	8.66	0.24	8.66	0.000000
5/3/2009	8.66		8.66	0.000000
5/2/2009	8.66		8.66	0.000000
5/1/2009	8.66		8.66	0.000000
4/30/2009	8.66		8.66	0.062577
4/29/2009	8.15		8.15	-0.063218
4/28/2009	8.70	0.01	8.70	0.000000
4/27/2009	8.70	0.0025	8.70	0.000000
4/26/2009	8.70		8.70	0.001151
4/25/2009	8.69		8.69	0.000000
4/24/2009	8.69		8.69	0.008121
4/23/2009	8.62	0.15	8.62	0.009368
4/22/2009	8.54	0.075	8.54	-0.033937
4/21/2009	8.84		8.84	-0.001130
4/20/2009	8.85	0.36	8.85	0.013746
4/19/2009	8.73	0.12	8.73	0.013937
4/18/2009	8.61		8.61	0.014134
4/17/2009	8.49	0.43	8.49	-0.025258
4/16/2009	8.71	0.215	8.71	-0.023543
4/15/2009	8.92		8.92	0.013636
4/14/2009	8.80	0.05	8.80	-0.001135
4/13/2009	8.81	0.0125	8.81	-0.002265
4/12/2009	8.83		8.83	-0.001131
4/11/2009	8.84		8.84	-0.001130
4/10/2009	8.85	1.41	8.85	0.085890
4/9/2009	8.15	0.705	8.15	0.095430
4/8/2009	7.44		7.44	0.017784
4/7/2009	7.31	0.26	7.31	0.018106
4/6/2009	7.18	0.13	7.18	0.001395
4/5/2009	7.17	0.04	7.17	0.002797
4/4/2009	7.15	0.01333333	7.15	0.001401
4/3/2009	7.14		7.14	-0.128205
4/2/2009	8.19		8.19	-0.055363
4/1/2009	8.67	0.95	8.67	-0.051422
3/31/2009	9.14	0.475	9.14	0.098558
3/30/2009	8.32	3.27	8.32	0.107856
3/29/2009	7.51	0.8175	7.51	0.122571
3/28/2009	6.69		6.69	0.139693
3/27/2009	5.87		5.87	0.093110
3/26/2009	5.37		5.37	0.003738
3/25/2009	5.35	0.31	5.35	-0.029038
3/24/2009	5.51	0.155	5.51	-0.026502
3/23/2009	5.66	0.20	5.66	0.008913
3/22/2009	5.61	0.05	5.61	0.008993
3/21/2009	5.56		5.56	0.009074
3/20/2009	5.51		5.51	0.009158
3/19/2009	5.46		5.46	0.032136
3/18/2009	5.29		5.29	-0.022181
3/17/2009	5.41		5.41	0.071287

3/16/2009	5.05	0.04	5.05	-0.001976
3/15/2009	5.06	0.01	5.06	-0.001972
3/14/2009	5.07		5.07	-0.001969
3/13/2009	5.08		5.08	-0.001965
3/12/2009	5.09		5.09	0.013944
3/11/2009	5.02	0.15	5.02	0.016194
3/10/2009	4.94	0.075	4.94	0.012295
3/9/2009	4.88	0.92	4.88	-0.059730
3/8/2009	5.19	0.30666667	5.19	-0.054645
3/7/2009	5.49		5.49	-0.053448
3/6/2009	5.80		5.80	0.000000
3/5/2009	5.80		5.80	0.000000
3/4/2009	5.80		5.80	-0.070513
3/3/2009	6.24	0.15	6.24	0.006452
3/2/2009	6.20	0.0375	6.20	0.004862
3/1/2009	6.17		6.17	0.006525
2/28/2009	6.13		6.13	0.006568
2/27/2009	6.09		6.09	-0.012966
2/26/2009	6.17		6.17	-0.085926
2/25/2009	6.75	0.12	6.75	0.008969
2/24/2009	6.69	0.06	6.69	0.009050
2/23/2009	6.63	0.33	6.63	-0.016320
2/22/2009	6.74	0.11	6.74	-0.016058
2/21/2009	6.85		6.85	-0.015805
2/20/2009	6.96		6.96	-0.050477
2/19/2009	7.33	0.73	7.33	-0.046814
2/18/2009	7.69	0.365	7.69	-0.005175
2/17/2009	7.73	0.08	7.73	-0.005148
2/16/2009	7.77	0.04	7.77	-0.003846
2/15/2009	7.80	0.08	7.80	-0.002558
2/14/2009	7.82	0.02666667	7.82	-0.003822
2/13/2009	7.85	0.21	7.85	-0.013819
2/12/2009	7.96	0.105	7.96	-0.012407
2/11/2009	8.06		8.06	0.001242
2/10/2009	8.05	0.15	8.05	0.008772
2/9/2009	7.98	0.075	7.98	0.010127
2/8/2009	7.90	0.14	7.90	-0.008783
2/7/2009	7.97	0.07	7.97	-0.008706
2/6/2009	8.04	0.11	8.04	-0.007407
2/5/2009	8.10	0.055	8.10	-0.006135
2/4/2009	8.15	0.16	8.15	-0.009721
2/3/2009	8.23	0.08	8.23	-0.009627
2/2/2009	8.31	0.13	8.31	-0.004790
2/1/2009	8.35	0.04333333	8.35	-0.005952
1/31/2009	8.40		8.40	-0.004739
1/30/2009	8.44		8.44	0.000000
1/29/2009	8.44		8.44	0.001186
1/28/2009	8.43		8.43	-0.008235
1/27/2009	8.50		8.50	0.000000
1/26/2009	8.50	0.10	8.50	-0.003517
1/25/2009	8.53	0.03333333	8.53	-0.004667
1/24/2009	8.57		8.57	-0.003488
1/23/2009	8.60		8.60	-0.009217
1/22/2009	8.68	0.21	8.68	-0.012514
1/21/2009	8.79	0.105	8.79	-0.011249
1/20/2009	8.89		8.89	0.007937

1/19/2009	8.82	0.02	8.82	0.001135
1/18/2009	8.81	0.00666667	8.81	0.000000
1/17/2009	8.81		8.81	0.001136
1/16/2009	8.80		8.80	-0.005650
1/15/2009	8.85		8.85	-0.005618
1/14/2009	8.90		8.90	0.004515
1/13/2009	8.86		8.86	0.004535
1/12/2009	8.82	0.18	8.82	-0.006757
1/11/2009	8.88	0.06	8.88	-0.006711
1/10/2009	8.94		8.94	-0.006667
1/9/2009	9.00		9.00	-0.018539
1/8/2009	9.17		9.17	0.025727
1/7/2009	8.94		8.94	-0.027203
1/6/2009	9.19	0.69	9.19	-0.018162
1/5/2009	9.36	0.1725	9.36	-0.018868
1/4/2009	9.54		9.54	-0.017508
1/3/2009	9.71		9.71	-0.017206
1/2/2009	9.88	1.08	9.88	0.037815
1/1/2009	9.52	0.36	9.52	0.039301
12/31/2008	9.16		9.16	0.040909
12/30/2008	8.80	0.20	8.80	-0.003398
12/29/2008	8.83	0.02857143	8.83	-0.003386
12/28/2008	8.86		8.86	-0.003375
12/27/2008	8.89		8.89	-0.002245
12/26/2008	8.91		8.91	-0.003356
12/25/2008	8.94		8.94	-0.003344
12/24/2008	8.97		8.97	-0.003333
12/23/2008	9.00		9.00	0.000000
12/22/2008	9.00		9.00	0.000000
12/21/2008	9.00		9.00	0.000000
12/20/2008	9.00		9.00	0.000000
12/19/2008	9.00		9.00	0.058824
12/18/2008	8.50	0.11	8.50	-0.007009
12/17/2008	8.56	0.055	8.56	-0.005807
12/16/2008	8.61		8.61	-0.028217
12/15/2008	8.86	0.29	8.86	-0.007839
12/14/2008	8.93	0.0725	8.93	-0.008879
12/13/2008	9.01		9.01	-0.007709
12/12/2008	9.08		9.08	-0.007650
12/11/2008	9.15	0.55	9.15	0.030405
12/10/2008	8.88	0.275	8.88	0.032558
12/9/2008	8.60		8.60	-0.011494
12/8/2008	8.70	0.25	8.70	-0.006849
12/7/2008	8.76	0.0625	8.76	-0.007928
12/6/2008	8.83		8.83	-0.006749
12/5/2008	8.89		8.89	-0.006704
12/4/2008	8.95		8.95	0.019362
12/3/2008	8.78		8.78	0.009195
12/2/2008	8.70	0.43	8.70	0.012806
12/1/2008	8.59	0.1075	8.59	0.011779
11/30/2008	8.49		8.49	0.013126
11/29/2008	8.38		8.38	0.013301
11/28/2008	8.27		8.27	0.012240
11/27/2008	8.17		8.17	-0.002442
11/26/2008	8.19		8.19	0.011111
11/25/2008	8.10	0.59	8.10	-0.018182

11/24/2008	8.25	0.1475	8.25	-0.017857
11/23/2008	8.40		8.40	-0.016393
11/22/2008	8.54		8.54	-0.017261
11/21/2008	8.69	0.32	8.69	-0.018079
11/20/2008	8.85	0.16	8.85	-0.017758
11/19/2008	9.01	0.07	9.01	0.003341
11/18/2008	8.98	0.035	8.98	0.004474
11/17/2008	8.94	0.24	8.94	0.009029
11/16/2008	8.86	0.08	8.86	0.009112
11/15/2008	8.78		8.78	0.009195
11/14/2008	8.70	0.45	8.70	-0.025756
11/13/2008	8.93	0.225	8.93	-0.024044
11/12/2008	9.15		9.15	0.024636
11/11/2008	8.93	0.08	8.93	-0.002235
11/10/2008	8.95	0.02	8.95	-0.002230
11/9/2008	8.97		8.97	-0.002225
11/8/2008	8.99		8.99	-0.002220
11/7/2008	9.01		9.01	-0.012061
11/6/2008	9.12		9.12	-0.002188
11/5/2008	9.14	0.15	9.14	-0.008677
11/4/2008	9.22	0.075	9.22	-0.007535
11/3/2008	9.29	0.32	9.29	0.011983
11/2/2008	9.18	0.10666667	9.18	0.011013
11/1/2008	9.08		9.08	0.012263
10/31/2008	8.97	0.28	8.97	0.015855
10/30/2008	8.83	0.14	8.83	0.016110
10/29/2008	8.69	1.35	8.69	-0.072572
10/28/2008	9.37	0.675	9.37	-0.066733
10/27/2008	10.04	0.51	10.04	-0.016650
10/26/2008	10.21	0.17	10.21	-0.016378
10/25/2008	10.38		10.38	-0.016114
10/24/2008	10.55	0.48	10.55	-0.022243
10/23/2008	10.79	0.24	10.79	-0.021759
10/22/2008	11.03		11.03	0.040566
10/21/2008	10.60		10.60	-0.017609
10/20/2008	10.79	0.16	10.79	-0.004613
10/19/2008	10.84	0.05333333	10.84	-0.005505
10/18/2008	10.90		10.90	-0.004566
10/17/2008	10.95	0.51	10.95	-0.023194
10/16/2008	11.21	0.255	11.21	-0.021815
10/15/2008	11.46	0.12	11.46	0.005263
10/14/2008	11.40	0.06	11.40	0.005291
10/13/2008	11.34	0.99	11.34	-0.021570
10/12/2008	11.59	0.2475	11.59	-0.021115
10/11/2008	11.84		11.84	-0.019868
10/10/2008	12.08		12.08	-0.020276
10/9/2008	12.33	1.32	12.33	-0.050808
10/8/2008	12.99	0.66	12.99	-0.048352
10/7/2008	13.65	0.05	13.65	0.000733
10/6/2008	13.64	0.0125	13.64	0.000734
10/5/2008	13.63		13.63	0.001470
10/4/2008	13.61		13.61	0.000735
10/3/2008	13.60		13.60	-0.047619
10/2/2008	14.28	0.35	14.28	-0.012448
10/1/2008	14.46	0.175	14.46	-0.011620
9/30/2008	14.63		14.63	-0.034323

9/29/2008	15.15	0.07	15.15	-0.001318
9/28/2008	15.17	0.0175	15.17	-0.001317
9/27/2008	15.19		15.19	-0.000658
9/26/2008	15.20		15.20	-0.001314
9/25/2008	15.22		15.22	-0.006527
9/24/2008	15.32		15.32	0.030956
9/23/2008	14.86		14.86	0.088645
9/22/2008	13.65	1.34	13.65	-0.031915
9/21/2008	14.10	0.44666667	14.10	-0.030261
9/20/2008	14.54		14.54	-0.030020
9/19/2008	14.99	1.87	14.99	-0.059008
9/18/2008	15.93	0.935	15.93	-0.055160
9/17/2008	16.86	0.09	16.86	-0.002957
9/16/2008	16.91	0.045	16.91	-0.002360
9/15/2008	16.95	0.29	16.95	-0.005865
9/14/2008	17.05	0.09666667	17.05	-0.005251
9/13/2008	17.14		17.14	-0.005800
9/12/2008	17.24		17.24	-0.023229
9/11/2008	17.65	0.11	17.65	0.002841
9/10/2008	17.60	0.055	17.60	0.003421
9/9/2008	17.54		17.54	-0.037850
9/8/2008	18.23	0.59	18.23	0.011093
9/7/2008	18.03	0.19666667	18.03	0.010650
9/6/2008	17.84		17.84	0.011338
9/5/2008	17.64		17.64	-0.027563
9/4/2008	18.14		18.14	-0.014130
9/3/2008	18.40	0.86	18.40	0.023929
9/2/2008	17.97	0.43	17.97	0.024515
9/1/2008	17.54		17.54	
		oč. 1denní výnos:		-0.000202
		oč. roční výnos:		-0.073685
		rozptyl:		0.000796 0.289739
		riziko:		0.028213

8/31/2009	524.50		524.50	0.000000
8/30/2009	524.50		524.50	0.000000
8/29/2009	524.50		524.50	0.000000
8/28/2009	524.50		524.50	0.002293
8/27/2009	523.30		523.30	0.017895
8/26/2009	514.10		514.10	0.088042
8/25/2009	472.50	14.90	472.50	0.007935
8/24/2009	468.78	3.725	468.78	0.008021
8/23/2009	465.05		465.05	0.008064
8/22/2009	461.33		461.33	0.008151
8/21/2009	457.60	11.6	457.60	0.012838
8/20/2009	451.80	5.8	451.80	0.013004
8/19/2009	446.00		446.00	-0.077559
8/18/2009	483.50	11.20	483.50	0.005825
8/17/2009	480.70	2.8	480.70	0.005859
8/16/2009	477.90		477.90	0.005893
8/15/2009	475.10		475.10	0.005928
8/14/2009	472.30	15	472.30	0.016136
8/13/2009	464.80	7.5	464.80	0.016401
8/12/2009	457.30	31.2	457.30	0.035318
8/11/2009	441.70	15.6	441.70	0.036611
8/10/2009	426.10	12.60	426.10	0.009955
8/9/2009	421.90	4.2	421.90	0.010055
8/8/2009	417.70		417.70	0.010157
8/7/2009	413.50	16.5	413.50	0.020358
8/6/2009	405.25	8.25	405.25	0.020781
8/5/2009	397.00	22	397.00	0.028497
8/4/2009	386.00	11	386.00	0.029333
8/3/2009	375.00	2.50	375.00	-0.002208
8/2/2009	375.83	0.83333	375.83	-0.002230
8/1/2009	376.67		376.67	-0.002199
7/31/2009	377.50	8	377.50	-0.010485
7/30/2009	381.50	4	381.50	-0.010376
7/29/2009	385.50	15	385.50	0.019841
7/28/2009	378.00	7.5	378.00	0.020243
7/27/2009	370.50	2.50	370.50	0.001676
7/26/2009	369.88	0.625	369.88	0.001706
7/25/2009	369.25		369.25	0.001682
7/24/2009	368.63		368.63	0.001712
7/23/2009	368.00		368.00	0.017981
7/22/2009	361.50	3.9	361.50	0.005423
7/21/2009	359.55	1.95	359.55	0.005453
7/20/2009	357.60		357.60	-0.008044
7/19/2009	360.50	4.3	360.50	-0.005929
7/18/2009	362.65	2.15	362.65	-0.005894
7/17/2009	364.80	27.9	364.80	0.039761
7/16/2009	350.85	13.95	350.85	0.041407
7/15/2009	336.90	7.1	336.90	-0.010427
7/14/2009	340.45	3.55	340.45	-0.010320
7/13/2009	344.00	25.80	344.00	-0.018405
7/12/2009	350.45	6.45	350.45	-0.018072
7/11/2009	356.90		356.90	-0.017751
7/10/2009	363.35		363.35	-0.017442
7/9/2009	369.80		369.80	-0.024532
7/8/2009	379.10		379.10	0.100116
7/7/2009	344.60		344.60	0.000000

7/6/2009	344.60		344.60	0.000000
7/5/2009	344.60		344.60	0.000000
7/4/2009	344.60		344.60	0.000000
7/3/2009	344.60		344.60	-0.044105
7/2/2009	360.50		360.50	-0.005517
7/1/2009	362.50		362.50	0.034237
6/30/2009	350.50		350.50	0.043155
6/29/2009	336.00	7.50	336.00	-0.007386
6/28/2009	338.50	2.5	338.50	-0.007331
6/27/2009	341.00		341.00	-0.007278
6/26/2009	343.50		343.50	0.011186
6/25/2009	339.70		339.70	-0.029429
6/24/2009	350.00	39	350.00	-0.052774
6/23/2009	369.50	19.5	369.50	-0.050129
6/22/2009	389.00	14.00	389.00	-0.008917
6/21/2009	392.50	3.5	392.50	-0.008838
6/20/2009	396.00		396.00	-0.008761
6/19/2009	399.50		399.50	-0.008685
6/18/2009	403.00		403.00	0.014858
6/17/2009	397.10		397.10	0.000000
6/16/2009	397.10		397.10	-0.040821
6/15/2009	414.00		414.00	0.000000
6/14/2009	414.00		414.00	0.000000
6/13/2009	414.00		414.00	0.000000
6/12/2009	414.00		414.00	-0.002410
6/11/2009	415.00		415.00	0.053299
6/10/2009	394.00		394.00	-0.030750
6/9/2009	406.50		406.50	0.055844
6/8/2009	385.00	17.00	385.00	0.011162
6/7/2009	380.75	4.25	380.75	0.011288
6/6/2009	376.50		376.50	0.011417
6/5/2009	372.25		372.25	0.011549
6/4/2009	368.00		368.00	-0.002980
6/3/2009	369.10		369.10	0.082405
6/2/2009	341.00		341.00	-0.075881
6/1/2009	369.00	29.00	369.00	-0.019269
5/31/2009	376.25	7.25	376.25	-0.018905
5/30/2009	383.50		383.50	-0.018554
5/29/2009	390.75		390.75	-0.018216
5/28/2009	398.00		398.00	0.047368
5/27/2009	380.00	25.1	380.00	-0.031970
5/26/2009	392.55	12.55	392.55	-0.030980
5/25/2009	405.10	9.10	405.10	0.007536
5/24/2009	402.07	3.03333	402.07	0.007618
5/23/2009	399.03		399.03	0.007652
5/22/2009	396.00	29	396.00	0.038008
5/21/2009	381.50	14.5	381.50	0.039510
5/20/2009	367.00	32	367.00	0.045584
5/19/2009	351.00	16	351.00	0.047761
5/18/2009	335.00	30.00	335.00	-0.028986
5/17/2009	345.00	10	345.00	-0.028169
5/16/2009	355.00		355.00	-0.027397
5/15/2009	365.00	55	365.00	-0.070064
5/14/2009	392.50	27.5	392.50	-0.065476
5/13/2009	420.00		420.00	0.082474
5/12/2009	388.00		388.00	-0.046683

5/11/2009	407.00	41.80	407.00	0.026352
5/10/2009	396.55	10.45	396.55	0.027066
5/9/2009	386.10		386.10	0.027818
5/8/2009	375.65		375.65	0.028614
5/7/2009	365.20	12.7	365.20	0.017695
5/6/2009	358.85	6.35	358.85	0.018014
5/5/2009	352.50		352.50	-0.031593
5/4/2009	364.00		364.00	0.000000
5/3/2009	364.00		364.00	0.000000
5/2/2009	364.00		364.00	0.000000
5/1/2009	364.00		364.00	0.000000
4/30/2009	364.00		364.00	0.108067
4/29/2009	328.50	42.2	328.50	-0.060355
4/28/2009	349.60	21.1	349.60	-0.056919
4/27/2009	370.70	43.30	370.70	0.030066
4/26/2009	359.88	10.825	359.88	0.031027
4/25/2009	349.05		349.05	0.031990
4/24/2009	338.23		338.23	0.033079
4/23/2009	327.40	5.6	327.40	0.008626
4/22/2009	324.60	2.8	324.60	0.008701
4/21/2009	321.80	18.70	321.80	-0.014335
4/20/2009	326.48	4.675	326.48	-0.014102
4/19/2009	331.15		331.15	-0.013936
4/18/2009	335.83		335.83	-0.013715
4/17/2009	340.50	46.2	340.50	0.072779
4/16/2009	317.40	23.1	317.40	0.078491
4/15/2009	294.30	0.30	294.30	0.000204
4/14/2009	294.24	0.06	294.24	0.000204
4/13/2009	294.18		294.18	0.000204
4/12/2009	294.12		294.12	0.000204
4/11/2009	294.06		294.06	0.000204
4/10/2009	294.00		294.00	0.057174
4/9/2009	278.10		278.10	0.069615
4/8/2009	260.00	2.3	260.00	-0.004404
4/7/2009	261.15	1.15	261.15	-0.004384
4/6/2009	262.30		262.30	0.000000
4/5/2009	262.30		262.30	0.000000
4/4/2009	262.30		262.30	0.000000
4/3/2009	262.30	26.3	262.30	0.052779
4/2/2009	249.15	13.15	249.15	0.055720
4/1/2009	236.00	28	236.00	-0.056000
3/31/2009	250.00	14	250.00	-0.053030
3/30/2009	264.00	21.50	264.00	-0.026441
3/29/2009	271.17	7.16667	271.17	-0.025725
3/28/2009	278.33		278.33	-0.025114
3/27/2009	285.50		285.50	0.034420
3/26/2009	276.00		276.00	0.079390
3/25/2009	255.70		255.70	0.377917
3/24/2009	185.57	16.93	185.57	-0.022287
3/23/2009	189.80	4.2325	189.80	-0.021851
3/22/2009	194.04		194.04	-0.021335
3/21/2009	198.27		198.27	-0.020889
3/20/2009	202.50		202.50	0.238153
3/19/2009	163.55	23.5	163.55	0.077404
3/18/2009	151.80	11.75	151.80	0.083899
3/17/2009	140.05	16.01	140.05	0.029401

3/16/2009	136.05	4.0025	136.05	0.030292
3/15/2009	132.05		132.05	0.031318
3/14/2009	128.04		128.04	0.032248
3/13/2009	124.04		124.04	0.020485
3/12/2009	121.55		121.55	0.000000
3/11/2009	121.55		121.55	0.040757
3/10/2009	116.79	14.71	116.79	-0.030547
3/9/2009	120.47	3.6775	120.47	-0.029642
3/8/2009	124.15		124.15	-0.028712
3/7/2009	127.82		127.82	-0.027985
3/6/2009	131.50	1.45	131.50	0.005505
3/5/2009	130.78	0.725	130.78	0.005613
3/4/2009	130.05		130.05	-0.003066
3/3/2009	130.45		130.45	-0.019173
3/2/2009	133.00		133.00	0.000000
3/1/2009	133.00		133.00	0.000000
2/28/2009	133.00		133.00	0.000000
2/27/2009	133.00		133.00	-0.084337
2/26/2009	145.25	14.81	145.25	-0.048539
2/25/2009	152.66	7.405	152.66	-0.046233
2/24/2009	160.06	10.45	160.06	-0.016045
2/23/2009	162.67	2.6125	162.67	-0.015851
2/22/2009	165.29		165.29	-0.015545
2/21/2009	167.90		167.90	-0.015307
2/20/2009	170.51		170.51	-0.088182
2/19/2009	187.00	13.1	187.00	-0.033841
2/18/2009	193.55	6.55	193.55	-0.032734
2/17/2009	200.10		200.10	0.000500
2/16/2009	200.00	5.00	200.00	-0.008281
2/15/2009	201.67	1.66667	201.67	-0.008164
2/14/2009	203.33		203.33	-0.008146
2/13/2009	205.00		205.00	-0.038010
2/12/2009	213.10		213.10	0.000000
2/11/2009	213.10		213.10	0.054950
2/10/2009	202.00		202.00	0.085730
2/9/2009	186.05	13.36	186.05	-0.023360
2/8/2009	190.50	4.45333	190.50	-0.022876
2/7/2009	194.96		194.96	-0.022316
2/6/2009	199.41		199.41	-0.087368
2/5/2009	218.50		218.50	0.022940
2/4/2009	213.60		213.60	0.000000
2/3/2009	213.60		213.60	-0.186596
2/2/2009	262.60		262.60	0.000000
2/1/2009	262.60		262.60	0.000000
1/31/2009	262.60		262.60	0.000000
1/30/2009	262.60		262.60	-0.068794
1/29/2009	282.00		282.00	0.000000
1/28/2009	282.00		282.00	-0.016050
1/27/2009	286.60		286.60	-0.006586
1/26/2009	288.50	5.50	288.50	-0.006303
1/25/2009	290.33	1.83333	290.33	-0.006298
1/24/2009	292.17		292.17	-0.006224
1/23/2009	294.00		294.00	-0.113122
1/22/2009	331.50		331.50	0.000000
1/21/2009	331.50		331.50	-0.076087
1/20/2009	358.80		358.80	0.000000

1/19/2009	358.80	10.20	358.80	0.009567
1/18/2009	355.40	3.4	355.40	0.009659
1/17/2009	352.00		352.00	0.009753
1/16/2009	348.60		348.60	-0.044932
1/15/2009	365.00		365.00	-0.056848
1/14/2009	387.00		387.00	0.000000
1/13/2009	387.00		387.00	0.005979
1/12/2009	384.70	28.30	384.70	-0.023926
1/11/2009	394.13	9.43333	394.13	-0.023391
1/10/2009	403.57		403.57	-0.022833
1/9/2009	413.00		413.00	-0.072952
1/8/2009	445.50		445.50	0.025316
1/7/2009	434.50		434.50	0.000000
1/6/2009	434.50		434.50	0.063647
1/5/2009	408.50	32.30	408.50	0.027079
1/4/2009	397.73	10.7667	397.73	0.027806
1/3/2009	386.97		386.97	0.028628
1/2/2009	376.20		376.20	0.000000
1/1/2009	376.20		376.20	0.000000
12/31/2008	376.20		376.20	0.000000
12/30/2008	376.20		376.20	0.011290
12/29/2008	372.00	3	372.00	-0.001342
12/28/2008	372.50	0.5	372.50	-0.001340
12/27/2008	373.00		373.00	-0.001339
12/26/2008	373.50		373.50	-0.001337
12/25/2008	374.00		374.00	-0.001335
12/24/2008	374.50		374.50	-0.001333
12/23/2008	375.00		375.00	0.000000
12/22/2008	375.00	44.00	375.00	-0.037647
12/21/2008	389.67	14.6667	389.67	-0.036258
12/20/2008	404.33		404.33	-0.035012
12/19/2008	419.00		419.00	0.176966
12/18/2008	356.00		356.00	0.000000
12/17/2008	356.00		356.00	0.072289
12/16/2008	332.00		332.00	-0.006286
12/15/2008	334.10		334.10	0.000000
12/14/2008	334.10		334.10	0.000000
12/13/2008	334.10		334.10	0.000000
12/12/2008	334.10		334.10	-0.014454
12/11/2008	339.00		339.00	0.111475
12/10/2008	305.00		305.00	0.000000
12/9/2008	305.00		305.00	0.109091
12/8/2008	275.00	9.00	275.00	-0.010791
12/7/2008	278.00	3	278.00	-0.010676
12/6/2008	281.00		281.00	-0.010563
12/5/2008	284.00		284.00	0.000000
12/4/2008	284.00		284.00	-0.003509
12/3/2008	285.00		285.00	0.000000
12/2/2008	285.00		285.00	0.007067
12/1/2008	283.00	45.40	283.00	0.056483
11/30/2008	267.87	15.1333	267.87	0.059906
11/29/2008	252.73		252.73	0.063678
11/28/2008	237.60	12.6	237.60	0.027237
11/27/2008	231.30	6.3	231.30	0.028000
11/26/2008	225.00		225.00	0.100244
11/25/2008	204.50		204.50	-0.112798

11/24/2008	230.50	26.10	230.50	-0.027549
11/23/2008	237.03	6.525	237.03	-0.026771
11/22/2008	243.55		243.55	-0.026112
11/21/2008	250.08		250.08	-0.025409
11/20/2008	256.60		256.60	-0.227108
11/19/2008	332.00		332.00	0.019656
11/18/2008	325.60		325.60	0.000000
11/17/2008	325.60		325.60	0.000000
11/16/2008	325.60		325.60	0.000000
11/15/2008	325.60		325.60	0.000000
11/14/2008	325.60		325.60	-0.131965
11/13/2008	375.10	102	375.10	-0.119690
11/12/2008	426.10	51	426.10	-0.106896
11/11/2008	477.10		477.10	0.064955
11/10/2008	448.00	44.10	448.00	-0.031770
11/9/2008	462.70	14.7	462.70	-0.030792
11/8/2008	477.40		477.40	-0.029872
11/7/2008	492.10	29	492.10	-0.028622
11/6/2008	506.60	14.5	506.60	-0.027826
11/5/2008	521.10	61	521.10	0.062169
11/4/2008	490.60	30.5	490.60	0.066290
11/3/2008	460.10	95.50	460.10	0.074322
11/2/2008	428.27	31.8333	428.27	0.080317
11/1/2008	396.43		396.43	0.087301
10/31/2008	364.60	52.4	364.60	-0.067042
10/30/2008	390.80	26.2	390.80	-0.062830
10/29/2008	417.00	98.1	417.00	-0.105246
10/28/2008	466.05	49.05	466.05	-0.095224
10/27/2008	515.10	84.00	515.10	-0.051556
10/26/2008	543.10	28	543.10	-0.049028
10/25/2008	571.10		571.10	-0.046737
10/24/2008	599.10		599.10	-0.101125
10/23/2008	666.50		666.50	0.006646
10/22/2008	662.10	42.9	662.10	-0.031380
10/21/2008	683.55	21.45	683.55	-0.030426
10/20/2008	705.00	19.60	705.00	-0.009177
10/19/2008	711.53	6.53333	711.53	-0.009108
10/18/2008	718.07		718.07	-0.009012
10/17/2008	724.60		724.60	0.000000
10/16/2008	724.60		724.60	0.111350
10/15/2008	652.00		652.00	0.000000
10/14/2008	652.00		652.00	-0.114732
10/13/2008	736.50	21.1	736.50	-0.007118
10/12/2008	741.78	5.275	741.78	-0.007054
10/11/2008	747.05		747.05	-0.007018
10/10/2008	752.33		752.33	-0.006956
10/9/2008	757.60		757.60	-0.030706
10/8/2008	781.60		781.60	-0.224603
10/7/2008	1008.00	156	1008.00	-0.037249
10/6/2008	1047.00	39	1047.00	-0.035912
10/5/2008	1086.00		1086.00	-0.034667
10/4/2008	1125.00		1125.00	-0.033505
10/3/2008	1164.00		1164.00	0.040214
10/2/2008	1119.00		1119.00	-0.046036
10/1/2008	1173.00	17	1173.00	0.007299
9/30/2008	1164.50	8.5	1164.50	0.007353

9/29/2008	1156.00		1156.00	0.000000
9/28/2008	1156.00		1156.00	0.000000
9/27/2008	1156.00		1156.00	0.000000
9/26/2008	1156.00		1156.00	0.013146
9/25/2008	1141.00		1141.00	-0.037131
9/24/2008	1185.00		1185.00	-0.017413
9/23/2008	1206.00		1206.00	0.121860
9/22/2008	1075.00		1075.00	0.000000
9/21/2008	1075.00		1075.00	0.000000
9/20/2008	1075.00		1075.00	0.000000
9/19/2008	1075.00	158	1075.00	-0.068458
9/18/2008	1154.00	79	1154.00	-0.064071
9/17/2008	1233.00	12	1233.00	0.004890
9/16/2008	1227.00	6	1227.00	0.004914
9/15/2008	1221.00	10.00	1221.00	0.002735
9/14/2008	1217.67	3.33333	1217.67	0.002750
9/13/2008	1214.33		1214.33	0.002750
9/12/2008	1211.00		1211.00	-0.070606
9/11/2008	1303.00		1303.00	0.000000
9/10/2008	1303.00	25	1303.00	0.009686
9/9/2008	1290.50	12.5	1290.50	0.009781
9/8/2008	1278.00	76	1278.00	-0.014649
9/7/2008	1297.00	19	1297.00	-0.014438
9/6/2008	1316.00		1316.00	-0.014232
9/5/2008	1335.00		1335.00	-0.014032
9/4/2008	1354.00	14	1354.00	0.005197
9/3/2008	1347.00	7	1347.00	0.005224
9/2/2008	1340.00		1340.00	0.000000
9/1/2008	1340.00		1340.00	



oč. 1denní výnos:	-0.001327
oč. roční výnos:	-0.483182 E(x)
rozptyl.	0.002538
riziko:	0.050377

0.923766

8/31/2009	948.00		948.00	-0.002976
8/30/2009	950.83	8.50	950.83	-0.002978
8/29/2009	953.67	2.83	953.67	-0.002959
8/28/2009	956.50		956.50	-0.009322
8/27/2009	965.50		965.50	-0.010251
8/26/2009	975.50		975.50	0.013506
8/25/2009	962.50		962.50	0.000000
8/24/2009	962.50		962.50	0.000000
8/23/2009	962.50		962.50	0.000000
8/22/2009	962.50		962.50	0.000000
8/21/2009	962.50		962.50	-0.003107
8/20/2009	965.50		965.50	-0.003098
8/19/2009	968.50		968.50	-0.017250
8/18/2009	985.50		985.50	0.000558
8/17/2009	984.95	2.20	984.95	0.000559
8/16/2009	984.40	0.55	984.40	0.000559
8/15/2009	983.85		983.85	0.000559
8/14/2009	983.30		983.30	-0.002384
8/13/2009	985.65		985.65	-0.002379
8/12/2009	988.00		988.00	0.005598
8/11/2009	982.50		982.50	0.001529
8/10/2009	981.00		981.00	-0.003707
8/9/2009	984.65	14.60	984.65	-0.003693
8/8/2009	988.30	3.65	988.30	-0.003680
8/7/2009	991.95		991.95	-0.003666
8/6/2009	995.60		995.60	0.013849
8/5/2009	982.00		982.00	0.021533
8/4/2009	961.30		961.30	0.022007
8/3/2009	940.60		940.60	0.007142
8/2/2009	933.93	26.70	933.93	0.007204
8/1/2009	927.25	6.68	927.25	0.007245
7/31/2009	920.58		920.58	0.007309
7/30/2009	913.90		913.90	0.007052
7/29/2009	907.50		907.50	0.008333
7/28/2009	900.00		900.00	0.008403
7/27/2009	892.50		892.50	0.001684
7/26/2009	891.00	4.50	891.00	0.001686
7/25/2009	889.50	1.50	889.50	0.001689
7/24/2009	888.00		888.00	0.002144
7/23/2009	886.10		886.10	0.000113
7/22/2009	886.00		886.00	0.012051
7/21/2009	875.45		875.45	0.012198
7/20/2009	864.90		864.90	-0.009959
7/19/2009	873.60		873.60	-0.008062
7/18/2009	880.70		880.70	-0.007997
7/17/2009	887.80		887.80	0.015906
7/16/2009	873.90		873.90	0.016163
7/15/2009	860.00		860.00	0.004086
7/14/2009	856.50		856.50	0.004103
7/13/2009	853.00		853.00	0.000270
7/12/2009	852.77	0.70	852.77	0.000282
7/11/2009	852.53	0.23	852.53	0.000270
7/10/2009	852.30		852.30	0.000000
7/9/2009	852.30		852.30	0.039390
7/8/2009	820.00		820.00	-0.011572
7/7/2009	829.60		829.60	-0.001925

7/6/2009	831.20	6.40	831.20	-0.001921
7/5/2009	832.80	1.60	832.80	-0.001918
7/4/2009	834.40		834.40	-0.001914
7/3/2009	836.00		836.00	-0.004051
7/2/2009	839.40		839.40	-0.006274
7/1/2009	844.70		844.70	-0.006235
6/30/2009	850.00		850.00	-0.002933
6/29/2009	852.50	10.00	852.50	-0.002924
6/28/2009	855.00	2.50	855.00	-0.002915
6/27/2009	857.50		857.50	-0.002907
6/26/2009	860.00		860.00	0.033654
6/25/2009	832.00		832.00	-0.037148
6/24/2009	864.10		864.10	-0.006268
6/23/2009	869.55		869.55	-0.006229
6/22/2009	875.00		875.00	-0.004063
6/21/2009	878.57	10.70	878.57	-0.004036
6/20/2009	882.13	3.57	882.13	-0.004031
6/19/2009	885.70		885.70	-0.010778
6/18/2009	895.35		895.35	-0.010663
6/17/2009	905.00		905.00	0.005556
6/16/2009	900.00		900.00	-0.010989
6/15/2009	910.00		910.00	0.000363
6/14/2009	909.67	1.00	909.67	0.000374
6/13/2009	909.33	0.33	909.33	0.000363
6/12/2009	909.00		909.00	0.010000
6/11/2009	900.00		900.00	-0.001054
6/10/2009	900.95		900.95	-0.001053
6/9/2009	901.90		901.90	0.013485
6/8/2009	889.90		889.90	-0.002164
6/7/2009	891.83	7.70	891.83	-0.002148
6/6/2009	893.75	1.93	893.75	-0.002155
6/5/2009	895.68		895.68	-0.002139
6/4/2009	897.60		897.60	0.008539
6/3/2009	890.00		890.00	0.003835
6/2/2009	886.60		886.60	0.003850
6/1/2009	883.20		883.20	0.000759
5/31/2009	882.53	2.70	882.53	0.000771
5/30/2009	881.85	0.68	881.85	0.000760
5/29/2009	881.18		881.18	0.000772
5/28/2009	880.50		880.50	0.003991
5/27/2009	877.00		877.00	0.000000
5/26/2009	877.00		877.00	-0.014053
5/25/2009	889.50		889.50	-0.006889
5/24/2009	895.67	18.50	895.67	-0.006831
5/23/2009	901.83	6.17	901.83	-0.006795
5/22/2009	908.00		908.00	0.037714
5/21/2009	875.00		875.00	0.017560
5/20/2009	859.90		859.90	0.005790
5/19/2009	854.95		854.95	0.005824
5/18/2009	850.00		850.00	-0.001961
5/17/2009	851.67	5.00	851.67	-0.001945
5/16/2009	853.33	1.67	853.33	-0.001953
5/15/2009	855.00		855.00	-0.033898
5/14/2009	885.00		885.00	0.005625
5/13/2009	880.05		880.05	0.005656
5/12/2009	875.10		875.10	0.035621

5/11/2009	845.00		845.00	0.000000
5/10/2009	845.00		845.00	0.000000
5/9/2009	845.00		845.00	0.000000
5/8/2009	845.00		845.00	0.000000
5/7/2009	845.00		845.00	-0.011118
5/6/2009	854.50		854.50	0.023353
5/5/2009	835.00		835.00	0.003220
5/4/2009	832.32	13.40	832.32	0.003230
5/3/2009	829.64	2.68	829.64	0.003241
5/2/2009	826.96		826.96	0.003251
5/1/2009	824.28		824.28	0.003262
4/30/2009	821.60		821.60	0.030219
4/29/2009	797.50		797.50	-0.007467
4/28/2009	803.50		803.50	0.017089
4/27/2009	790.00		790.00	-0.002084
4/26/2009	791.65	6.60	791.65	-0.002080
4/25/2009	793.30	1.65	793.30	-0.002076
4/24/2009	794.95		794.95	-0.002071
4/23/2009	796.60		796.60	0.000000
4/22/2009	796.60		796.60	-0.023176
4/21/2009	815.50		815.50	-0.006094
4/20/2009	820.50		820.50	0.012338
4/19/2009	810.50	40.00	810.50	0.012492
4/18/2009	800.50	10.00	800.50	0.012650
4/17/2009	790.50		790.50	0.012812
4/16/2009	780.50		780.50	0.001540
4/15/2009	779.30		779.30	0.001542
4/14/2009	778.10		778.10	0.004544
4/13/2009	774.58	14.10	774.58	0.004578
4/12/2009	771.05	3.53	771.05	0.004586
4/11/2009	767.53		767.53	0.004620
4/10/2009	764.00		764.00	0.022074
4/9/2009	747.50		747.50	-0.020379
4/8/2009	763.05		763.05	-0.019972
4/7/2009	778.60		778.60	0.014264
4/6/2009	767.65	43.80	767.65	0.014471
4/5/2009	756.70	10.95	756.70	0.014683
4/4/2009	745.75		745.75	0.014902
4/3/2009	734.80		734.80	-0.000136
4/2/2009	734.90		734.90	-0.000136
4/1/2009	735.00		735.00	0.009893
3/31/2009	727.80		727.80	-0.054191
3/30/2009	769.50		769.50	0.001523
3/29/2009	768.33	3.50	768.33	0.001512
3/28/2009	767.17	1.17	767.17	0.001527
3/27/2009	766.00		766.00	0.006570
3/26/2009	761.00		761.00	0.006614
3/25/2009	756.00		756.00	0.007328
3/24/2009	750.50		750.50	0.013504
3/23/2009	740.50		740.50	0.007716
3/22/2009	734.83	17.00	734.83	0.007762
3/21/2009	729.17	5.67	729.17	0.007837
3/20/2009	723.50		723.50	0.009558
3/19/2009	716.65		716.65	0.009651
3/18/2009	709.80		709.80	-0.000985
3/17/2009	710.50		710.50	-0.001546

3/16/2009	711.60		711.60	0.010465
3/15/2009	704.23	22.10	704.23	0.010562
3/14/2009	696.87	7.37	696.87	0.010689
3/13/2009	689.50		689.50	0.013226
3/12/2009	680.50		680.50	0.019858
3/11/2009	667.25		667.25	0.020260
3/10/2009	654.00		654.00	0.022674
3/9/2009	639.50		639.50	-0.009709
3/8/2009	645.77	18.80	645.77	-0.009601
3/7/2009	652.03	6.27	652.03	-0.009525
3/6/2009	658.30		658.30	0.023158
3/5/2009	643.40		643.40	-0.032917
3/4/2009	665.30		665.30	-0.004116
3/3/2009	668.05		668.05	-0.004100
3/2/2009	670.80		670.80	-0.004556
3/1/2009	673.87	9.20	673.87	-0.004520
2/28/2009	676.93	3.07	676.93	-0.004515
2/27/2009	680.00		680.00	0.000294
2/26/2009	679.80		679.80	-0.011919
2/25/2009	688.00		688.00	0.014600
2/24/2009	678.10		678.10	-0.004010
2/23/2009	680.83	10.90	680.83	-0.003979
2/22/2009	683.55	2.72	683.55	-0.003978
2/21/2009	686.28		686.28	-0.003948
2/20/2009	689.00		689.00	0.068217
2/19/2009	645.00		645.00	-0.044161
2/18/2009	674.80		674.80	-0.011499
2/17/2009	682.65		682.65	-0.011369
2/16/2009	690.50		690.50	-0.002211
2/15/2009	692.03	4.60	692.03	-0.002220
2/14/2009	693.57	1.53	693.57	-0.002201
2/13/2009	695.10		695.10	0.002163
2/12/2009	693.60		693.60	0.017083
2/11/2009	681.95		681.95	0.017380
2/10/2009	670.30		670.30	0.006003
2/9/2009	666.30		666.30	-0.011981
2/8/2009	674.38	32.30	674.38	-0.011825
2/7/2009	682.45	8.08	682.45	-0.011701
2/6/2009	690.53		690.53	-0.011552
2/5/2009	698.60		698.60	-0.014391
2/4/2009	708.80		708.80	-0.029706
2/3/2009	730.50		730.50	-0.037676
2/2/2009	759.10		759.10	0.000329
2/1/2009	758.85	1.00	758.85	0.000330
1/31/2009	758.60	0.25	758.60	0.000330
1/30/2009	758.35		758.35	0.000330
1/29/2009	758.10		758.10	0.000396
1/28/2009	757.80		757.80	0.000396
1/27/2009	757.50		757.50	0.008655
1/26/2009	751.00		751.00	-0.005298
1/25/2009	755.00	16.00	755.00	-0.005270
1/24/2009	759.00	4.00	759.00	-0.005242
1/23/2009	763.00		763.00	-0.005215
1/22/2009	767.00		767.00	-0.029851
1/21/2009	790.60		790.60	-0.008030
1/20/2009	797.00		797.00	-0.000665

1/19/2009	797.53	2.10	797.53	-0.000652
1/18/2009	798.05	0.53	798.05	-0.000664
1/17/2009	798.58		798.58	-0.000651
1/16/2009	799.10		799.10	-0.020711
1/15/2009	816.00		816.00	-0.011508
1/14/2009	825.50		825.50	-0.011377
1/13/2009	835.00		835.00	0.027060
1/12/2009	813.00		813.00	-0.010046
1/11/2009	821.25	33.00	821.25	-0.009946
1/10/2009	829.50	8.25	829.50	-0.009848
1/9/2009	837.75		837.75	-0.009752
1/8/2009	846.00		846.00	0.036765
1/7/2009	816.00		816.00	0.007407
1/6/2009	810.00		810.00	0.007463
1/5/2009	804.00		804.00	0.004586
1/4/2009	800.33	11.00	800.33	0.004594
1/3/2009	796.67	3.67	796.67	0.004628
1/2/2009	793.00		793.00	0.000000
1/1/2009	793.00		793.00	0.000000
12/31/2008	793.00		793.00	0.000000
12/30/2008	793.00		793.00	0.050331
12/29/2008	755.00		755.00	-0.004614
12/28/2008	758.50	21.00	758.50	-0.004593
12/27/2008	762.00	3.50	762.00	-0.004572
12/26/2008	765.50		765.50	-0.004551
12/25/2008	769.00		769.00	-0.004531
12/24/2008	772.50		772.50	-0.004510
12/23/2008	776.00		776.00	-0.030000
12/22/2008	800.00		800.00	-0.002904
12/21/2008	802.33	7.00	802.33	-0.002908
12/20/2008	804.67	2.33	804.67	-0.002887
12/19/2008	807.00		807.00	0.007491
12/18/2008	801.00		801.00	0.007547
12/17/2008	795.00		795.00	0.019231
12/16/2008	780.00		780.00	-0.003831
12/15/2008	783.00		783.00	-0.006345
12/14/2008	788.00	20.00	788.00	-0.006305
12/13/2008	793.00	5.00	793.00	-0.006266
12/12/2008	798.00		798.00	-0.006227
12/11/2008	803.00		803.00	-0.002732
12/10/2008	805.20		805.20	0.022346
12/9/2008	787.60		787.60	0.022857
12/8/2008	770.00		770.00	0.006536
12/7/2008	765.00		765.00	0.006579
12/6/2008	760.00		760.00	0.006623
12/5/2008	755.00		755.00	0.006667
12/4/2008	750.00		750.00	-0.001332
12/3/2008	751.00		751.00	-0.051768
12/2/2008	792.00		792.00	0.017799
12/1/2008	778.15	55.40	778.15	0.018121
11/30/2008	764.30	13.85	764.30	0.018456
11/29/2008	750.45		750.45	0.018803
11/28/2008	736.60		736.60	0.012926
11/27/2008	727.20		727.20	0.013096
11/26/2008	717.80		717.80	0.085110
11/25/2008	661.50		661.50	-0.015918

11/24/2008	672.20	42.80	672.20	-0.015668
11/23/2008	682.90	10.70	682.90	-0.015427
11/22/2008	693.60		693.60	-0.015192
11/21/2008	704.30		704.30	-0.011647
11/20/2008	712.60		712.60	-0.089911
11/19/2008	783.00		783.00	0.004619
11/18/2008	779.40	18.00	779.40	0.004640
11/17/2008	775.80	3.60	775.80	0.004662
11/16/2008	772.20		772.20	0.004684
11/15/2008	768.60		768.60	0.004706
11/14/2008	765.00		765.00	-0.018916
11/13/2008	779.75		779.75	-0.018565
11/12/2008	794.50		794.50	-0.017316
11/11/2008	808.50		808.50	0.040541
11/10/2008	777.00		777.00	-0.034183
11/9/2008	804.50	110.00	804.50	-0.033053
11/8/2008	832.00	27.50	832.00	-0.031995
11/7/2008	859.50		859.50	-0.031003
11/6/2008	887.00		887.00	0.042916
11/5/2008	850.50		850.50	0.044840
11/4/2008	814.00		814.00	0.033546
11/3/2008	787.58	105.70	787.58	0.034724
11/2/2008	761.15	26.43	761.15	0.035959
11/1/2008	734.73		734.73	0.037315
10/31/2008	708.30		708.30	0.042538
10/30/2008	679.40		679.40	0.044427
10/29/2008	650.50		650.50	0.000000
10/28/2008	650.50		650.50	0.000000
10/27/2008	650.50		650.50	-0.056563
10/26/2008	689.50	117.00	689.50	-0.053535
10/25/2008	728.50	39.00	728.50	-0.050814
10/24/2008	767.50		767.50	0.028545
10/23/2008	746.20		746.20	-0.039640
10/22/2008	777.00		777.00	-0.002887
10/21/2008	779.25		779.25	-0.002879
10/20/2008	781.50		781.50	-0.018426
10/19/2008	796.17	44.00	796.17	-0.018080
10/18/2008	810.83	14.67	810.83	-0.017771
10/17/2008	825.50		825.50	-0.059795
10/16/2008	878.00		878.00	-0.056421
10/15/2008	930.50		930.50	0.196323
10/14/2008	777.80		777.80	-0.136737
10/13/2008	901.00		901.00	-0.000422
10/12/2008	901.38	1.50	901.38	-0.000410
10/11/2008	901.75	0.38	901.75	-0.000421
10/10/2008	902.13		902.13	-0.000410
10/9/2008	902.50		902.50	0.007873
10/8/2008	895.45		895.45	0.007936
10/7/2008	888.40		888.40	-0.133268
10/6/2008	1025.00		1025.00	-0.019139
10/5/2008	1045.00	-60.00	1045.00	-0.018779
10/4/2008	1065.00	-20.00	1065.00	-0.018433
10/3/2008	1085.00		1085.00	0.019737
10/2/2008	1064.00		1064.00	0.007099
10/1/2008	1056.50		1056.50	0.007150
9/30/2008	1049.00		1049.00	-0.044627

9/29/2008	1098.00		1098.00	-0.000910
9/28/2008	1099.00	3.00	1099.00	-0.000909
9/27/2008	1100.00	1.00	1100.00	-0.000908
9/26/2008	1101.00		1101.00	0.024186
9/25/2008	1075.00		1075.00	-0.028907
9/24/2008	1107.00		1107.00	0.023578
9/23/2008	1081.50		1081.50	0.075050
9/22/2008	1006.00		1006.00	-0.007645
9/21/2008	1013.75	31.00	1013.75	-0.007587
9/20/2008	1021.50	7.75	1021.50	-0.007530
9/19/2008	1029.25		1029.25	-0.007473
9/18/2008	1037.00		1037.00	-0.012381
9/17/2008	1050.00		1050.00	-0.003322
9/16/2008	1053.50		1053.50	-0.003311
9/15/2008	1057.00		1057.00	0.009551
9/14/2008	1047.00	30.00	1047.00	0.009643
9/13/2008	1037.00	10.00	1037.00	0.009737
9/12/2008	1027.00		1027.00	-0.063810
9/11/2008	1097.00		1097.00	-0.024455
9/10/2008	1124.50		1124.50	-0.023872
9/9/2008	1152.00		1152.00	-0.049505
9/8/2008	1212.00		1212.00	-0.000412
9/7/2008	1212.50	2.00	1212.50	-0.000412
9/6/2008	1213.00	0.50	1213.00	-0.000412
9/5/2008	1213.50		1213.50	-0.000412
9/4/2008	1214.00		1214.00	-0.034208
9/3/2008	1257.00		1257.00	0.000000
9/2/2008	1257.00		1257.00	0.009639
9/1/2008	1245.00		1245.00	
			oč. 1denní výnos:	-0.000471
			oč. roční výnos:	-0.171449
			rozptyl:	0.000557
			riziko:	0.023609



8/31/2009	386.30		2.90	386.30	0.002517
8/30/2009	385.33	0.96666667		385.33	0.002498
8/29/2009	384.37			384.37	0.002530
8/28/2009	383.40			383.40	-0.004026
8/27/2009	384.95			384.95	-0.004010
8/26/2009	386.50			386.50	0.002334
8/25/2009	385.60			385.60	0.015539
8/24/2009	379.70		8.20	379.70	0.007242
8/23/2009	376.97	2.73333333		376.97	0.007322
8/22/2009	374.23			374.23	0.007349
8/21/2009	371.50			371.50	0.020604
8/20/2009	364.00			364.00	0.021038
8/19/2009	356.50			356.50	-0.091951
8/18/2009	392.60		24.60	392.60	0.015914
8/17/2009	386.45		6.15	386.45	0.016171
8/16/2009	380.30			380.30	0.016437
8/15/2009	374.15			374.15	0.016712
8/14/2009	368.00			368.00	0.047240
8/13/2009	351.40			351.40	0.049582
8/12/2009	334.80			334.80	0.006161
8/11/2009	332.75			332.75	0.006199
8/10/2009	330.70		10.20	330.70	-0.010177
8/9/2009	334.10		3.4	334.10	-0.010074
8/8/2009	337.50			337.50	-0.009974
8/7/2009	340.90			340.90	0.058367
8/6/2009	322.10			322.10	-0.046477
8/5/2009	337.80			337.80	0.088975
8/4/2009	310.20		4.20	310.20	0.003396
8/3/2009	309.15		1.05	309.15	0.003408
8/2/2009	308.10			308.10	0.003420
8/1/2009	307.05			307.05	0.003431
7/31/2009	306.00			306.00	0.003279
7/30/2009	305.00			305.00	-0.013583
7/29/2009	309.20			309.20	0.000000
7/28/2009	309.20		6.50	309.20	0.005267
7/27/2009	307.58		1.625	307.58	0.005328
7/26/2009	305.95			305.95	0.005323
7/25/2009	304.33			304.33	0.005385
7/24/2009	302.70			302.70	-0.041785
7/23/2009	315.90			315.90	0.013637
7/22/2009	311.65			311.65	0.013826
7/21/2009	307.40			307.40	0.006219
7/20/2009	305.50		8.30	305.50	0.006822
7/19/2009	303.43		2.075	303.43	0.006902
7/18/2009	301.35			301.35	0.006917
7/17/2009	299.28			299.28	0.006999
7/16/2009	297.20			297.20	0.042807
7/15/2009	285.00			285.00	0.000000
7/14/2009	285.00			285.00	0.000000
7/13/2009	285.00		24.40	285.00	0.029364
7/12/2009	276.87	8.13333333		276.87	0.030291
7/11/2009	268.73			268.73	0.031197
7/10/2009	260.60			260.60	0.010469
7/9/2009	257.90			257.90	0.010580
7/8/2009	255.20			255.20	-0.008162
7/7/2009	257.30			257.30	0.000000

7/6/2009	257.30	15.70	257.30	-0.019922
7/5/2009	262.53	5.23333333	262.53	-0.019569
7/4/2009	267.77		267.77	-0.019158
7/3/2009	273.00		273.00	0.014304
7/2/2009	269.15		269.15	0.014512
7/1/2009	265.30		265.30	-0.017953
6/30/2009	270.15		270.15	-0.017636
6/29/2009	275.00	3.60	275.00	-0.004345
6/28/2009	276.20	1.2	276.20	-0.004326
6/27/2009	277.40		277.40	-0.004307
6/26/2009	278.60		278.60	-0.038647
6/25/2009	289.80		289.80	-0.010415
6/24/2009	292.85		292.85	-0.010308
6/23/2009	295.90		295.90	-0.012350
6/22/2009	299.60	11.50	299.60	-0.012622
6/21/2009	303.43	3.83333333	303.43	-0.012497
6/20/2009	307.27		307.27	-0.012311
6/19/2009	311.10		311.10	-0.000161
6/18/2009	311.15		311.15	-0.000161
6/17/2009	311.20		311.20	-0.037129
6/16/2009	323.20	5.30	323.20	-0.004098
6/15/2009	324.53	1.325	324.53	-0.004051
6/14/2009	325.85		325.85	-0.004065
6/13/2009	327.18		327.18	-0.004018
6/12/2009	328.50		328.50	-0.002278
6/11/2009	329.25		329.25	-0.002273
6/10/2009	330.00		330.00	0.008866
6/9/2009	327.10		327.10	0.040725
6/8/2009	314.30	23.40	314.30	-0.024216
6/7/2009	322.10	7.8	322.10	-0.023644
6/6/2009	329.90		329.90	-0.023097
6/5/2009	337.70		337.70	0.000000
6/4/2009	337.70		337.70	-0.011272
6/3/2009	341.55		341.55	-0.011146
6/2/2009	345.40		345.40	-0.009180
6/1/2009	348.60	2.60	348.60	0.002502
5/31/2009	347.73	0.86666667	347.73	0.002479
5/30/2009	346.87		346.87	0.002514
5/29/2009	346.00		346.00	0.042169
5/28/2009	332.00		332.00	-0.006880
5/27/2009	334.30		334.30	-0.006833
5/26/2009	336.60		336.60	0.005977
5/25/2009	334.60	25.40	334.60	-0.024689
5/24/2009	343.07	8.46666667	343.07	-0.024066
5/23/2009	351.53		351.53	-0.023528
5/22/2009	360.00		360.00	0.025641
5/21/2009	351.00		351.00	0.082999
5/20/2009	324.10		324.10	0.047004
5/19/2009	309.55		309.55	0.049322
5/18/2009	295.00	50.10	295.00	-0.053577
5/17/2009	311.70	16.7	311.70	-0.050853
5/16/2009	328.40		328.40	-0.048392
5/15/2009	345.10		345.10	-0.082547
5/14/2009	376.15		376.15	-0.076252
5/13/2009	407.20		407.20	0.078390
5/12/2009	377.60	108.10	377.60	0.060734

5/11/2009	355.98	21.62	355.98	0.064661
5/10/2009	334.36		334.36	0.069131
5/9/2009	312.74		312.74	0.074265
5/8/2009	291.12		291.12	0.080223
5/7/2009	269.50		269.50	0.086694
5/6/2009	248.00		248.00	0.128812
5/5/2009	219.70	10.10	219.70	0.009280
5/4/2009	217.68	2.02	217.68	0.009367
5/3/2009	215.66		215.66	0.009455
5/2/2009	213.64		213.64	0.009545
5/1/2009	211.62		211.62	0.009637
4/30/2009	209.60		209.60	0.018465
4/29/2009	205.80		205.80	0.003168
4/28/2009	205.15		205.15	0.003178
4/27/2009	204.50	1.00	204.50	-0.001611
4/26/2009	204.83	0.33333333	204.83	-0.001657
4/25/2009	205.17		205.17	-0.001606
4/24/2009	205.50		205.50	0.000000
4/23/2009	205.50		205.50	0.002195
4/22/2009	205.05		205.05	0.002199
4/21/2009	204.60	1.60	204.60	0.001959
4/20/2009	204.20	0.4	204.20	0.001963
4/19/2009	203.80		203.80	0.001967
4/18/2009	203.40		203.40	0.001970
4/17/2009	203.00		203.00	-0.001230
4/16/2009	203.25		203.25	-0.001229
4/15/2009	203.50		203.50	-0.004403
4/14/2009	204.40		204.40	0.000000
4/13/2009	204.40		204.40	0.000000
4/12/2009	204.40		204.40	0.000000
4/11/2009	204.40		204.40	0.000000
4/10/2009	204.40		204.40	-0.002927
4/9/2009	205.00		205.00	0.000000
4/8/2009	205.00		205.00	0.007371
4/7/2009	203.50		203.50	0.007426
4/6/2009	202.00	5.49	202.00	0.009142
4/5/2009	200.17	1.83	200.17	0.009227
4/4/2009	198.34		198.34	0.009313
4/3/2009	196.51		196.51	-0.002538
4/2/2009	197.01		197.01	-0.002532
4/1/2009	197.51		197.51	0.008836
3/31/2009	195.78		195.78	-0.040294
3/30/2009	204.00	1.90	204.00	0.003098
3/29/2009	203.37	0.63333333	203.37	0.003157
3/28/2009	202.73		202.73	0.003117
3/27/2009	202.10		202.10	-0.014387
3/26/2009	205.05		205.05	-0.014183
3/25/2009	208.00		208.00	-0.016548
3/24/2009	211.50	9.40	211.50	-0.010989
3/23/2009	213.85	2.35	213.85	-0.010870
3/22/2009	216.20		216.20	-0.010753
3/21/2009	218.55		218.55	-0.010638
3/20/2009	220.90		220.90	0.026964
3/19/2009	215.10		215.10	-0.002319
3/18/2009	215.60		215.60	0.013158
3/17/2009	212.80		212.80	0.013333

3/16/2009	210.00	0.10	210.00	-0.000143
3/15/2009	210.03	0.025	210.03	-0.000095
3/14/2009	210.05		210.05	-0.000143
3/13/2009	210.08		210.08	-0.000095
3/12/2009	210.10		210.10	-0.060376
3/11/2009	223.60		223.60	-0.038693
3/10/2009	232.60		232.60	-0.037252
3/9/2009	241.60	2.40	241.60	-0.003300
3/8/2009	242.40	0.8	242.40	-0.003289
3/7/2009	243.20		243.20	-0.003279
3/6/2009	244.00		244.00	0.007848
3/5/2009	242.10		242.10	0.139294
3/4/2009	212.50		212.50	0.000000
3/3/2009	212.50	3.60	212.50	-0.004217
3/2/2009	213.40	0.9	213.40	-0.004200
3/1/2009	214.30		214.30	-0.004182
2/28/2009	215.20		215.20	-0.004165
2/27/2009	216.10		216.10	0.002784
2/26/2009	215.50		215.50	-0.015307
2/25/2009	218.85		218.85	-0.015077
2/24/2009	222.20		222.20	0.096742
2/23/2009	202.60	6.40	202.60	-0.007835
2/22/2009	204.20	1.6	204.20	-0.007775
2/21/2009	205.80		205.80	-0.007715
2/20/2009	207.40		207.40	-0.007656
2/19/2009	209.00		209.00	-0.045444
2/18/2009	218.95		218.95	-0.043469
2/17/2009	228.90		228.90	-0.000437
2/16/2009	229.00	19.90	229.00	0.029815
2/15/2009	222.37	6.633333333	222.37	0.030779
2/14/2009	215.73		215.73	0.031707
2/13/2009	209.10		209.10	0.000000
2/12/2009	209.10		209.10	-0.034626
2/11/2009	216.60		216.60	0.024113
2/10/2009	211.50		211.50	-0.064159
2/9/2009	226.00		226.00	0.000000
2/8/2009	226.00		226.00	0.000000
2/7/2009	226.00		226.00	0.000000
2/6/2009	226.00		226.00	-0.056367
2/5/2009	239.50		239.50	-0.018443
2/4/2009	244.00		244.00	-0.004488
2/3/2009	245.10		245.10	-0.037313
2/2/2009	254.60		254.60	0.000000
2/1/2009	254.60		254.60	0.000000
1/31/2009	254.60		254.60	0.000000
1/30/2009	254.60		254.60	-0.005857
1/29/2009	256.10		256.10	0.016270
1/28/2009	252.00		252.00	-0.000397
1/27/2009	252.10		252.10	0.000000
1/26/2009	252.10		252.10	0.000000
1/25/2009	252.10		252.10	0.000000
1/24/2009	252.10		252.10	0.000000
1/23/2009	252.10		252.10	-0.003557
1/22/2009	253.00		253.00	0.000000
1/21/2009	253.00		253.00	-0.012105
1/20/2009	256.10		256.10	0.000000

1/19/2009	256.10	0.50	256.10	0.000664
1/18/2009	255.93	0.16666667	255.93	0.000626
1/17/2009	255.77		255.77	0.000665
1/16/2009	255.60		255.60	0.000000
1/15/2009	255.60		255.60	-0.035108
1/14/2009	264.90		264.90	0.040864
1/13/2009	254.50		254.50	0.000000
1/12/2009	254.50	0.90	254.50	0.001180
1/11/2009	254.20	0.3	254.20	0.001182
1/10/2009	253.90		253.90	0.001183
1/9/2009	253.60		253.60	-0.023112
1/8/2009	259.60		259.60	0.000000
1/7/2009	259.60		259.60	0.027712
1/6/2009	252.60		252.60	-0.030698
1/5/2009	260.60	0.60	260.60	0.000768
1/4/2009	260.40	0.2	260.40	0.000769
1/3/2009	260.20		260.20	0.000769
1/2/2009	260.00		260.00	0.000000
1/1/2009	260.00		260.00	0.000000
12/31/2008	260.00		260.00	0.000000
12/30/2008	260.00		260.00	0.106383
12/29/2008	235.00	17.00	235.00	-0.011899
12/28/2008	237.83	2.83333333	237.83	-0.011800
12/27/2008	240.67		240.67	-0.011622
12/26/2008	243.50		243.50	-0.011489
12/25/2008	246.33		246.33	-0.011398
12/24/2008	249.17		249.17	-0.011230
12/23/2008	252.00		252.00	0.008000
12/22/2008	250.00	3.00	250.00	-0.003984
12/21/2008	251.00	1	251.00	-0.003968
12/20/2008	252.00		252.00	-0.003953
12/19/2008	253.00		253.00	-0.015564
12/18/2008	257.00		257.00	-0.025777
12/17/2008	263.80		263.80	0.000000
12/16/2008	263.80		263.80	0.000000
12/15/2008	263.80		263.80	0.000000
12/14/2008	263.80		263.80	0.000000
12/13/2008	263.80		263.80	0.000000
12/12/2008	263.80		263.80	0.003042
12/11/2008	263.00		263.00	0.000000
12/10/2008	263.00		263.00	0.000000
12/9/2008	263.00		263.00	-0.050542
12/8/2008	277.00	13.00	277.00	-0.015391
12/7/2008	281.33	4.33333333	281.33	-0.015192
12/6/2008	285.67		285.67	-0.014931
12/5/2008	290.00		290.00	0.000000
12/4/2008	290.00		290.00	0.074074
12/3/2008	270.00		270.00	0.000000
12/2/2008	270.00		270.00	-0.000370
12/1/2008	270.10		270.10	0.000000
11/30/2008	270.10		270.10	0.000000
11/29/2008	270.10		270.10	0.000000
11/28/2008	270.10		270.10	-0.066044
11/27/2008	289.20		289.20	-0.002070
11/26/2008	289.80		289.80	0.012933
11/25/2008	286.10		286.10	-0.038319

11/24/2008	297.50	0.50	297.50	0.000572
11/23/2008	297.33	0.16666667	297.33	0.000538
11/22/2008	297.17		297.17	0.000572
11/21/2008	297.00		297.00	0.000000
11/20/2008	297.00		297.00	0.033763
11/19/2008	287.30		287.30	-0.024448
11/18/2008	294.50		294.50	0.001701
11/17/2008	294.00	0.60	294.00	0.000681
11/16/2008	293.80	0.2	293.80	0.000681
11/15/2008	293.60		293.60	0.000682
11/14/2008	293.40		293.40	0.000000
11/13/2008	293.40		293.40	-0.006770
11/12/2008	295.40		295.40	0.000000
11/11/2008	295.40		295.40	-0.000338
11/10/2008	295.50	9.00	295.50	0.010256
11/9/2008	292.50	3	292.50	0.010363
11/8/2008	289.50		289.50	0.010471
11/7/2008	286.50		286.50	0.000000
11/6/2008	286.50		286.50	-0.022851
11/5/2008	293.20		293.20	0.000000
11/4/2008	293.20		293.20	0.000000
11/3/2008	293.20		293.20	0.000000
11/2/2008	293.20		293.20	0.000000
11/1/2008	293.20		293.20	0.000000
10/31/2008	293.20		293.20	-0.011130
10/30/2008	296.50		296.50	-0.010017
10/29/2008	299.50		299.50	-0.004322
10/28/2008	300.80		300.80	-0.004303
10/27/2008	302.10		302.10	0.000000
10/26/2008	302.10		302.10	0.000000
10/25/2008	302.10		302.10	0.000000
10/24/2008	302.10		302.10	0.020263
10/23/2008	296.10		296.10	-0.010030
10/22/2008	299.10		299.10	0.012183
10/21/2008	295.50	20.50	295.50	-0.017064
10/20/2008	300.63	5.125	300.63	-0.016746
10/19/2008	305.75		305.75	-0.016502
10/18/2008	310.88		310.88	-0.016203
10/17/2008	316.00		316.00	0.000000
10/16/2008	316.00		316.00	0.035726
10/15/2008	305.10		305.10	0.207838
10/14/2008	252.60		252.60	0.000000
10/13/2008	252.60	22.50	252.60	-0.028835
10/12/2008	260.10	7.5	260.10	-0.028027
10/11/2008	267.60		267.60	-0.027263
10/10/2008	275.10		275.10	0.036158
10/9/2008	265.50		265.50	-0.084483
10/8/2008	290.00		290.00	-0.031720
10/7/2008	299.50		299.50	-0.030744
10/6/2008	309.00	9.10	309.00	-0.009711
10/5/2008	312.03	3.03333333	312.03	-0.009649
10/4/2008	315.07		315.07	-0.009525
10/3/2008	318.10		318.10	0.046382
10/2/2008	304.00		304.00	0.021505
10/1/2008	297.60		297.60	-0.070000
9/30/2008	320.00		320.00	0.062770

9/29/2008	301.10		301.10	0.000000
9/28/2008	301.10		301.10	0.000000
9/27/2008	301.10		301.10	0.000000
9/26/2008	301.10		301.10	0.090547
9/25/2008	276.10		276.10	0.000000
9/24/2008	276.10		276.10	0.061923
9/23/2008	260.00		260.00	0.155556
9/22/2008	225.00	6.1	225.00	-0.008942
9/21/2008	227.03	2.03333333	227.03	-0.008906
9/20/2008	229.07		229.07	-0.008784
9/19/2008	231.10		231.10	-0.202691
9/18/2008	289.85		289.85	-0.168531
9/17/2008	348.60		348.60	0.000000
9/16/2008	348.60	73.00	348.60	-0.049748
9/15/2008	366.85	18.25	366.85	-0.047390
9/14/2008	385.10		385.10	-0.045246
9/13/2008	403.35		403.35	-0.043287
9/12/2008	421.60		421.60	-0.080680
9/11/2008	458.60		458.60	0.000000
9/10/2008	458.60		458.60	-0.012064
9/9/2008	464.20		464.20	-0.052846
9/8/2008	490.10		490.10	0.000000
9/7/2008	490.10		490.10	0.000000
9/6/2008	490.10		490.10	0.000000
9/5/2008	490.10		490.10	0.015541
9/4/2008	482.60		482.60	0.042108
9/3/2008	463.10		463.10	0.000000
9/2/2008	463.10		463.10	0.014236
9/1/2008	456.60		456.60	
		oč. 1denní výnos:		0.000130
		oč. roční výnos:		0.047174
		rozptyl:		0.001185
		riziko:		0.034429
				0.431463

8/31/2009	762.10		762.10	0.005767
8/30/2009	757.73	-13.10	757.73	0.005787
8/29/2009	753.37	-4.37	753.37	0.005834
8/28/2009	749.00		749.00	-0.019634
8/27/2009	764.00		764.00	-0.004560
8/26/2009	767.50		767.50	0.083122
8/25/2009	708.60		708.60	0.003256
8/24/2009	706.30	9.20	706.30	0.003267
8/23/2009	704.00	2.30	704.00	0.003278
8/22/2009	701.70		701.70	0.003289
8/21/2009	699.40		699.40	-0.001000
8/20/2009	700.10		700.10	-0.012553
8/19/2009	709.00		709.00	-0.011158
8/18/2009	717.00		717.00	0.008013
8/17/2009	711.30		711.30	0.015012
8/16/2009	700.78	42.10	700.78	0.015255
8/15/2009	690.25	10.53	690.25	0.015477
8/14/2009	679.73		679.73	0.015735
8/13/2009	669.20		669.20	-0.031548
8/12/2009	691.00		691.00	-0.033296
8/11/2009	714.80		714.80	-0.019210
8/10/2009	728.80		728.80	0.023265
8/9/2009	712.23	49.70	712.23	0.023804
8/8/2009	695.67	16.57	695.67	0.024400
8/7/2009	679.10		679.10	0.018141
8/6/2009	667.00		667.00	0.019878
8/5/2009	654.00		654.00	0.054329
8/4/2009	620.30		620.30	0.057450
8/3/2009	586.60		586.60	0.019110
8/2/2009	575.60	44.00	575.60	0.019483
8/1/2009	564.60	11.00	564.60	0.019870
7/31/2009	553.60		553.60	0.020273
7/30/2009	542.60		542.60	-0.018274
7/29/2009	552.70		552.70	0.020495
7/28/2009	541.60		541.60	0.020924
7/27/2009	530.50		530.50	-0.001881
7/26/2009	531.50	4.00	531.50	-0.001878
7/25/2009	532.50		532.50	-0.001874
7/24/2009	533.50		533.50	-0.001871
7/23/2009	534.50		534.50	0.020038
7/22/2009	524.00		524.00	0.009439
7/21/2009	519.10		519.10	0.009726
7/20/2009	514.10		514.10	-0.011916
7/19/2009	520.30		520.30	0.013440
7/18/2009	513.40		513.40	0.013623
7/17/2009	506.50		506.50	0.039401
7/16/2009	487.30		487.30	0.041239
7/15/2009	468.00		468.00	0.011673
7/14/2009	462.60		462.60	0.012032
7/13/2009	457.10		457.10	-0.002466
7/12/2009	458.23	3.40	458.23	-0.002482
7/11/2009	459.37	1.13	459.37	-0.002454
7/10/2009	460.50		460.50	-0.013073
7/9/2009	466.60		466.60	-0.012696
7/8/2009	472.60		472.60	-0.025567
7/7/2009	485.00		485.00	-0.007470

7/6/2009	488.65	14.60	488.65	-0.007414
7/5/2009	492.30	3.65	492.30	-0.007360
7/4/2009	495.95		495.95	-0.007306
7/3/2009	499.60		499.60	0.010722
7/2/2009	494.30		494.30	0.010838
7/1/2009	489.00		489.00	0.011899
6/30/2009	483.25		483.25	0.012042
6/29/2009	477.50		477.50	-0.001464
6/28/2009	478.20	2.10	478.20	-0.001462
6/27/2009	478.90	0.70	478.90	-0.001460
6/26/2009	479.60		479.60	0.045336
6/25/2009	458.80		458.80	-0.039967
6/24/2009	477.90		477.90	-0.038431
6/23/2009	497.00		497.00	0.001713
6/22/2009	496.15	3.40	496.15	0.001716
6/21/2009	495.30	0.85	495.30	0.001719
6/20/2009	494.45		494.45	0.001722
6/19/2009	493.60		493.60	-0.020829
6/18/2009	504.10		504.10	-0.032438
6/17/2009	521.00		521.00	0.000000
6/16/2009	521.00		521.00	-0.015123
6/15/2009	529.00	32.00	529.00	-0.014898
6/14/2009	537.00	8.00	537.00	-0.014679
6/13/2009	545.00		545.00	-0.014467
6/12/2009	553.00		553.00	0.010969
6/11/2009	547.00		547.00	0.009039
6/10/2009	542.10		542.10	0.009309
6/9/2009	537.10		537.10	0.035074
6/8/2009	518.90		518.90	0.007221
6/7/2009	515.18	14.90	515.18	0.007293
6/6/2009	511.45	3.72	511.45	0.007327
6/5/2009	507.73		507.73	0.007401
6/4/2009	504.00		504.00	0.020449
6/3/2009	493.90		493.90	0.000000
6/2/2009	493.90		493.90	0.012235
6/1/2009	487.93	23.90	487.93	0.012408
5/31/2009	481.95	5.97	481.95	0.012543
5/30/2009	475.98		475.98	0.012723
5/29/2009	470.00		470.00	0.000000
5/28/2009	470.00		470.00	-0.030928
5/27/2009	485.00		485.00	-0.004107
5/26/2009	487.00		487.00	-0.004090
5/25/2009	489.00		489.00	-0.010262
5/24/2009	494.07	15.20	494.07	-0.010138
5/23/2009	499.13	5.07	499.13	-0.010056
5/22/2009	504.20		504.20	0.050198
5/21/2009	480.10		480.10	0.052851
5/20/2009	456.00		456.00	0.004405
5/19/2009	454.00		454.00	0.004425
5/18/2009	452.00		452.00	-0.020224
5/17/2009	461.33	28.00	461.33	-0.019844
5/16/2009	470.67	9.33	470.67	-0.019438
5/15/2009	480.00		480.00	-0.067961
5/14/2009	515.00		515.00	-0.063636
5/13/2009	550.00		550.00	-0.002901
5/12/2009	551.60		551.60	0.014269

5/11/2009	543.84	38.80	543.84	0.014475
5/10/2009	536.08	7.76	536.08	0.014688
5/9/2009	528.32		528.32	0.014907
5/8/2009	520.56		520.56	0.015133
5/7/2009	512.80		512.80	0.108278
5/6/2009	462.70		462.70	0.063434
5/5/2009	435.10		435.10	0.067730
5/4/2009	407.50		407.50	0.000000
5/3/2009	407.50		407.50	0.000000
5/2/2009	407.50		407.50	0.000000
5/1/2009	407.50		407.50	0.000000
4/30/2009	407.50		407.50	-0.000491
4/29/2009	407.70		407.70	-0.023707
4/28/2009	417.60		417.60	0.005345
4/27/2009	415.38	8.90	415.38	0.005398
4/26/2009	413.15	2.23	413.15	0.005402
4/25/2009	410.93		410.93	0.005456
4/24/2009	408.70		408.70	0.047680
4/23/2009	390.10		390.10	-0.043873
4/22/2009	408.00		408.00	0.000000
4/21/2009	408.00		408.00	-0.050721
4/20/2009	429.80		429.80	0.002496
4/19/2009	428.73	3.20	428.73	0.002479
4/18/2009	427.67	1.07	427.67	0.002508
4/17/2009	426.60		426.60	0.021063
4/16/2009	417.80		417.80	0.021516
4/15/2009	409.00		409.00	0.015644
4/14/2009	402.70	31.50	402.70	0.015893
4/13/2009	396.40	6.30	396.40	0.016150
4/12/2009	390.10		390.10	0.016415
4/11/2009	383.80		383.80	0.016689
4/10/2009	377.50		377.50	0.022204
4/9/2009	369.30		369.30	0.022992
4/8/2009	361.00		361.00	-0.101096
4/7/2009	401.60		401.60	0.036655
4/6/2009	387.40		387.40	0.000000
4/5/2009	387.40		387.40	0.000000
4/4/2009	387.40		387.40	0.000000
4/3/2009	387.40		387.40	0.077758
4/2/2009	359.45		359.45	0.084314
4/1/2009	331.50		331.50	-0.100407
3/31/2009	368.50		368.50	-0.091245
3/30/2009	405.50		405.50	0.000000
3/29/2009	405.50		405.50	0.000000
3/28/2009	405.50		405.50	0.000000
3/27/2009	405.50		405.50	0.107923
3/26/2009	366.00		366.00	0.051422
3/25/2009	348.10		348.10	0.000000
3/24/2009	348.10		348.10	0.011625
3/23/2009	344.10		344.10	0.055295
3/22/2009	326.07	54.10	326.07	0.058566
3/21/2009	308.03	18.03	308.03	0.062172
3/20/2009	290.00		290.00	0.055313
3/19/2009	274.80		274.80	0.058960
3/18/2009	259.50		259.50	0.019046
3/17/2009	254.65		254.65	0.019416

3/16/2009	249.80		249.80	0.008356
3/15/2009	247.73	6.20	247.73	0.008385
3/14/2009	245.67	2.07	245.67	0.008498
3/13/2009	243.60		243.60	0.108785
3/12/2009	219.70		219.70	0.000000
3/11/2009	219.70		219.70	0.011976
3/10/2009	217.10		217.10	0.012121
3/9/2009	214.50		214.50	-0.003484
3/8/2009	215.25	3.00	215.25	-0.003472
3/7/2009	216.00	0.75	216.00	-0.003460
3/6/2009	216.75		216.75	-0.003448
3/5/2009	217.50		217.50	0.038186
3/4/2009	209.50		209.50	-0.028744
3/3/2009	215.70		215.70	0.010304
3/2/2009	213.50		213.50	0.000000
3/1/2009	213.50		213.50	0.000000
2/28/2009	213.50		213.50	0.000000
2/27/2009	213.50		213.50	0.054321
2/26/2009	202.50		202.50	-0.014599
2/25/2009	205.50		205.50	-0.014388
2/24/2009	208.50		208.50	0.004674
2/23/2009	207.53	3.90	207.53	0.004745
2/22/2009	206.55	0.98	206.55	0.004718
2/21/2009	205.58		205.58	0.004790
2/20/2009	204.60		204.60	-0.078378
2/19/2009	222.00		222.00	-0.146154
2/18/2009	260.00		260.00	0.000000
2/17/2009	260.00		260.00	-0.066427
2/16/2009	278.50		278.50	-0.013566
2/15/2009	282.33	11.50	282.33	-0.013419
2/14/2009	286.17	3.83	286.17	-0.013207
2/13/2009	290.00		290.00	-0.092048
2/12/2009	319.40		319.40	0.000000
2/11/2009	319.40		319.40	0.061130
2/10/2009	301.00		301.00	0.000000
2/9/2009	301.00		301.00	-0.019129
2/8/2009	306.87	17.60	306.87	-0.018738
2/7/2009	312.73	5.87	312.73	-0.018424
2/6/2009	318.60		318.60	0.006635
2/5/2009	316.50		316.50	0.000000
2/4/2009	316.50		316.50	-0.015552
2/3/2009	321.50		321.50	-0.006182
2/2/2009	323.50		323.50	-0.006450
2/1/2009	325.60	6.30	325.60	-0.006408
1/31/2009	327.70	2.10	327.70	-0.006367
1/30/2009	329.80		329.80	0.046984
1/29/2009	315.00		315.00	0.019417
1/28/2009	309.00		309.00	0.000000
1/27/2009	309.00		309.00	0.067358
1/26/2009	289.50		289.50	-0.011945
1/25/2009	293.00	10.50	293.00	-0.011804
1/24/2009	296.50	3.50	296.50	-0.011667
1/23/2009	300.00		300.00	-0.022801
1/22/2009	307.00		307.00	-0.103650
1/21/2009	342.50		342.50	0.000000
1/20/2009	342.50		342.50	-0.117268

1/19/2009	388.00		388.00	0.015255
1/18/2009	382.17	17.50	382.17	0.015518
1/17/2009	376.33	5.83	376.33	0.015735
1/16/2009	370.50		370.50	-0.021136
1/15/2009	378.50		378.50	-0.038119
1/14/2009	393.50		393.50	0.000000
1/13/2009	393.50		393.50	-0.043742
1/12/2009	411.50		411.50	0.000000
1/11/2009	411.50		411.50	0.000000
1/10/2009	411.50		411.50	0.000000
1/9/2009	411.50		411.50	-0.040793
1/8/2009	429.00		429.00	0.000000
1/7/2009	429.00		429.00	0.016588
1/6/2009	422.00		422.00	0.002375
1/5/2009	421.00		421.00	0.010392
1/4/2009	416.67	13.00	416.67	0.010526
1/3/2009	412.33	4.33	412.33	0.010613
1/2/2009	408.00		408.00	0.000000
1/1/2009	408.00		408.00	0.000000
12/31/2008	408.00		408.00	0.000000
12/30/2008	408.00		408.00	0.110204
12/29/2008	367.50		367.50	0.004785
12/28/2008	365.75	10.50	365.75	0.004808
12/27/2008	364.00	1.75	364.00	0.004831
12/26/2008	362.25		362.25	0.004854
12/25/2008	360.50		360.50	0.004878
12/24/2008	358.75		358.75	0.004902
12/23/2008	357.00		357.00	0.000000
12/22/2008	357.00		357.00	0.000000
12/21/2008	357.00		357.00	0.000000
12/20/2008	357.00		357.00	0.000000
12/19/2008	357.00		357.00	-0.032520
12/18/2008	369.00		369.00	-0.018617
12/17/2008	376.00		376.00	-0.060000
12/16/2008	400.00		400.00	0.000000
12/15/2008	400.00		400.00	-0.020808
12/14/2008	408.50	8.50	408.50	-0.020384
12/13/2008	417.00	25.50	417.00	-0.019976
12/12/2008	425.50		425.50	-0.008621
12/11/2008	429.20		429.20	-0.008547
12/10/2008	432.90		432.90	0.084962
12/9/2008	399.00		399.00	0.000000
12/8/2008	399.00		399.00	0.001330
12/7/2008	398.47	1.60	398.47	0.001357
12/6/2008	397.93	0.53	397.93	0.001334
12/5/2008	397.40		397.40	-0.008978
12/4/2008	401.00		401.00	-0.082380
12/3/2008	437.00		437.00	0.000000
12/2/2008	437.00		437.00	0.012746
12/1/2008	431.50		431.50	0.000000
11/30/2008	431.50		431.50	0.000000
11/29/2008	431.50		431.50	0.000000
11/28/2008	431.50		431.50	0.064118
11/27/2008	405.50		405.50	0.037615
11/26/2008	390.80		390.80	0.039085
11/25/2008	376.10		376.10	0.065439

11/24/2008	353.00		353.00	-0.013057
11/23/2008	357.67	14.00	357.67	-0.012861
11/22/2008	362.33	4.67	362.33	-0.012725
11/21/2008	367.00		367.00	0.002048
11/20/2008	366.25		366.25	0.002052
11/19/2008	365.50		365.50	0.048780
11/18/2008	348.50		348.50	0.000000
11/17/2008	348.50		348.50	-0.049969
11/16/2008	366.83	55.00	366.83	-0.047615
11/15/2008	385.17	18.33	385.17	-0.045428
11/14/2008	403.50		403.50	0.000000
11/13/2008	403.50		403.50	-0.101436
11/12/2008	449.05		449.05	-0.092095
11/11/2008	494.60		494.60	-0.002018
11/10/2008	495.60		495.60	-0.003278
11/9/2008	497.23	4.90	497.23	-0.003287
11/8/2008	498.87	1.63	498.87	-0.003257
11/7/2008	500.50		500.50	-0.004970
11/6/2008	503.00		503.00	-0.011399
11/5/2008	508.80		508.80	-0.011271
11/4/2008	514.60		514.60	-0.017189
11/3/2008	523.60		523.60	0.057564
11/2/2008	495.10	85.50	495.10	0.061080
11/1/2008	466.60	28.50	466.60	0.065054
10/31/2008	438.10		438.10	0.030096
10/30/2008	425.30		425.30	0.031030
10/29/2008	412.50		412.50	-0.116324
10/28/2008	466.80		466.80	-0.104203
10/27/2008	521.10		521.10	-0.002106
10/26/2008	522.20	4.40	522.20	-0.002102
10/25/2008	523.30	1.10	523.30	-0.002098
10/24/2008	524.40		524.40	-0.002093
10/23/2008	525.50		525.50	0.011550
10/22/2008	519.50		519.50	0.011685
10/21/2008	513.50		513.50	-0.163136
10/20/2008	613.60		613.60	0.000000
10/19/2008	613.60		613.60	0.000000
10/18/2008	613.60		613.60	0.000000
10/17/2008	613.60		613.60	-0.001140
10/16/2008	614.30		614.30	-0.001138
10/15/2008	615.00		615.00	0.000000
10/14/2008	615.00		615.00	-0.104803
10/13/2008	687.00		687.00	-0.024743
10/12/2008	704.43	69.70	704.43	-0.024132
10/11/2008	721.85	17.43	721.85	-0.023577
10/10/2008	739.28		739.28	-0.023021
10/9/2008	756.70		756.70	-0.036481
10/8/2008	785.35		785.35	-0.035197
10/7/2008	814.00		814.00	-0.046838
10/6/2008	854.00		854.00	0.001760
10/5/2008	852.50	6.00	852.50	0.001763
10/4/2008	851.00	1.50	851.00	0.001766
10/3/2008	849.50		849.50	0.001769
10/2/2008	848.00		848.00	-0.053888
10/1/2008	896.30		896.30	-0.033691
9/30/2008	927.55		927.55	-0.032593

9/29/2008	958.80		958.80	-0.016484
9/28/2008	974.87	16.07	974.87	-0.016207
9/27/2008	990.93	48.20	990.93	-0.015958
9/26/2008	1007.00		1007.00	0.018715
9/25/2008	988.50		988.50	-0.032779
9/24/2008	1022.00		1022.00	0.078343
9/23/2008	947.75		947.75	0.085003
9/22/2008	873.50		873.50	0.000000
9/21/2008	873.50		873.50	0.000000
9/20/2008	873.50		873.50	0.000000
9/19/2008	873.50		873.50	0.020444
9/18/2008	856.00		856.00	-0.047407
9/17/2008	898.60		898.60	-0.038004
9/16/2008	934.10		934.10	-0.018111
9/15/2008	951.33	68.90	951.33	-0.017779
9/14/2008	968.55	17.23	968.55	-0.017479
9/13/2008	985.78		985.78	-0.017168
9/12/2008	1003.00		1003.00	0.000000
9/11/2008	1003.00		1003.00	-0.043851
9/10/2008	1049.00		1049.00	0.082001
9/9/2008	969.50		969.50	0.000000
9/8/2008	969.50		969.50	-0.013864
9/7/2008	983.13	54.50	983.13	-0.013664
9/6/2008	996.75	13.63	996.75	-0.013490
9/5/2008	1010.38		1010.38	-0.013301
9/4/2008	1024.00		1024.00	0.013861
9/3/2008	1010.00		1010.00	0.000000
9/2/2008	1010.00		1010.00	-0.002962
9/1/2008	1013.00		1013.00	
		oč. 1denní výnos:		-0.000141
		oč. roční výnos:		-0.051342
		rozptyl:		0.001263
		riziko:		0.035534



8/31/2009	3360	3360.00	0.000000
8/30/2009	3360	3360.00	0.000000
8/29/2009	3360	3360.00	0.000000
8/28/2009	3360	3360.00	-0.005329
8/27/2009	3378	3378.00	-0.035408
8/26/2009	3502	3502.00	0.005744
8/25/2009	3482	3482.00	0.006068
8/24/2009	3461	3461.00	-0.002018
8/23/2009	3468	3468.00	-0.002301
8/22/2009	3476	3476.00	-0.002010
8/21/2009	3483	3483.00	0.000862
8/20/2009	3480	3480.00	0.001151
8/19/2009	3476	3476.00	-0.053377
8/18/2009	3672	3672.00	0.017738
8/17/2009	3608	3608.00	0.019209
8/16/2009	3540	3540.00	0.019292
8/15/2009	3473	3473.00	0.019971
8/14/2009	3405	3405.00	0.012790
8/13/2009	3362	3362.00	0.013261
8/12/2009	3318	3318.00	-0.053352
8/11/2009	3505	3505.00	0.035757
8/10/2009	3384	3384.00	0.008043
8/9/2009	3357	3357.00	0.008108
8/8/2009	3330	3330.00	0.008480
8/7/2009	3302	3302.00	0.008244
8/6/2009	3275	3275.00	0.034428
8/5/2009	3166	3166.00	0.007318
8/4/2009	3143	3143.00	0.073429
8/3/2009	2928	2928.00	0.005149
8/2/2009	2913	2913.00	0.005176
8/1/2009	2898	2898.00	0.005552
7/31/2009	2882	2882.00	0.005232
7/30/2009	2867	2867.00	0.008442
7/29/2009	2843	2843.00	0.012464
7/28/2009	2808	2808.00	0.020720
7/27/2009	2751	2751.00	-0.008649
7/26/2009	2775	2775.00	-0.008220
7/25/2009	2798	2798.00	-0.008505
7/24/2009	2822	2822.00	-0.008084
7/23/2009	2845	2845.00	0.000352
7/22/2009	2844	2844.00	0.000352
7/21/2009	2843	2843.00	-0.004203
7/20/2009	2855	2855.00	0.000000
7/19/2009	2855	2855.00	-0.002097
7/18/2009	2861	2861.00	-0.002093
7/17/2009	2867	2867.00	-0.002088
7/16/2009	2873	2873.00	0.036810
7/15/2009	2771	2771.00	0.010576
7/14/2009	2742	2742.00	0.011062
7/13/2009	2712	2712.00	0.007429
7/12/2009	2692	2692.00	0.007862
7/11/2009	2671	2671.00	0.007544
7/10/2009	2651	2651.00	-0.000377
7/9/2009	2652	2652.00	0.018824
7/8/2009	2603	2603.00	0.019585
7/7/2009	2553	2553.00	-0.037693

7/6/2009	2653	2653.00	0.031092
4/5/2009	2573	2573.00	-0.003871
4/4/2009	2583	2583.00	-0.003857
7/3/2009	2593	2593.00	0.012100
7/2/2009	2562	2562.00	-0.008514
6/1/2009	2584	2584.00	-0.008061
6/30/2009	2605	2605.00	0.000000
6/29/2009	2605	2605.00	-0.009506
6/28/2009	2630	2630.00	-0.009416
6/27/2009	2655	2655.00	-0.009328
6/26/2009	2680	2680.00	-0.001490
6/25/2009	2684	2684.00	-0.001116
6/24/2009	2687	2687.00	-0.031712
6/23/2009	2775	2775.00	0.000000
6/22/2009	2775	2775.00	0.008358
6/21/2009	2752	2752.00	0.008798
6/20/2009	2728	2728.00	0.008503
6/19/2009	2705	2705.00	-0.006610
6/18/2009	2723	2723.00	-0.006204
6/17/2009	2740	2740.00	-0.014388
6/16/2009	2780	2780.00	-0.014184
6/15/2009	2820	2820.00	-0.002829
6/14/2009	2828	2828.00	-0.002469
6/13/2009	2835	2835.00	-0.002814
6/12/2009	2843	2843.00	-0.002456
6/11/2009	2850	2850.00	0.000000
6/10/2009	2850	2850.00	0.000000
6/9/2009	2850	2850.00	0.040146
6/8/2009	2740	2740.00	0.006243
6/7/2009	2723	2723.00	0.006282
6/6/2009	2706	2706.00	0.006322
6/5/2009	2689	2689.00	0.006362
6/4/2009	2672	2672.00	0.012121
6/3/2009	2640	2640.00	-0.010495
6/2/2009	2668	2668.00	-0.010019
6/1/2009	2695	2695.00	-0.013182
5/31/2009	2731	2731.00	-0.013367
6/30/2009	2768	2768.00	-0.012839
6/29/2009	2804	2804.00	-0.012676
5/28/2009	2840	2840.00	-0.008034
5/27/2009	2863	2863.00	0.012376
5/26/2009	2828	2828.00	0.012531
5/25/2009	2793	2793.00	-0.000716
5/24/2009	2795	2795.00	-0.000715
5/23/2009	2797	2797.00	-0.000715
5/22/2009	2799	2799.00	0.022653
5/21/2009	2737	2737.00	0.023560
5/20/2009	2674	2674.00	0.000000
5/19/2009	2674	2674.00	0.000374
5/18/2009	2673	2673.00	0.011734
5/17/2009	2642	2642.00	0.011873
5/16/2009	2611	2611.00	0.012016
5/15/2009	2580	2580.00	-0.061818
5/14/2009	2750	2750.00	-0.023091
5/13/2009	2815	2815.00	-0.022569

5/12/2009	2880		2880.00	0.032999
5/11/2009	2788		2788.00	-0.004996
5/10/2009	2802		2802.00	-0.004972
5/9/2009	2816		2816.00	-0.004947
5/8/2009	2830		2830.00	-0.004923
5/7/2009	2844		2844.00	0.007796
5/6/2009	2822		2822.00	0.007857
5/5/2009	2800		2800.00	0.071975
5/4/2009	2612		2612.00	0.000000
5/3/2009	2612		2612.00	0.000000
5/2/2009	2612		2612.00	0.000000
5/1/2009	2612		2612.00	0.000000
4/30/2009	2612		2612.00	0.080232
4/29/2009	2418		2418.00	0.005824
4/28/2009	2404		2404.00	0.013918
4/27/2009	2371		2371.00	-0.001579
4/26/2009	2374.75	15.00	2374.75	-0.001577
4/25/2009	2378.50	3.75	2378.50	-0.001574
4/24/2009	2382.25		2382.25	-0.001572
4/23/2009	2386		2386.00	0.000000
4/22/2009	2386		2386.00	-0.051292
4/21/2009	2515		2515.00	0.012072
4/20/2009	2485		2485.00	-0.005105
4/19/2009	2497.75	51.00	2497.75	-0.005079
4/18/2009	2510.50	12.75	2510.50	-0.005053
4/17/2009	2523.25		2523.25	-0.005028
4/16/2009	2536		2536.00	0.000000
4/15/2009	2536		2536.00	-0.032430
4/14/2009	2621		2621.00	0.008271
4/13/2009	2599.50	86.00	2599.50	0.008340
4/12/2009	2578.00	21.50	2578.00	0.008410
4/11/2009	2556.50		2556.50	0.008481
4/10/2009	2535		2535.00	0.030069
4/9/2009	2461		2461.00	0.031001
4/8/2009	2387		2387.00	-0.059496
4/7/2009	2538		2538.00	0.070434
4/6/2009	2371		2371.00	0.024522
4/5/2009	2314.25	227.00	2314.25	0.025138
4/4/2009	2257.50	56.75	2257.50	0.025787
4/3/2009	2200.75		2200.75	0.026469
4/2/2009	2144		2144.00	0.044325
4/1/2009	2053		2053.00	0.000000
3/31/2009	2053		2053.00	-0.116609
3/30/2009	2324		2324.00	0.011314
3/29/2009	2298.00	104.00	2298.00	0.011444
3/28/2009	2272.00	26.00	2272.00	0.011576
3/27/2009	2246.00		2246.00	0.011712
3/26/2009	2220		2220.00	0.057646
3/25/2009	2099		2099.00	0.040654
3/24/2009	2017		2017.00	0.042377
3/23/2009	1935		1935.00	-0.015102
3/22/2009	1964.67	89.00	1964.67	-0.014872
3/21/2009	1994.33	29.67	1994.33	0.080352
3/20/2009	1846		1846.00	0.004353
3/19/2009	1838		1838.00	0.004372
3/18/2009	1830		1830.00	0.009377

3/17/2009	1813		1813.00	-0.000827
3/16/2009	1814.50	6.00	1814.50	-0.000826
3/15/2009	1816.00	1.50	1816.00	-0.000825
3/14/2009	1817.50		1817.50	-0.000825
3/13/2009	1819		1819.00	-0.000549
3/12/2009	1820		1820.00	0.063705
3/11/2009	1711		1711.00	0.027936
3/10/2009	1664.5		1664.50	0.028739
3/9/2009	1618		1618.00	0.000204
3/8/2009	1617.67	1.00	1617.67	0.000210
3/7/2009	1617.33	0.33	1617.33	0.000204
3/6/2009	1617		1617.00	0.013793
3/5/2009	1595		1595.00	0.013986
3/4/2009	1573		1573.00	-0.055822
3/3/2009	1666		1666.00	0.061146
3/2/2009	1570		1570.00	-0.005227
3/1/2009	1578.25	33.00	1578.25	-0.005200
2/28/2009	1586.50	8.25	1586.50	-0.005173
2/27/2009	1594.75		1594.75	-0.005147
2/26/2009	1603		1603.00	-0.010799
2/25/2009	1620.5		1620.50	-0.010684
2/24/2009	1638		1638.00	-0.038168
2/23/2009	1703		1703.00	0.003932
2/22/2009	1696.33	20.00	1696.33	0.003942
2/21/2009	1689.67	6.67	1689.67	0.003963
2/20/2009	1683		1683.00	-0.041026
2/19/2009	1755		1755.00	-0.070199
2/18/2009	1887.5		1887.50	-0.065594
2/17/2009	2020		2020.00	-0.054750
2/16/2009	2137		2137.00	-0.010534
2/15/2009	2159.75	91.00	2159.75	-0.010424
2/14/2009	2182.50	22.75	2182.50	-0.010316
2/13/2009	2205.25		2205.25	-0.010211
2/12/2009	2228		2228.00	-0.005579
2/11/2009	2240.5		2240.50	-0.005548
2/10/2009	2253		2253.00	-0.002435
2/9/2009	2258.5		2258.50	-0.002429
2/8/2009	2264		2264.00	-0.003666
2/7/2009	2272.33	25.00	2272.33	-0.003657
2/6/2009	2280.67	8.33	2280.67	-0.003639
2/5/2009	2289		2289.00	-0.009734
2/4/2009	2311.5		2311.50	-0.009640
2/3/2009	2334		2334.00	-0.058871
2/2/2009	2480		2480.00	0.015353
2/1/2009	2442.50	150.00	2442.50	0.015593
1/31/2009	2405.00	37.50	2405.00	0.015839
1/30/2009	2367.50		2367.50	0.016094
1/29/2009	2330		2330.00	0.005177
1/28/2009	2318		2318.00	0.005204
1/27/2009	2306		2306.00	-0.045135
1/26/2009	2415		2415.00	-0.010246
1/25/2009	2440.00	100.00	2440.00	-0.010142
1/24/2009	2465.00	25.00	2465.00	-0.010040
1/23/2009	2490.00		2490.00	-0.009940
1/22/2009	2515		2515.00	-0.004355
1/21/2009	2526		2526.00	-0.004336

1/20/2009	2537		2537.00	-0.027597
1/19/2009	2609		2609.00	-0.013238
1/18/2009	2644.00	105.00	2644.00	-0.013065
1/17/2009	2679.00	35.00	2679.00	-0.012896
1/16/2009	2714		2714.00	-0.025494
1/15/2009	2785		2785.00	-0.024860
1/14/2009	2856		2856.00	-0.021918
1/13/2009	2920		2920.00	0.000000
1/12/2009	2920		2920.00	-0.005561
1/11/2009	2936.33	49.00	2936.33	-0.005534
1/10/2009	2952.67	16.33	2952.67	-0.005500
1/9/2009	2969		2969.00	-0.019970
1/8/2009	3029.5		3029.50	-0.019579
1/7/2009	3090		3090.00	-0.003547
1/6/2009	3101		3101.00	0.044108
1/5/2009	2970		2970.00	-0.017639
1/4/2009	3023.33	160.00	3023.33	-0.017337
1/3/2009	3076.67	53.33	3076.67	-0.017038
1/2/2009	3130		3130.00	0.000000
1/1/2009	3130		3130.00	0.000000
12/31/2008	3130		3130.00	0.000000
12/30/2008	3130		3130.00	0.045424
12/29/2008	2994		2994.00	0.003603
12/28/2008	2983.25	64.50	2983.25	0.003616
12/27/2008	2972.50	10.75	2972.50	0.003630
12/26/2008	2961.75		2961.75	0.003643
12/25/2008	2951.00		2951.00	0.003656
12/24/2008	2940.25		2940.25	0.003670
12/23/2008	2929.5		2929.50	0.001538
12/22/2008	2925		2925.00	-0.006454
12/21/2008	2944.00	76.00	2944.00	-0.006412
12/20/2008	2963.00	19.00	2963.00	-0.006372
12/19/2008	2982.00		2982.00	-0.006331
12/18/2008	3001		3001.00	0.030917
12/17/2008	2911		2911.00	0.031904
12/16/2008	2821		2821.00	-0.022014
12/15/2008	2884.50	254.00	2884.50	-0.021540
12/14/2008	2948.00	63.50	2948.00	-0.021086
12/13/2008	3011.50		3011.50	-0.020650
12/12/2008	3075		3075.00	0.073298
12/11/2008	2865		2865.00	0.004382
12/10/2008	2852.5		2852.50	0.004401
12/9/2008	2840		2840.00	0.013562
12/8/2008	2802		2802.00	0.000239
12/7/2008	2801.33	2.00	2801.33	0.000236
12/6/2008	2800.67	0.67	2800.67	0.000239
12/5/2008	2800		2800.00	-0.021834
12/4/2008	2862.5		2862.50	-0.021368
12/3/2008	2925		2925.00	-0.025000
12/2/2008	3000		3000.00	-0.006293
12/1/2008	3019		3019.00	0.010798
11/30/2008	2986.75	129.00	2986.75	0.010916
11/29/2008	2954.50	32.25	2954.50	0.011036
11/28/2008	2922.25		2922.25	0.011159
11/27/2008	2890		2890.00	0.030119
11/26/2008	2805.5		2805.50	0.031055

11/25/2008	2721		2721.00	0.098063
11/24/2008	2478		2478.00	-0.018711
11/23/2008	2525.25	189.00	2525.25	-0.018367
11/22/2008	2572.50	47.25	2572.50	-0.018036
11/21/2008	2619.75		2619.75	-0.017717
11/20/2008	2667	2619.75	2667.00	0.006605
11/19/2008	2649.5		2649.50	0.006649
11/18/2008	2632		2632.00	-0.012383
11/17/2008	2665.00	132.00	2665.00	-0.012231
11/16/2008	2698.00	33.00	2698.00	-0.012083
11/15/2008	2731.00		2731.00	-0.011939
11/14/2008	2764		2764.00	-0.041775
11/13/2008	2884.5		2884.50	-0.040100
11/12/2008	3005		3005.00	-0.046637
11/11/2008	3152		3152.00	-0.001821
11/10/2008	3157.75	23.00	3157.75	-0.001818
11/9/2008	3163.50	5.75	3163.50	-0.001814
11/8/2008	3169.25		3169.25	-0.001811
11/7/2008	3175		3175.00	-0.010903
11/6/2008	3210		3210.00	0.035150
11/5/2008	3101		3101.00	0.036430
11/4/2008	2992		2992.00	0.158343
11/3/2008	2583		2583.00	0.017330
11/2/2008	2539.00	132.00	2539.00	0.017635
11/1/2008	2495.00	44.00	2495.00	0.017952
10/31/2008	2451		2451.00	0.121739
10/30/2008	2185		2185.00	-0.064909
10/29/2008	2336.67	455.00	2336.67	-0.060949
10/28/2008	2488.33	151.67	2488.33	-0.057451
10/27/2008	2640		2640.00	-0.005181
10/26/2008	2653.75	55.00	2653.75	-0.005155
10/25/2008	2667.50	13.75	2667.50	-0.005128
10/24/2008	2681.25		2681.25	-0.005102
10/23/2008	2695		2695.00	0.034350
10/22/2008	2605.5		2605.50	0.035572
10/21/2008	2516		2516.00	-0.172913
10/20/2008	3042		3042.00	-0.021157
10/19/2008	3107.75	263.00	3107.75	-0.020718
10/18/2008	3173.50	65.75	3173.50	-0.020298
10/17/2008	3239.25		3239.25	-0.019894
10/16/2008	3305		3305.00	0.022270
10/15/2008	3233		3233.00	0.041224
10/14/2008	3105		3105.00	-0.041519
10/13/2008	3239.50	538.00	3239.50	-0.039864
10/12/2008	3374.00	134.50	3374.00	-0.038335
10/11/2008	3508.50		3508.50	-0.036920
10/10/2008	3643		3643.00	-0.016203
10/9/2008	3703		3703.00	0.010368
10/8/2008	3665		3665.00	0.010477
10/7/2008	3627		3627.00	-0.086398
10/6/2008	3970		3970.00	-0.005511
10/5/2008	3992	66.00	3992.00	-0.005481
10/4/2008	4014	22.00	4014.00	-0.005451
10/3/2008	4036		4036.00	0.054061
10/2/2008	3829		3829.00	0.022021
10/1/2008	3746.5		3746.50	0.022516

9/30/2008	3664		3664.00	-0.070758
9/29/2008	3943		3943.00	0.010940
9/28/2008	3900.33	128.00	3900.33	0.011058
9/27/2008	3857.67	42.67	3857.67	0.011185
9/26/2008	3815		3815.00	0.006862
9/25/2008	3789		3789.00	0.006909
9/24/2008	3763		3763.00	-0.101051
9/23/2008	4186		4186.00	0.033836
9/22/2008	4049.00	548.00	4049.00	0.035020
9/21/2008	3912.00	137.00	3912.00	0.036291
9/20/2008	3775.00		3775.00	0.037658
9/19/2008	3638		3638.00	0.070000
9/18/2008	3400		3400.00	-0.029403
9/17/2008	3503		3503.00	-0.028564
9/16/2008	3606		3606.00	-0.009409
9/15/2008	3640.25	137.00	3640.25	-0.009321
9/14/2008	3674.50	34.25	3674.50	-0.009235
9/13/2008	3708.75	3708.75	3708.75	-0.009150
9/12/2008	3743		3743.00	-0.069831
9/11/2008	4024		4024.00	0.025223
9/10/2008	3925		3925.00	0.025876
9/9/2008	3826		3826.00	-0.005846
9/8/2008	3848.50	90.00	3848.50	-0.005812
9/7/2008	3871.00	22.50	3871.00	-0.005779
9/6/2008	3893.50		3893.50	-0.005746
9/5/2008	3916		3916.00	-0.005081
9/4/2008	3936		3936.00	0.043478
9/3/2008	3772		3772.00	0.010312
9/2/2008	3733.5		3733.50	0.010419
9/1/2008	3695		3695.00	
		oč. 1denní výnos:		0.000176
		oč. roční výnos:		0.064174
		rozptyl.		0.000872
		riziko:		0.029522

8/31/2009	160.28	5.11	160.28	-0.010495
8/30/2009	161.98	1.70333333	161.98	-0.010447
8/29/2009	163.69		163.69	-0.010279
8/28/2009	165.39		165.39	-0.012243
8/27/2009	167.44		167.44	0.027428
8/26/2009	162.97		162.97	0.028202
8/25/2009	158.50		158.50	0.077572
8/24/2009	147.09	10.84	147.09	0.025160
8/23/2009	143.48	3.61333333	143.48	0.025883
8/22/2009	139.86		139.86	0.026495
8/21/2009	136.25		136.25	-0.062930
8/20/2009	145.40		145.40	-0.003427
8/19/2009	145.90		145.90	-0.003415
8/18/2009	146.40		146.40	0.014553
8/17/2009	144.30	15.86	144.30	0.038055
8/16/2009	139.01	5.28666667	139.01	0.039483
8/15/2009	133.73		133.73	0.041187
8/14/2009	128.44		128.44	0.008955
8/13/2009	127.30		127.30	0.009036
8/12/2009	126.16		126.16	-0.023832
8/11/2009	129.24		129.24	-0.046199
8/10/2009	135.50	12.06	135.50	0.022719
8/9/2009	132.49	3.015	132.49	0.023326
8/8/2009	129.47		129.47	0.023802
8/7/2009	126.46		126.46	0.024465
8/6/2009	123.44		123.44	0.034789
8/5/2009	119.29		119.29	0.036043
8/4/2009	115.14	3.53	115.14	0.007702
8/3/2009	114.26	0.8825	114.26	0.007762
8/2/2009	113.38		113.38	0.007912
8/1/2009	112.49		112.49	0.007885
7/31/2009	111.61		111.61	0.046605
7/30/2009	106.64		106.64	-0.023443
7/29/2009	109.20		109.20	0.064950
7/28/2009	102.54		102.54	0.069573
7/27/2009	95.87	1.66	95.87	0.004295
7/26/2009	95.46	0.415	95.46	0.004419
7/25/2009	95.04		95.04	0.004333
7/24/2009	94.63		94.63	0.004458
7/23/2009	94.21		94.21	0.021247
7/22/2009	92.25		92.25	0.021708
7/21/2009	90.29		90.29	0.000443
7/20/2009	90.25		90.25	0.000554
7/19/2009	90.20	1.75	90.20	0.004902
7/18/2009	89.76	0.4375	89.76	0.004814
7/17/2009	89.33		89.33	0.009949
7/16/2009	88.45		88.45	0.059281
7/15/2009	83.50		83.50	0.001439
7/14/2009	83.38		83.38	0.001441
7/13/2009	83.26	3.06	83.26	0.009212
7/12/2009	82.50	0.765	82.50	0.009421
7/11/2009	81.73		81.73	0.009386
7/10/2009	80.97		80.97	0.009601
7/9/2009	80.20		80.20	-0.017036
7/8/2009	81.59		81.59	-0.026372
7/7/2009	83.80		83.80	0.000000

7/6/2009	83.80		83.80	0.000000
7/5/2009	83.80		83.80	0.000000
7/4/2009	83.80		83.80	0.000000
7/3/2009	83.80		83.80	-0.029419
7/2/2009	86.34		86.34	0.001043
7/1/2009	86.25		86.25	0.007005
6/30/2009	85.65		85.65	0.007055
6/29/2009	85.05	3.28	85.05	-0.012654
6/28/2009	86.14	1.09333333	86.14	-0.012609
6/27/2009	87.24		87.24	-0.012340
6/26/2009	88.33		88.33	-0.004059
6/25/2009	88.69		88.69	-0.004043
6/24/2009	89.05		89.05	-0.021751
6/23/2009	91.03		91.03	-0.021183
6/22/2009	93.00	4.60	93.00	0.016727
6/21/2009	91.47	1.53333333	91.47	0.017124
6/20/2009	89.93		89.93	0.017308
6/19/2009	88.40		88.40	-0.022664
6/18/2009	90.45		90.45	-0.022162
6/17/2009	92.50		92.50	-0.021164
6/16/2009	94.50		94.50	-0.020725
6/15/2009	96.50		96.50	0.000000
6/14/2009	96.50		96.50	0.000000
6/13/2009	96.50		96.50	0.000000
6/12/2009	96.50		96.50	0.013655
6/11/2009	95.20		95.20	0.013845
6/10/2009	93.90		93.90	0.016234
6/9/2009	92.40		92.40	-0.016917
6/8/2009	93.99	5.01	93.99	-0.013125
6/7/2009	95.24	1.2525	95.24	-0.013057
6/6/2009	96.50		96.50	-0.012788
6/5/2009	97.75		97.75	-0.012626
6/4/2009	99.00		99.00	0.019567
6/3/2009	97.10		97.10	0.052004
6/2/2009	92.30		92.30	0.054857
6/1/2009	87.50	1.50	87.50	-0.004324
5/31/2009	87.88	0.375	87.88	-0.004193
5/30/2009	88.25		88.25	-0.004287
5/29/2009	88.63		88.63	-0.004157
5/28/2009	89.00		89.00	-0.002801
5/27/2009	89.25		89.25	-0.002793
5/26/2009	89.50		89.50	-0.016484
5/25/2009	91.00		91.00	-0.016216
5/24/2009	92.50	4.60	92.50	-0.012280
5/23/2009	93.65	1.15	93.65	-0.012131
5/22/2009	94.80		94.80	-0.011985
5/21/2009	95.95		95.95	-0.011843
5/20/2009	97.10		97.10	-0.028028
5/19/2009	99.90		99.90	-0.004286
5/18/2009	100.33	4.67	100.33	-0.011527
5/17/2009	101.50	1.1675	101.50	-0.011396
5/16/2009	102.67		102.67	-0.011172
5/15/2009	103.83		103.83	-0.011143
5/14/2009	105.00		105.00	-0.101027
5/13/2009	116.80		116.80	-0.041444
5/12/2009	121.85		121.85	-0.039795

5/11/2009	126.90		126.90	0.108394
5/10/2009	114.49		114.49	0.000000
5/9/2009	114.49		114.49	0.000000
5/8/2009	114.49		114.49	0.000000
5/7/2009	114.49		114.49	0.000000
5/6/2009	114.49		114.49	0.216684
5/5/2009	94.10		94.10	0.174782
5/4/2009	80.10		80.10	0.019084
5/3/2009	78.60		78.60	0.011323
5/2/2009	77.72	3.52	77.72	0.011452
5/1/2009	76.84	0.88	76.84	0.011585
4/30/2009	75.96		75.96	0.011721
4/29/2009	75.08		75.08	0.019001
4/28/2009	73.68		73.68	-0.048554
4/27/2009	77.44	0.09	77.44	0.000258
4/26/2009	77.42	0.0225	77.42	0.000258
4/25/2009	77.40		77.40	0.000388
4/24/2009	77.37		77.37	0.000259
4/23/2009	77.35		77.35	-0.000258
4/22/2009	77.37		77.37	-0.000258
4/21/2009	77.39		77.39	-0.013134
4/20/2009	78.42		78.42	-0.012840
4/19/2009	79.44	2.30	79.44	0.009788
4/18/2009	78.67	0.76666667	78.67	0.009755
4/17/2009	77.91		77.91	0.009982
4/16/2009	77.14		77.14	-0.008101
4/15/2009	77.77		77.77	-0.008036
4/14/2009	78.40	3.85	78.40	0.009919
4/13/2009	77.63	0.77	77.63	0.010018
4/12/2009	76.86		76.86	0.010120
4/11/2009	76.09		76.09	0.010223
4/10/2009	75.32		75.32	0.010329
4/9/2009	74.55		74.55	0.002960
4/8/2009	74.33		74.33	0.003104
4/7/2009	74.10		74.10	-0.016067
4/6/2009	75.31		75.31	0.008301
4/5/2009	74.69	3.60	74.69	0.012197
4/4/2009	73.79	0.9	73.79	0.012347
4/3/2009	72.89		72.89	0.012502
4/2/2009	71.99		71.99	0.012660
4/1/2009	71.09		71.09	0.002821
3/31/2009	70.89		70.89	-0.054169
3/30/2009	74.95		74.95	0.007528
3/29/2009	74.39	4.39	74.39	0.015009
3/28/2009	73.29	1.0975	73.29	0.015097
3/27/2009	72.20		72.20	0.015471
3/26/2009	71.10		71.10	0.015714
3/25/2009	70.00		70.00	0.013171
3/24/2009	69.09		69.09	0.071163
3/23/2009	64.50	1.26	64.50	0.004829
3/22/2009	64.19	0.315	64.19	0.005010
3/21/2009	63.87		63.87	0.004877
3/20/2009	63.56		63.56	0.005060
3/19/2009	63.24		63.24	0.001901
3/18/2009	63.12		63.12	0.002064
3/17/2009	62.99		62.99	-0.033748

3/16/2009	65.19		65.19	0.023552
3/15/2009	63.69	0.84	63.69	0.003308
3/14/2009	63.48	0.21	63.48	0.003319
3/13/2009	63.27		63.27	0.003330
3/12/2009	63.06		63.06	0.003341
3/11/2009	62.85		62.85	0.004314
3/10/2009	62.58		62.58	0.004494
3/9/2009	62.30	0.54	62.30	0.002091
3/8/2009	62.17	0.135	62.17	0.002257
3/7/2009	62.03		62.03	0.002100
3/6/2009	61.90		61.90	0.002267
3/5/2009	61.76		61.76	0.007668
3/4/2009	61.29		61.29	0.002289
3/3/2009	61.15		61.15	-0.066412
3/2/2009	65.50	0.72	65.50	-0.002741
3/1/2009	65.68	0.18	65.68	-0.002733
2/28/2009	65.86		65.86	-0.002726
2/27/2009	66.04		66.04	-0.002718
2/26/2009	66.22		66.22	-0.058171
2/25/2009	70.31		70.31	-0.004812
2/24/2009	70.65		70.65	-0.004789
2/23/2009	70.99	0.30	70.99	0.001411
2/22/2009	70.89	0.1	70.89	0.001413
2/21/2009	70.79		70.79	0.001415
2/20/2009	70.69		70.69	-0.026979
2/19/2009	72.65		72.65	-0.037493
2/18/2009	75.48		75.48	-0.036015
2/17/2009	78.30		78.30	-0.006219
2/16/2009	78.79	1.26	78.79	-0.005302
2/15/2009	79.21	0.42	79.21	-0.005274
2/14/2009	79.63		79.63	-0.005247
2/13/2009	80.05		80.05	-0.020795
2/12/2009	81.75		81.75	0.031025
2/11/2009	79.29		79.29	0.035523
2/10/2009	76.57		76.57	0.036972
2/9/2009	73.84		73.84	0.018483
2/8/2009	72.50		72.50	-0.008750
2/7/2009	73.14		73.14	-0.008674
2/6/2009	73.78		73.78	0.006961
2/5/2009	73.27		73.27	0.007148
2/4/2009	72.75		72.75	-0.041123
2/3/2009	75.87		75.87	0.006367
2/2/2009	75.39	0.90	75.39	0.002927
2/1/2009	75.17	0.225	75.17	0.003069
1/31/2009	74.94		74.94	0.002944
1/30/2009	74.72		74.72	0.003088
1/29/2009	74.49		74.49	0.004856
1/28/2009	74.13		74.13	0.004880
1/27/2009	73.77		73.77	0.018782
1/26/2009	72.41		72.41	-0.003715
1/25/2009	72.68	1.08	72.68	-0.003701
1/24/2009	72.95	0.27	72.95	-0.003688
1/23/2009	73.22		73.22	-0.003674
1/22/2009	73.49		73.49	-0.022999
1/21/2009	75.22		75.22	-0.022355
1/20/2009	76.94		76.94	-0.022860

1/19/2009	78.74	1.54	78.74	0.006519
1/18/2009	78.23	0.51333333	78.23	0.006692
1/17/2009	77.71		77.71	0.006606
1/16/2009	77.20		77.20	-0.010256
1/15/2009	78.00		78.00	-0.013033
1/14/2009	79.03		79.03	-0.012742
1/13/2009	80.05		80.05	0.000000
1/12/2009	80.05	1.76	80.05	-0.007316
1/11/2009	80.64	0.58666667	80.64	-0.007141
1/10/2009	81.22		81.22	-0.007212
1/9/2009	81.81		81.81	0.028798
1/8/2009	79.52		79.52	0.029652
1/7/2009	77.23		77.23	0.019000
1/6/2009	75.79		75.79	0.019505
1/5/2009	74.34	2.34	74.34	0.010604
1/4/2009	73.56	0.78	73.56	0.010717
1/3/2009	72.78		72.78	0.010833
1/2/2009	72.00		72.00	0.000000
1/1/2009	72.00		72.00	0.000000
12/31/2008	72.00		72.00	0.000000
12/30/2008	72.00		72.00	0.014085
12/29/2008	71.00	1.00	71.00	0.002400
12/28/2008	70.83	0.16666667	70.83	0.002264
12/27/2008	70.67		70.67	0.002411
12/26/2008	70.50		70.50	0.002417
12/25/2008	70.33		70.33	0.000000
12/24/2008	70.33		70.33	0.004714
12/23/2008	70.00	0.50	70.00	0.001717
12/22/2008	69.88	0.125	69.88	0.001864
12/21/2008	69.75		69.75	0.001723
12/20/2008	69.63		69.63	0.001871
12/19/2008	69.50		69.50	-0.021127
12/18/2008	71.00		71.00	0.007092
12/17/2008	70.50		70.50	0.007143
12/16/2008	70.00		70.00	-0.035414
12/15/2008	72.57	0.57	72.57	0.001933
12/14/2008	72.43	0.1425	72.43	0.001937
12/13/2008	72.29		72.29	0.002079
12/12/2008	72.14		72.14	0.001944
12/11/2008	72.00		72.00	-0.024655
12/10/2008	73.82		73.82	0.063689
12/9/2008	69.40		69.40	-0.093403
12/8/2008	76.55	0.55	76.55	0.001832
12/7/2008	76.41	0.1375	76.41	0.001704
12/6/2008	76.28		76.28	0.001839
12/5/2008	76.14		76.14	0.001842
12/4/2008	76.00		76.00	-0.025641
12/3/2008	78.00		78.00	-0.022189
12/2/2008	79.77		79.77	-0.021707
12/1/2008	81.54	1.75	81.54	0.005425
11/30/2008	81.10	0.4375	81.10	0.005330
11/29/2008	80.67		80.67	0.005484
11/28/2008	80.23		80.23	0.005514
11/27/2008	79.79		79.79	0.026238
11/26/2008	77.75		77.75	0.118705
11/25/2008	69.50		69.50	0.134879

11/24/2008	61.24	7.65	61.24	-0.039975
11/23/2008	63.79	2.55	63.79	-0.038438
11/22/2008	66.34		66.34	-0.037016
11/21/2008	68.89		68.89	-0.082079
11/20/2008	75.05		75.05	-0.157877
11/19/2008	89.12	3.58	89.12	-0.008014
11/18/2008	89.84	0.716	89.84	-0.007841
11/17/2008	90.55		90.55	-0.007889
11/16/2008	91.27		91.27	-0.007719
11/15/2008	91.98		91.98	-0.007767
11/14/2008	92.70		92.70	-0.023182
11/13/2008	94.90		94.90	-0.022556
11/12/2008	97.09		97.09	-0.047670
11/11/2008	101.95	17.14	101.95	-0.040380
11/10/2008	106.24	4.285	106.24	-0.038726
11/9/2008	110.52		110.52	-0.037366
11/8/2008	114.81		114.81	-0.035939
11/7/2008	119.09		119.09	-0.024652
11/6/2008	122.10		122.10	0.073879
11/5/2008	113.70		113.70	0.079875
11/4/2008	105.29		105.29	0.153989
11/3/2008	91.24	12.49	91.24	0.047772
11/2/2008	87.08	4.16333333	87.08	0.050296
11/1/2008	82.91		82.91	0.052825
10/31/2008	78.75		78.75	0.064189
10/30/2008	74.00		74.00	0.068592
10/29/2008	69.25		69.25	-0.110812
10/28/2008	77.88		77.88	-0.099653
10/27/2008	86.50	17.25	86.50	-0.047462
10/26/2008	90.81	4.3125	90.81	-0.045412
10/25/2008	95.13		95.13	-0.043343
10/24/2008	99.44		99.44	-0.041542
10/23/2008	103.75		103.75	0.001448
10/22/2008	103.60		103.60	-0.157381
10/21/2008	122.95		122.95	-0.135980
10/20/2008	142.30	25.20	142.30	-0.042396
10/19/2008	148.60	6.3	148.60	-0.040671
10/18/2008	154.90		154.90	-0.039082
10/17/2008	161.20		161.20	-0.037612
10/16/2008	167.50		167.50	-0.033189
10/15/2008	173.25		173.25	0.059957
10/14/2008	163.45		163.45	0.063781
10/13/2008	153.65	10.35	153.65	-0.016577
10/12/2008	156.24	2.5875	156.24	-0.016307
10/11/2008	158.83		158.83	-0.015984
10/10/2008	161.41		161.41	-0.015793
10/9/2008	164.00		164.00	-0.026937
10/8/2008	168.54		168.54	-0.070278
10/7/2008	181.28		181.28	-0.065615
10/6/2008	194.01	3.95	194.01	-0.006758
10/5/2008	195.33	1.31666667	195.33	-0.006662
10/4/2008	196.64		196.64	-0.006668
10/3/2008	197.96		197.96	-0.095247
10/2/2008	218.80		218.80	0.000915
10/1/2008	218.60		218.60	-0.080933
9/30/2008	237.85		237.85	-0.074874

9/29/2008	257.10	18.00	257.10	-0.022805
9/28/2008	263.10	6	263.10	-0.022297
9/27/2008	269.10		269.10	-0.021810
9/26/2008	275.10		275.10	-0.033380
9/25/2008	284.60		284.60	-0.038838
9/24/2008	296.10		296.10	0.101563
9/23/2008	268.80		268.80	0.113043
9/22/2008	241.50	0.30	241.50	0.000290
9/21/2008	241.43	0.075	241.43	0.000331
9/20/2008	241.35		241.35	0.000290
9/19/2008	241.28		241.28	0.000332
9/18/2008	241.20		241.20	-0.192230
9/17/2008	298.60		298.60	-0.007479
9/16/2008	300.85		300.85	-0.007423
9/15/2008	303.10	50.40	303.10	-0.039911
9/14/2008	315.70	12.6	315.70	-0.038380
9/13/2008	328.30		328.30	-0.036961
9/12/2008	340.90		340.90	-0.035644
9/11/2008	353.50		353.50	-0.059340
9/10/2008	375.80		375.80	-0.056016
9/9/2008	398.10		398.10	0.012462
9/8/2008	393.20	29.30	393.20	-0.018301
9/7/2008	400.53	7.325	400.53	-0.017948
9/6/2008	407.85		407.85	-0.017655
9/5/2008	415.18		415.18	-0.017325
9/4/2008	422.50		422.50	-0.066298
9/3/2008	452.50		452.50	-0.043138
9/2/2008	472.90		472.90	-0.000845
9/1/2008	473.30		473.30	
			oč. 1denní výnos:	-0.002208
			oč. roční výnos:	-0.803559
			rozptyl.	0.001528
			riziko:	0.039095

8/31/2009	263.60		263.60	-0.023957
8/30/2009	270.07	19.40	270.07	-0.023361
8/29/2009	276.53	6.47	276.53	-0.022862
8/28/2009	283.00		283.00	-0.050336
8/27/2009	298.00		298.00	0.045614
8/26/2009	285.00		285.00	0.047794
8/25/2009	272.00		272.00	0.009726
8/24/2009	269.38	10.50	269.38	0.009859
8/23/2009	266.75	2.63	266.75	0.009919
8/22/2009	264.13		264.13	0.010057
8/21/2009	261.50		261.50	0.024486
8/20/2009	255.25		255.25	0.025100
8/19/2009	249.00		249.00	-0.068462
8/18/2009	267.30		267.30	0.031648
8/17/2009	259.10		259.10	-0.000501
8/16/2009	259.23	0.40	259.23	-0.000540
8/15/2009	259.37	0.13	259.37	-0.000501
8/14/2009	259.50		259.50	0.134525
8/13/2009	228.73		228.73	0.155435
8/12/2009	197.96		197.96	-0.000757
8/11/2009	198.11		198.11	-0.000706
8/10/2009	198.25		198.25	-0.004919
8/9/2009	199.23	2.95	199.23	-0.004945
8/8/2009	200.22	0.98	200.22	-0.004871
8/7/2009	201.20		201.20	0.039793
8/6/2009	193.50		193.50	0.030571
8/5/2009	187.76		187.76	0.031592
8/4/2009	182.01		182.01	0.030459
8/3/2009	176.63	21.51	176.63	0.031356
8/2/2009	171.26	5.38	171.26	0.032433
8/1/2009	165.88		165.88	0.033520
7/31/2009	160.50		160.50	0.003125
7/30/2009	160.00		160.00	0.010037
7/29/2009	158.41		158.41	-0.004212
7/28/2009	159.08		159.08	-0.004194
7/27/2009	159.75		159.75	0.002573
7/26/2009	159.34	1.24	159.34	0.002643
7/25/2009	158.92	0.41	158.92	0.002587
7/24/2009	158.51		158.51	-0.011352
7/23/2009	160.33		160.33	-0.011163
7/22/2009	162.14		162.14	0.005831
7/21/2009	161.20		161.20	0.005928
7/20/2009	160.25		160.25	-0.005893
7/19/2009	161.20		161.20	0.041815
7/18/2009	154.73		154.73	0.043710
7/17/2009	148.25		148.25	0.004200
7/16/2009	147.63		147.63	0.004286
7/15/2009	147.00		147.00	0.024390
7/14/2009	143.50		143.50	-0.035294
7/13/2009	148.75		148.75	-0.006147
7/12/2009	149.67	2.76	149.67	-0.006109
7/11/2009	150.59	0.92	150.59	-0.006072
7/10/2009	151.51		151.51	0.002514
7/9/2009	151.13		151.13	0.002521
7/8/2009	150.75		150.75	-0.008289
7/7/2009	152.01		152.01	0.000000

7/6/2009	152.01		152.01	0.000000
7/5/2009	152.01		152.01	0.000000
7/4/2009	152.01		152.01	0.000000
7/3/2009	152.01		152.01	-0.013050
7/2/2009	154.02		154.02	-0.028326
7/1/2009	158.51		158.51	0.003101
6/30/2009	158.02		158.02	0.003111
6/29/2009	157.53		157.53	-0.008622
6/28/2009	158.90	5.47	158.90	-0.008548
6/27/2009	160.27	1.37	160.27	-0.008414
6/26/2009	161.63		161.63	-0.008405
6/25/2009	163.00		163.00	0.027678
6/24/2009	158.61		158.61	0.016535
6/23/2009	156.03		156.03	0.016813
6/22/2009	153.45		153.45	-0.016094
6/21/2009	155.96	7.54	155.96	-0.015901
6/20/2009	158.48	2.51	158.48	-0.015591
6/19/2009	160.99		160.99	-0.058813
6/18/2009	171.05		171.05	-0.021341
6/17/2009	174.78		174.78	-0.020840
6/16/2009	178.50		178.50	-0.005571
6/15/2009	179.50	4.01	179.50	-0.005595
6/14/2009	180.51	1.00	180.51	-0.005509
6/13/2009	181.51		181.51	-0.005479
6/12/2009	182.51		182.51	-0.013459
6/11/2009	185.00		185.00	0.024760
6/10/2009	180.53		180.53	0.025447
6/9/2009	176.05		176.05	-0.010955
6/8/2009	178.00		178.00	-0.006530
6/7/2009	179.17	3.50	179.17	-0.006433
6/6/2009	180.33	1.17	180.33	-0.006446
6/5/2009	181.50		181.50	0.000000
6/4/2009	181.50		181.50	0.008389
6/3/2009	179.99		179.99	0.008517
6/2/2009	178.47		178.47	0.002415
6/1/2009	178.04	1.73	178.04	0.002421
5/31/2009	177.61	0.43	177.61	0.002483
5/30/2009	177.17		177.17	0.002433
5/29/2009	176.74		176.74	0.021618
5/28/2009	173.00		173.00	-0.058503
5/27/2009	183.75		183.75	-0.010288
5/26/2009	185.66		185.66	-0.010183
5/25/2009	187.57		187.57	-0.028185
5/24/2009	193.01	16.33	193.01	-0.027461
5/23/2009	198.46	5.44	198.46	-0.026680
5/22/2009	203.90		203.90	0.082157
5/21/2009	188.42		188.42	-0.013353
5/20/2009	190.97		190.97	-0.013126
5/19/2009	193.51		193.51	0.021053
5/18/2009	189.52	0.37	189.52	0.000634
5/17/2009	189.40	0.12	189.40	0.000687
5/16/2009	189.27		189.27	0.000634
5/15/2009	189.15		189.15	-0.048206
5/14/2009	198.73		198.73	-0.045943
5/13/2009	208.30		208.30	0.054203
5/12/2009	197.59		197.59	0.006982

5/11/2009	196.22	6.85	196.22	0.007031
5/10/2009	194.85	1.37	194.85	0.007081
5/9/2009	193.48		193.48	0.007131
5/8/2009	192.11		192.11	0.007183
5/7/2009	190.74		190.74	0.052301
5/6/2009	181.26		181.26	-0.043483
5/5/2009	189.50		189.50	-0.002159
5/4/2009	189.91	2.05	189.91	-0.002154
5/3/2009	190.32	0.41	190.32	-0.002150
5/2/2009	190.73		190.73	-0.002145
5/1/2009	191.14		191.14	-0.002140
4/30/2009	191.55		191.55	-0.063325
4/29/2009	204.50		204.50	0.090783
4/28/2009	187.48		187.48	0.099847
4/27/2009	170.46		170.46	0.048597
4/26/2009	162.56	23.70	162.56	0.051080
4/25/2009	154.66	7.90	154.66	0.053829
4/24/2009	146.76		146.76	0.040261
4/23/2009	141.08		141.08	0.014818
4/22/2009	139.02		139.02	0.015115
4/21/2009	136.95		136.95	-0.001822
4/20/2009	137.20	1.00	137.20	-0.001819
4/19/2009	137.45	0.25	137.45	-0.001816
4/18/2009	137.70		137.70	-0.001812
4/17/2009	137.95		137.95	-0.012880
4/16/2009	139.75		139.75	0.015256
4/15/2009	137.65		137.65	0.015492
4/14/2009	135.55		135.55	0.019480
4/13/2009	132.96	10.35	132.96	0.019788
4/12/2009	130.38	2.59	130.38	0.020268
4/11/2009	127.79		127.79	0.020687
4/10/2009	125.20		125.20	0.089169
4/9/2009	114.95		114.95	0.000000
4/8/2009	114.95		114.95	0.057498
4/7/2009	108.70		108.70	0.012670
4/6/2009	107.34	5.46	107.34	0.012928
4/5/2009	105.97	1.37	105.97	0.013001
4/4/2009	104.61		104.61	0.013270
4/3/2009	103.24		103.24	-0.074081
4/2/2009	111.50		111.50	-0.043985
4/1/2009	116.63		116.63	-0.042053
3/31/2009	121.75		121.75	-0.224769
3/30/2009	157.05		157.05	0.000000
3/29/2009	157.05		157.05	0.000000
3/28/2009	157.05		157.05	0.000000
3/27/2009	157.05		157.05	0.069095
3/26/2009	146.90		146.90	0.222130
3/25/2009	120.20		120.20	0.000000
3/24/2009	120.20		120.20	0.044945
3/23/2009	115.03	20.70	115.03	0.047155
3/22/2009	109.85	5.18	109.85	0.049389
3/21/2009	104.68		104.68	0.052060
3/20/2009	99.50		99.50	-0.024701
3/19/2009	102.02		102.02	-0.024106
3/18/2009	104.54		104.54	0.043313
3/17/2009	100.20		100.20	0.045274

3/16/2009	95.86		95.86	-0.001770
3/15/2009	96.03	0.68	96.03	-0.001767
3/14/2009	96.20	0.17	96.20	-0.001764
3/13/2009	96.37		96.37	-0.001761
3/12/2009	96.54		96.54	0.000000
3/11/2009	96.54		96.54	0.081681
3/10/2009	89.25		89.25	-0.093909
3/9/2009	98.50		98.50	0.005718
3/8/2009	97.94	2.25	97.94	0.005751
3/7/2009	97.38	0.56	97.38	0.005888
3/6/2009	96.81		96.81	0.005818
3/5/2009	96.25		96.25	0.074339
3/4/2009	89.59		89.59	-0.137895
3/3/2009	103.92		103.92	-0.019067
3/2/2009	105.94	8.08	105.94	-0.018711
3/1/2009	107.96	2.02	107.96	-0.018367
2/28/2009	109.98		109.98	-0.018036
2/27/2009	112.00		112.00	-0.041916
2/26/2009	116.90		116.90	-0.107974
2/25/2009	131.05		131.05	-0.054132
2/24/2009	138.55		138.55	-0.051287
2/23/2009	146.04		146.04	-0.004295
2/22/2009	146.67	1.89	146.67	-0.004277
2/21/2009	147.30	0.63	147.30	-0.004259
2/20/2009	147.93		147.93	-0.033769
2/19/2009	153.10		153.10	-0.032605
2/18/2009	158.26		158.26	-0.151694
2/17/2009	186.56		186.56	-0.055440
2/16/2009	197.51		197.51	-0.009329
2/15/2009	199.37	5.59	199.37	-0.009292
2/14/2009	201.24	1.86	201.24	-0.009158
2/13/2009	203.10		203.10	0.007440
2/12/2009	201.60		201.60	0.020708
2/11/2009	197.51		197.51	0.000000
2/10/2009	197.51		197.51	0.067218
2/9/2009	185.07		185.07	-0.048728
2/8/2009	194.55	28.43	194.55	-0.046417
2/7/2009	204.02	9.48	204.02	-0.044403
2/6/2009	213.50		213.50	-0.080138
2/5/2009	232.10		232.10	0.000000
2/4/2009	232.10		232.10	-0.008120
2/3/2009	234.00		234.00	0.009491
2/2/2009	231.80		231.80	-0.007408
2/1/2009	233.53	5.20	233.53	-0.007396
1/31/2009	235.27	1.73	235.27	-0.007300
1/30/2009	237.00		237.00	0.000000
1/29/2009	237.00		237.00	0.021552
1/28/2009	232.00		232.00	0.027913
1/27/2009	225.70		225.70	0.001775
1/26/2009	225.30		225.30	0.000000
1/25/2009	225.30		225.30	0.000000
1/24/2009	225.30		225.30	0.000000
1/23/2009	225.30		225.30	-0.012275
1/22/2009	228.10		228.10	0.000000
1/21/2009	228.10		228.10	-0.021870
1/20/2009	233.20		233.20	0.000000

1/19/2009	233.20		233.20	0.018474
1/18/2009	228.97	12.70	228.97	0.018867
1/17/2009	224.73	4.23	224.73	0.019184
1/16/2009	220.50		220.50	0.025581
1/15/2009	215.00		215.00	0.000000
1/14/2009	215.00		215.00	0.028216
1/13/2009	209.10		209.10	0.000000
1/12/2009	209.10		209.10	-0.009803
1/11/2009	211.17	6.20	211.17	-0.009661
1/10/2009	213.23	2.07	213.23	-0.009614
1/9/2009	215.30		215.30	0.042110
1/8/2009	206.60		206.60	0.000000
1/7/2009	206.60		206.60	0.175533
1/6/2009	175.75		175.75	0.000000
1/5/2009	175.75		175.75	0.011045
1/4/2009	173.83	5.75	173.83	0.011110
1/3/2009	171.92	1.92	171.92	0.011294
1/2/2009	170.00		170.00	0.000000
1/1/2009	170.00		170.00	0.000000
12/31/2008	170.00		170.00	0.000000
12/30/2008	170.00		170.00	0.030928
12/29/2008	164.90		164.90	0.000000
12/28/2008	164.90		164.90	0.000000
12/27/2008	164.90		164.90	0.000000
12/26/2008	164.90		164.90	0.000000
12/25/2008	164.90		164.90	0.000000
12/24/2008	164.90		164.90	0.000000
12/23/2008	164.90		164.90	-0.031140
12/22/2008	170.20		170.20	-0.002754
12/21/2008	170.67	1.40	170.67	-0.002688
12/20/2008	171.13	0.47	171.13	-0.002739
12/19/2008	171.60		171.60	0.000000
12/18/2008	171.60		171.60	-0.046667
12/17/2008	180.00		180.00	0.000000
12/16/2008	180.00		180.00	-0.029650
12/15/2008	185.50		185.50	-0.000916
12/14/2008	185.67	0.50	185.67	-0.000861
12/13/2008	185.83	0.17	185.83	-0.000914
12/12/2008	186.00		186.00	0.019178
12/11/2008	182.50		182.50	0.019553
12/10/2008	179.00		179.00	0.052941
12/9/2008	170.00		170.00	0.000000
12/8/2008	170.00		170.00	-0.008746
12/7/2008	171.50	4.50	171.50	-0.008671
12/6/2008	173.00	1.50	173.00	-0.008596
12/5/2008	174.50		174.50	0.000000
12/4/2008	174.50		174.50	-0.019663
12/3/2008	178.00		178.00	0.000000
12/2/2008	178.00		178.00	-0.027057
12/1/2008	182.95		182.95	0.000000
11/30/2008	182.95		182.95	0.000000
11/29/2008	182.95		182.95	0.000000
11/28/2008	182.95		182.95	0.014979
11/27/2008	180.25		180.25	0.119426
11/26/2008	161.02		161.02	0.135703
11/25/2008	141.78		141.78	-0.063231

11/24/2008	151.35	38.27	151.35	-0.059471
11/23/2008	160.92	9.57	160.92	-0.056077
11/22/2008	170.48		170.48	-0.053152
11/21/2008	180.05		180.05	-0.071572
11/20/2008	193.93		193.93	-0.066747
11/19/2008	207.80		207.80	-0.148361
11/18/2008	244.00		244.00	0.005771
11/17/2008	242.60		242.60	-0.009108
11/16/2008	244.83	8.90	244.83	-0.008986
11/15/2008	247.05	2.23	247.05	-0.008946
11/14/2008	249.28		249.28	-0.008827
11/13/2008	251.50		251.50	-0.050943
11/12/2008	265.00		265.00	0.014937
11/11/2008	261.10		261.10	-0.010797
11/10/2008	263.95	11.40	263.95	-0.010682
11/9/2008	266.80	2.85	266.80	-0.010569
11/8/2008	269.65		269.65	-0.010459
11/7/2008	272.50		272.50	-0.052174
11/6/2008	287.50		287.50	0.058347
11/5/2008	271.65		271.65	0.061962
11/4/2008	255.80		255.80	0.021443
11/3/2008	250.43	21.50	250.43	0.021955
11/2/2008	245.05	5.38	245.05	0.022405
11/1/2008	239.68		239.68	0.022962
10/31/2008	234.30		234.30	0.091799
10/30/2008	214.60		214.60	-0.074082
10/29/2008	231.77	51.50	231.77	-0.068935
10/28/2008	248.93	17.17	248.93	-0.064525
10/27/2008	266.10		266.10	-0.023773
10/26/2008	272.58	25.90	272.58	-0.023186
10/25/2008	279.05	6.47	279.05	-0.022695
10/24/2008	285.53		285.53	-0.022158
10/23/2008	292.00		292.00	-0.020463
10/22/2008	298.10		298.10	0.043402
10/21/2008	285.70		285.70	-0.070894
10/20/2008	307.50		307.50	-0.012841
10/19/2008	311.50	12.00	311.50	-0.012678
10/18/2008	315.50	4.00	315.50	-0.012520
10/17/2008	319.50		319.50	-0.145722
10/16/2008	374.00		374.00	0.359506
10/15/2008	275.10		275.10	0.000000
10/14/2008	275.10		275.10	0.005850
10/13/2008	273.50		273.50	-0.043807
10/12/2008	286.03	50.10	286.03	-0.041936
10/11/2008	298.55	12.53	298.55	-0.040279
10/10/2008	311.08		311.08	-0.038690
10/9/2008	323.60		323.60	-0.046974
10/8/2008	339.55		339.55	-0.044866
10/7/2008	355.50		355.50	-0.140474
10/6/2008	413.60		413.60	-0.014370
10/5/2008	419.63	24.10	419.63	-0.014143
10/4/2008	425.65	6.02	425.65	-0.013969
10/3/2008	431.68		431.68	-0.013754
10/2/2008	437.70		437.70	0.000000
10/1/2008	437.70		437.70	-0.079495
9/30/2008	475.50		475.50	0.000000

9/29/2008	475.50		475.50	0.000694
9/28/2008	475.17	1.00	475.17	0.000716
9/27/2008	474.83	0.33	474.83	0.000695
9/26/2008	474.50		474.50	0.008287
9/25/2008	470.60		470.60	-0.069041
9/24/2008	505.50		505.50	0.172854
9/23/2008	431.00		431.00	0.278932
9/22/2008	337.00		337.00	-0.078404
9/21/2008	365.67	86.00	365.67	-0.072680
9/20/2008	394.33	28.67	394.33	-0.067778
9/19/2008	423.00		423.00	-0.162791
9/18/2008	505.25		505.25	-0.140000
9/17/2008	587.50		587.50	-0.061876
9/16/2008	626.25		626.25	-0.058271
9/15/2008	665.00		665.00	0.001204
9/14/2008	664.20	2.40	664.20	0.001206
9/13/2008	663.40	0.80	663.40	0.001207
9/12/2008	662.60		662.60	-0.053564
9/11/2008	700.10		700.10	0.002147
9/10/2008	698.60		698.60	0.002943
9/9/2008	696.55		696.55	0.002952
9/8/2008	694.50		694.50	-0.007503
9/7/2008	699.75	21.00	699.75	-0.007447
9/6/2008	705.00	5.25	705.00	-0.007392
9/5/2008	710.25		710.25	-0.007338
9/4/2008	715.50		715.50	0.094874
9/3/2008	653.50		653.50	0.000000
9/2/2008	653.50		653.50	0.063293
9/1/2008	614.60		614.60	

oč. 1denní výnos: -0.001058
oč. roční výnos: -0.384967
rozptyl. 0.002616
riziko: 0.051151



8/31/2009	456.50	8.2	456.50	0.006016
8/30/2009	453.77	2.733333333	453.77	0.006075
8/29/2009	451.03		451.03	0.006090
8/28/2009	448.30	10.2	448.30	0.011507
8/27/2009	443.20	5.1	443.20	0.011641
8/26/2009	438.10		438.10	0.016238
8/25/2009	431.10		431.10	-0.011239
8/24/2009	436.00	19.50	436.00	0.015134
8/23/2009	429.50	6.5	429.50	0.015366
8/22/2009	423.00		423.00	0.015606
8/21/2009	416.50	12.3	416.50	0.014987
8/20/2009	410.35	6.15	410.35	0.015215
8/19/2009	404.20		404.20	0.021997
8/18/2009	395.50		395.50	-0.002522
8/17/2009	396.50	2.30	396.50	0.001946
8/16/2009	395.73	0.766666667	395.73	0.001924
8/15/2009	394.97		394.97	0.001953
8/14/2009	394.20	7.8	394.20	-0.009797
8/13/2009	398.10	3.9	398.10	-0.009701
8/12/2009	402.00	9.5	402.00	-0.011678
8/11/2009	406.75	4.75	406.75	0.036306
8/10/2009	392.50	3.50	392.50	0.002221
8/9/2009	391.63	0.875	391.63	0.002252
8/8/2009	390.75		390.75	0.002231
8/7/2009	389.88		389.88	0.002262
8/6/2009	389.00	10.2	389.00	0.013285
8/5/2009	383.90	5.1	383.90	0.013464
8/4/2009	378.80		378.80	0.019650
8/3/2009	371.50	1.50	371.50	0.001348
8/2/2009	371.00	0.5	371.00	0.001350
8/1/2009	370.50		370.50	0.001351
7/31/2009	370.00		370.00	-0.009636
7/30/2009	373.60	13.9	373.60	-0.018263
7/29/2009	380.55	6.95	380.55	-0.017935
7/28/2009	387.50		387.50	0.044474
7/27/2009	371.00	4.10	371.00	0.002757
7/26/2009	369.98	1.025	369.98	0.002792
7/25/2009	368.95		368.95	0.002772
7/24/2009	367.93		367.93	0.002807
7/23/2009	366.90	2.9	366.90	0.003968
7/22/2009	365.45	1.45	365.45	0.003984
7/21/2009	364.00		364.00	-0.017013
7/20/2009	370.30	5.30	370.30	0.004803
7/19/2009	368.53	1.766666667	368.53	0.004799
7/18/2009	366.77		366.77	0.004849
7/17/2009	365.00	4.4	365.00	0.006064
7/16/2009	362.80	2.2	362.80	0.006101
7/15/2009	360.60		360.60	0.036207
7/14/2009	348.00	2.50	348.00	0.001785
7/13/2009	347.38	0.625	347.38	0.001817
7/12/2009	346.75		346.75	0.001791
7/11/2009	346.13		346.13	0.001823
7/10/2009	345.50		345.50	0.018273
7/9/2009	339.30		339.30	-0.003817
7/8/2009	340.60		340.60	-0.029630
7/7/2009	351.00		351.00	0.000000

7/6/2009	351.00		351.00	0.000000
7/5/2009	351.00		351.00	0.000000
7/4/2009	351.00		351.00	0.000000
7/3/2009	351.00		351.00	-0.004538
7/2/2009	352.60		352.60	-0.026236
7/1/2009	362.10	8.9	362.10	0.012442
6/30/2009	357.65	4.45	357.65	0.012599
6/29/2009	353.20	0.80	353.20	-0.000764
6/28/2009	353.47	0.266666667	353.47	-0.000735
6/27/2009	353.73		353.73	-0.000763
6/26/2009	354.00		354.00	0.000000
6/25/2009	354.00	21	354.00	-0.028807
6/24/2009	364.50	10.5	364.50	-0.028000
6/23/2009	375.00		375.00	0.000000
6/22/2009	375.00	7.00	375.00	0.006252
6/21/2009	372.67	2.333333333	372.67	0.006319
6/20/2009	370.33		370.33	0.006332
6/19/2009	368.00		368.00	-0.002710
6/18/2009	369.00	7	369.00	-0.009396
6/17/2009	372.50	3.5	372.50	-0.009309
6/16/2009	376.00		376.00	-0.002653
6/15/2009	377.00	7.00	377.00	0.004664
6/14/2009	375.25	1.75	375.25	0.004685
6/13/2009	373.50		373.50	0.004707
6/12/2009	371.75		371.75	0.004730
6/11/2009	370.00	13.2	370.00	0.018162
6/10/2009	363.40	6.6	363.40	0.018498
6/9/2009	356.80		356.80	-0.026201
6/8/2009	366.40	13.60	366.40	-0.009194
6/7/2009	369.80	3.4	369.80	-0.009110
6/6/2009	373.20		373.20	-0.009028
6/5/2009	376.60		376.60	-0.008947
6/4/2009	380.00		380.00	0.027305
6/3/2009	369.90		369.90	0.013425
6/2/2009	365.00		365.00	-0.013514
6/1/2009	370.00	30.00	370.00	0.020690
5/31/2009	362.50	7.5	362.50	0.021127
5/30/2009	355.00		355.00	0.021583
5/29/2009	347.50		347.50	0.022059
5/28/2009	340.00		340.00	0.043265
5/27/2009	325.90		325.90	-0.032651
5/26/2009	336.90		336.90	0.020909
5/25/2009	330.00	5.00	330.00	-0.003774
5/24/2009	331.25	1.25	331.25	-0.003759
5/23/2009	332.50		332.50	-0.003745
5/22/2009	333.75		333.75	-0.003731
5/21/2009	335.00	4	335.00	0.006006
5/20/2009	333.00	2	333.00	0.006042
5/19/2009	331.00		331.00	0.050794
5/18/2009	315.00	10.00	315.00	-0.010461
5/17/2009	318.33	3.333333333	318.33	-0.010383
5/16/2009	321.67		321.67	-0.010246
5/15/2009	325.00	12	325.00	0.018809
5/14/2009	319.00	6	319.00	0.019169
5/13/2009	313.00		313.00	-0.077513
5/12/2009	339.30	0.80	339.30	-0.000471

5/11/2009	339.46	0.16	339.46	-0.000471
5/10/2009	339.62		339.62	-0.000471
5/9/2009	339.78		339.78	-0.000471
5/8/2009	339.94		339.94	-0.000470
5/7/2009	340.10		340.10	0.003245
5/6/2009	339.00	2.5	339.00	0.003701
5/5/2009	337.75	1.25	337.75	0.003715
5/4/2009	336.50	3.70	336.50	0.002742
5/3/2009	335.58	0.925	335.58	0.002779
5/2/2009	334.65		334.65	0.002757
5/1/2009	333.73		333.73	0.002794
4/30/2009	332.80	30.3	332.80	0.047694
4/29/2009	317.65	15.15	317.65	0.050083
4/28/2009	302.50		302.50	0.025424
4/27/2009	295.00	15.50	295.00	0.017838
4/26/2009	289.83	5.166666667	289.83	0.018126
4/25/2009	284.67		284.67	0.018497
4/24/2009	279.50	2.5	279.50	-0.004452
4/23/2009	280.75	1.25	280.75	-0.004433
4/22/2009	282.00	2.2	282.00	0.003916
4/21/2009	280.90	1.1	280.90	0.003931
4/20/2009	279.80	2.50	279.80	0.002975
4/19/2009	278.97	0.833333333	278.97	0.003020
4/18/2009	278.13		278.13	0.002993
4/17/2009	277.30		277.30	0.010937
4/16/2009	274.30		274.30	0.000365
4/15/2009	274.20		274.20	0.000365
4/14/2009	274.10	7.10	274.10	0.006499
4/13/2009	272.33	1.775	272.33	0.006579
4/12/2009	270.55		270.55	0.006585
4/11/2009	268.78		268.78	0.006667
4/10/2009	267.00	4.6	267.00	0.008689
4/9/2009	264.70	2.3	264.70	0.008765
4/8/2009	262.40		262.40	0.005364
4/7/2009	261.00		261.00	0.055398
4/6/2009	247.30	1.80	247.30	0.002432
4/5/2009	246.70	0.6	246.70	0.002438
4/4/2009	246.10		246.10	0.002444
4/3/2009	245.50	9	245.50	0.018672
4/2/2009	241.00	4.5	241.00	0.019027
4/1/2009	236.50	1.7	236.50	-0.003581
3/31/2009	237.35	0.85	237.35	-0.003568
3/30/2009	238.20		238.20	0.013186
3/29/2009	235.10	9.30	235.10	0.013362
3/28/2009	232.00	3.1	232.00	0.013543
3/27/2009	228.90	0.1	228.90	-0.000218
3/26/2009	228.95	0.05	228.95	-0.000218
3/25/2009	229.00		229.00	0.026906
3/24/2009	223.00		223.00	-0.013274
3/23/2009	226.00	10.50	226.00	-0.011503
3/22/2009	228.63	2.625	228.63	-0.011330
3/21/2009	231.25		231.25	-0.011245
3/20/2009	233.88		233.88	-0.011078
3/19/2009	236.50		236.50	0.015021
3/18/2009	233.00		233.00	-0.042335
3/17/2009	243.30		243.30	0.046002

3/16/2009	232.60	4.70	232.60	-0.005047
3/15/2009	233.78	1.175	233.78	-0.004980
3/14/2009	234.95		234.95	-0.004997
3/13/2009	236.13		236.13	-0.004930
3/12/2009	237.30		237.30	0.011940
3/11/2009	234.50		234.50	-0.033388
3/10/2009	242.60		242.60	-0.001646
3/9/2009	243.00	4.50	243.00	-0.004629
3/8/2009	244.13	1.125	244.13	-0.004567
3/7/2009	245.25		245.25	-0.004586
3/6/2009	246.38		246.38	-0.004525
3/5/2009	247.50		247.50	-0.002016
3/4/2009	248.00		248.00	-0.002012
3/3/2009	248.50		248.50	0.006073
3/2/2009	247.00		247.00	0.000000
3/1/2009	247.00		247.00	0.000000
2/28/2009	247.00		247.00	0.000000
2/27/2009	247.00		247.00	0.000000
2/26/2009	247.00		247.00	0.012295
2/25/2009	244.00		244.00	0.004115
2/24/2009	243.00		243.00	-0.026052
2/23/2009	249.50	2.50	249.50	0.003338
2/22/2009	248.67	0.8333333333	248.67	0.003389
2/21/2009	247.83		247.83	0.003360
2/20/2009	247.00	0.5	247.00	-0.001011
2/19/2009	247.25	0.25	247.25	-0.001010
2/18/2009	247.50		247.50	-0.017857
2/17/2009	252.00		252.00	-0.001980
2/16/2009	252.50	8.00	252.50	0.007984
2/15/2009	250.50	2	250.50	0.008048
2/14/2009	248.50		248.50	0.008114
2/13/2009	246.50		246.50	0.008180
2/12/2009	244.50		244.50	0.012422
2/11/2009	241.50		241.50	0.004158
2/10/2009	240.50	5.5	240.50	0.011567
2/9/2009	237.75	2.75	237.75	0.011702
2/8/2009	235.00	0.60	235.00	-0.000850
2/7/2009	235.20	0.2	235.20	-0.000850
2/6/2009	235.40		235.40	-0.000849
2/5/2009	235.60	5.9	235.60	-0.012366
2/4/2009	238.55	2.95	238.55	-0.012215
2/3/2009	241.50		241.50	0.023305
2/2/2009	236.00	2.00	236.00	-0.002114
2/1/2009	236.50	0.5	236.50	-0.002110
1/31/2009	237.00		237.00	-0.002105
1/30/2009	237.50		237.50	-0.002101
1/29/2009	238.00	4.5	238.00	-0.009365
1/28/2009	240.25	2.25	240.25	-0.009278
1/27/2009	242.50		242.50	0.016771
1/26/2009	238.50	1.50	238.50	-0.002092
1/25/2009	239.00	0.5	239.00	-0.002088
1/24/2009	239.50		239.50	-0.002083
1/23/2009	240.00	0.9	240.00	0.001879
1/22/2009	239.55	0.45	239.55	0.001882
1/21/2009	239.10		239.10	-0.010348
1/20/2009	241.60	1.40	241.60	-0.001447

1/19/2009	241.95	0.35	241.95	-0.001444
1/18/2009	242.30		242.30	-0.001442
1/17/2009	242.65		242.65	-0.001440
1/16/2009	243.00	12	243.00	-0.024096
1/15/2009	249.00	6	249.00	-0.023529
1/14/2009	255.00		255.00	0.017964
1/13/2009	250.50	8.00	250.50	0.008048
1/12/2009	248.50	2	248.50	0.008114
1/11/2009	246.50		246.50	0.008180
1/10/2009	244.50		244.50	0.008247
1/9/2009	242.50	6.2	242.50	0.012949
1/8/2009	239.40	3.1	239.40	0.013119
1/7/2009	236.30	1.7	236.30	-0.003584
1/6/2009	237.15	0.85	237.15	-0.003571
1/5/2009	238.00	11.00	238.00	0.015662
1/4/2009	234.33	3.666666667	234.33	0.015867
1/3/2009	230.67		230.67	0.016167
1/2/2009	227.00		227.00	0.000000
1/1/2009	227.00		227.00	0.000000
12/31/2008	227.00		227.00	0.000000
12/30/2008	227.00		227.00	0.065728
12/29/2008	213.00	0.50	213.00	0.000376
12/28/2008	212.92	0.0833333333	212.92	0.000423
12/27/2008	212.83		212.83	0.000376
12/26/2008	212.75		212.75	0.000376
12/25/2008	212.67		212.67	0.000423
12/24/2008	212.58		212.58	0.000376
12/23/2008	212.50		212.50	-0.051339
12/22/2008	224.00		224.00	0.000000
12/21/2008	224.00		224.00	0.000000
12/20/2008	224.00		224.00	0.000000
12/19/2008	224.00		224.00	-0.013216
12/18/2008	227.00		227.00	-0.013043
12/17/2008	230.00		230.00	0.013216
12/16/2008	227.00	8.10	227.00	-0.008863
12/15/2008	229.03	2.025	229.03	-0.008743
12/14/2008	231.05		231.05	-0.008709
12/13/2008	233.08		233.08	-0.008592
12/12/2008	235.10		235.10	-0.003814
12/11/2008	236.00	5.5	236.00	0.011790
12/10/2008	233.25	2.75	233.25	0.011931
12/9/2008	230.50		230.50	0.010965
12/8/2008	228.00	8.00	228.00	-0.011575
12/7/2008	230.67	2.666666667	230.67	-0.011400
12/6/2008	233.33		233.33	-0.011314
12/5/2008	236.00	9	236.00	0.019438
12/4/2008	231.50	4.5	231.50	0.019824
12/3/2008	227.00		227.00	-0.034043
12/2/2008	235.00		235.00	-0.035304
12/1/2008	243.60	16.10	243.60	0.022541
11/30/2008	238.23	5.366666667	238.23	0.023017
11/29/2008	232.87		232.87	0.023604
11/28/2008	227.50	4.1	227.50	-0.008931
11/27/2008	229.55	2.05	229.55	-0.008851
11/26/2008	231.60	26.5	231.60	0.060682
11/25/2008	218.35	13.25	218.35	0.064603

11/24/2008	205.10	14.90	205.10	-0.017861
11/23/2008	208.83	3.725	208.83	-0.017502
11/22/2008	212.55		212.55	-0.017246
11/21/2008	216.28		216.28	-0.016909
11/20/2008	220.00	6.6	220.00	-0.014778
11/19/2008	223.30	3.3	223.30	-0.014563
11/18/2008	226.60		226.60	0.041360
11/17/2008	217.60	17.40	217.60	-0.025962
11/16/2008	223.40	5.8	223.40	-0.025305
11/15/2008	229.20		229.20	-0.024681
11/14/2008	235.00	16.9	235.00	0.037299
11/13/2008	226.55	8.45	226.55	0.038744
11/12/2008	218.10	27.59	218.10	0.067495
11/11/2008	204.31	13.795	204.31	0.072437
11/10/2008	190.51	5.51	190.51	0.009752
11/9/2008	188.67	1.836666667	188.67	0.009794
11/8/2008	186.84		186.84	0.009946
11/7/2008	185.00	2.6	185.00	-0.006978
11/6/2008	186.30	1.3	186.30	-0.006930
11/5/2008	187.60		187.60	0.010177
11/4/2008	185.71	1.70	185.71	0.002267
11/3/2008	185.29	0.425	185.29	0.002326
11/2/2008	184.86		184.86	0.002277
11/1/2008	184.44		184.44	0.002337
10/31/2008	184.01		184.01	0.043910
10/30/2008	176.27	33.73	176.27	-0.059943
10/29/2008	187.51	11.24333333	187.51	-0.056601
10/28/2008	198.76		198.76	-0.053524
10/27/2008	210.00	14.00	210.00	-0.016393
10/26/2008	213.50	3.5	213.50	-0.016129
10/25/2008	217.00		217.00	-0.015873
10/24/2008	220.50		220.50	-0.015625
10/23/2008	224.00		224.00	0.029412
10/22/2008	217.60	1.1	217.60	0.002534
10/21/2008	217.05	0.55	217.05	0.002540
10/20/2008	216.50	27.60	216.50	-0.030886
10/19/2008	223.40	6.9	223.40	-0.029961
10/18/2008	230.30		230.30	-0.029089
10/17/2008	237.20		237.20	-0.028267
10/16/2008	244.10		244.10	0.092170
10/15/2008	223.50	11.5	223.50	-0.025082
10/14/2008	229.25	5.75	229.25	-0.024468
10/13/2008	235.00	18.50	235.00	-0.019321
10/12/2008	239.63	4.625	239.63	-0.018915
10/11/2008	244.25		244.25	-0.018603
10/10/2008	248.88		248.88	-0.018225
10/9/2008	253.50		253.50	-0.096579
10/8/2008	280.60	26.4	280.60	-0.044929
10/7/2008	293.80	13.2	293.80	-0.042997
10/6/2008	307.00	14.00	307.00	-0.014984
10/5/2008	311.67	4.666666667	311.67	-0.014731
10/4/2008	316.33		316.33	-0.014548
10/3/2008	321.00		321.00	0.035484
10/2/2008	310.00		310.00	-0.006729
10/1/2008	312.10	24.5	312.10	-0.037768
9/30/2008	324.35	12.25	324.35	-0.036393

9/29/2008	336.60	7.60	336.60	0.007573
9/28/2008	334.07	2.533333333	334.07	0.007661
9/27/2008	331.53		331.53	0.007690
9/26/2008	329.00	12	329.00	-0.017910
9/25/2008	335.00	6	335.00	-0.017595
9/24/2008	341.00	24.5	341.00	0.037262
9/23/2008	328.75	12.25	328.75	0.038705
9/22/2008	316.50	3.50	316.50	0.003710
9/21/2008	315.33	1.166666667	315.33	0.003692
9/20/2008	314.17		314.17	0.003738
9/19/2008	313.00	33.5	313.00	-0.050796
9/18/2008	329.75	16.75	329.75	-0.048341
9/17/2008	346.50	7.5	346.50	-0.010707
9/16/2008	350.25	3.75	350.25	-0.010593
9/15/2008	354.00	7.00	354.00	-0.006539
9/14/2008	356.33	2.333333333	356.33	-0.006524
9/13/2008	358.67		358.67	-0.006454
9/12/2008	361.00	12.8	361.00	-0.017420
9/11/2008	367.40	6.4	367.40	-0.017121
9/10/2008	373.80	20.2	373.80	-0.026309
9/9/2008	383.90	10.1	383.90	-0.025635
9/8/2008	394.00	17.20	394.00	-0.010796
9/7/2008	398.30	4.3	398.30	-0.010681
9/6/2008	402.60		402.60	-0.010568
9/5/2008	406.90		406.90	-0.010457
9/4/2008	411.20		411.20	0.030318
9/3/2008	399.10	2	399.10	-0.002499
9/2/2008	400.10		400.10	-0.002493
9/1/2008	401.10		401.10	

oč. 1denní výnos:	0.000567
oč. roční výnos:	0.206424
rozptyl.	0.000425
riziko:	0.020609

8/31/2009	8198.00		8198.00	0.001711
8/30/2009	8184.00	42	8184.00	0.001714
8/29/2009	8170.00	14	8170.00	0.001717
8/28/2009	8156.00		8156.00	0.022311
8/27/2009	7978.00	201	7978.00	0.012758
8/26/2009	7877.50	100.5	7877.50	0.012923
8/25/2009	7777.00		7777.00	0.006601
8/24/2009	7726.00	47	7726.00	-0.001519
8/23/2009	7737.75	11.75	7737.75	-0.001516
8/22/2009	7749.50		7749.50	-0.001514
8/21/2009	7761.25		7761.25	-0.001512
8/20/2009	7773.00	3	7773.00	-0.000193
8/19/2009	7774.50	1.5	7774.50	-0.000193
8/18/2009	7776.00		7776.00	-0.015198
8/17/2009	7896.00	105	7896.00	-0.003313
8/16/2009	7922.25	26.25	7922.25	-0.003303
8/15/2009	7948.50		7948.50	-0.003292
8/14/2009	7974.75		7974.75	-0.003281
8/13/2009	8001.00		8001.00	-0.005469
8/12/2009	8045.00	395.00	8045.00	0.025167
8/11/2009	7847.50	197.5	7847.50	0.025817
8/10/2009	7650.00	61.00	7650.00	0.001997
8/9/2009	7634.75	15.25	7634.75	0.002001
8/8/2009	7619.50		7619.50	0.002005
8/7/2009	7604.25		7604.25	0.002009
8/6/2009	7589.00		7589.00	0.013624
8/5/2009	7487.00		7487.00	0.029141
8/4/2009	7275.00	226.00	7275.00	0.007827
8/3/2009	7218.50	56.5	7218.50	0.007889
8/2/2009	7162.00		7162.00	0.007952
8/1/2009	7105.50		7105.50	0.008015
7/31/2009	7049.00		7049.00	0.027401
7/30/2009	6861.00	36.00	6861.00	0.002630
7/29/2009	6843.00	18	6843.00	0.002637
7/28/2009	6825.00		6825.00	-0.009865
7/27/2009	6893.00	70.00	6893.00	-0.002532
7/26/2009	6910.50	17.5	6910.50	-0.002526
7/25/2009	6928.00		6928.00	-0.002520
7/24/2009	6945.50		6945.50	-0.002513
7/23/2009	6963.00	91.00	6963.00	0.006578
7/22/2009	6917.50	45.5	6917.50	0.006621
7/21/2009	6872.00		6872.00	0.010588
7/20/2009	6800.00	116.00	6800.00	0.004283
7/19/2009	6771.00	29	6771.00	0.004301
7/18/2009	6742.00		6742.00	0.004320
7/17/2009	6713.00		6713.00	0.004339
7/16/2009	6684.00		6684.00	-0.000897
7/15/2009	6690.00	165.00	6690.00	0.012486
7/14/2009	6607.50	82.5	6607.50	0.012644
7/13/2009	6525.00	227.00	6525.00	0.011733
7/12/2009	6449.33	75.66667	6449.33	0.011871
7/11/2009	6373.67		6373.67	0.012015
7/10/2009	6298.00		6298.00	0.006392
7/9/2009	6258.00		6258.00	0.011639
7/8/2009	6186.00	119.00	6186.00	-0.003833
7/7/2009	6209.80	23.8	6209.80	-0.003818

7/6/2009	6233.60		6233.60	-0.003803
7/5/2009	6257.40		6257.40	-0.003789
7/4/2009	6281.20		6281.20	-0.003775
7/3/2009	6305.00		6305.00	0.005582
7/2/2009	6270.00	5.00	6270.00	-0.000399
7/1/2009	6272.50	2.5	6272.50	-0.000398
6/30/2009	6275.00		6275.00	0.017018
6/29/2009	6170.00	80.00	6170.00	-0.004304
6/28/2009	6196.67	26.66667	6196.67	-0.004284
6/27/2009	6223.33		6223.33	-0.004267
6/26/2009	6250.00		6250.00	0.006441
6/25/2009	6210.00	135.00	6210.00	0.010989
6/24/2009	6142.50	67.5	6142.50	0.011111
6/23/2009	6075.00		6075.00	0.001979
6/22/2009	6063.00	12.00	6063.00	0.000660
6/21/2009	6059.00	4	6059.00	0.000661
6/20/2009	6055.00		6055.00	0.000661
6/19/2009	6051.00	76.00	6051.00	-0.006241
6/18/2009	6089.00	38	6089.00	-0.006202
6/17/2009	6127.00		6127.00	-0.033596
6/16/2009	6340.00		6340.00	0.006349
6/15/2009	6300.00		6300.00	0.000000
6/14/2009	6300.00		6300.00	0.000000
6/13/2009	6300.00		6300.00	0.000000
6/12/2009	6300.00	50.00	6300.00	-0.003953
6/11/2009	6325.00	25	6325.00	-0.003937
6/10/2009	6350.00		6350.00	0.012598
6/9/2009	6271.00		6271.00	0.001757
6/8/2009	6260.00	20.00	6260.00	0.000799
6/7/2009	6255.00	5	6255.00	0.000800
6/6/2009	6250.00		6250.00	0.000801
6/5/2009	6245.00		6245.00	0.000801
6/4/2009	6240.00	340.00	6240.00	0.028007
6/3/2009	6070.00	170	6070.00	0.028814
6/2/2009	5900.00	300.00	5900.00	-0.012552
6/1/2009	5975.00	75	5975.00	-0.012397
5/31/2009	6050.00		6050.00	-0.012245
5/30/2009	6125.00		6125.00	-0.012097
5/29/2009	6200.00		6200.00	-0.008793
5/28/2009	6255.00		6255.00	-0.008716
5/27/2009	6310.00		6310.00	0.000793
5/26/2009	6305.00		6305.00	0.000794
5/25/2009	6300.00	89.00	6300.00	-0.004687
5/24/2009	6329.67	29.66667	6329.67	-0.004664
5/23/2009	6359.33		6359.33	-0.004644
5/22/2009	6389.00		6389.00	0.029322
5/21/2009	6207.00		6207.00	0.030207
5/20/2009	6025.00		6025.00	0.010482
5/19/2009	5962.50		5962.50	0.010593
5/18/2009	5900.00	58.00	5900.00	-0.002452
5/17/2009	5914.50	14.5	5914.50	-0.002446
5/16/2009	5929.00		5929.00	-0.002440
5/15/2009	5943.50		5943.50	-0.002434
5/14/2009	5958.00		5958.00	0.026533
5/13/2009	5804.00		5804.00	0.027257
5/12/2009	5650.00		5650.00	0.023551

5/11/2009	5520.00		5520.00	0.000000
5/10/2009	5520.00		5520.00	0.000000
5/9/2009	5520.00		5520.00	0.000000
5/8/2009	5520.00		5520.00	0.000000
5/7/2009	5520.00		5520.00	0.004915
5/6/2009	5493.00		5493.00	0.009372
5/5/2009	5442.00		5442.00	0.012277
5/4/2009	5376.00	123.00	5376.00	0.005753
5/3/2009	5345.25	30.75	5345.25	0.005786
5/2/2009	5314.50		5314.50	0.005820
5/1/2009	5283.75		5283.75	0.005854
4/30/2009	5253.00		5253.00	0.002577
4/29/2009	5239.50		5239.50	0.002583
4/28/2009	5226.00		5226.00	-0.008349
4/27/2009	5270.00	20.00	5270.00	-0.001264
4/26/2009	5276.67	6.666667	5276.67	-0.001261
4/25/2009	5283.33		5283.33	-0.001261
4/24/2009	5290.00		5290.00	-0.001981
4/23/2009	5300.50		5300.50	-0.001977
4/22/2009	5311.00		5311.00	-0.085257
4/21/2009	5806.00		5806.00	0.015212
4/20/2009	5719.00	31.00	5719.00	-0.001353
4/19/2009	5726.75	7.75	5726.75	-0.001351
4/18/2009	5734.50		5734.50	-0.001350
4/17/2009	5742.25		5742.25	-0.001348
4/16/2009	5750.00		5750.00	0.003053
4/15/2009	5732.50		5732.50	0.003062
4/14/2009	5715.00	15.00	5715.00	0.000657
4/13/2009	5711.25	3.75	5711.25	0.000657
4/12/2009	5707.50		5707.50	0.000657
4/11/2009	5703.75		5703.75	0.000658
4/10/2009	5700.00		5700.00	0.002286
4/9/2009	5687.00		5687.00	-0.000352
4/8/2009	5689.00		5689.00	-0.000351
4/7/2009	5691.00		5691.00	0.001937
4/6/2009	5680.00	7.00	5680.00	0.000308
4/5/2009	5678.25	1.75	5678.25	0.000308
4/4/2009	5676.50		5676.50	0.000308
4/3/2009	5674.75		5674.75	0.000308
4/2/2009	5673.00		5673.00	-0.005958
4/1/2009	5707.00		5707.00	0.007058
3/31/2009	5667.00		5667.00	-0.001410
3/30/2009	5675.00	39.00	5675.00	-0.002286
3/29/2009	5688.00	13	5688.00	-0.002280
3/28/2009	5701.00		5701.00	-0.002275
3/27/2009	5714.00		5714.00	0.003424
3/26/2009	5694.50		5694.50	0.003436
3/25/2009	5675.00		5675.00	-0.000088
3/24/2009	5675.50		5675.50	-0.000088
3/23/2009	5676.00	1.00	5676.00	0.000058
3/22/2009	5675.67	0.333333	5675.67	0.000060
3/21/2009	5675.33		5675.33	0.000058
3/20/2009	5675.00		5675.00	-0.001759
3/19/2009	5685.00		5685.00	-0.001756
3/18/2009	5695.00		5695.00	-0.011456
3/17/2009	5761.00		5761.00	-0.006724

3/16/2009	5800.00	97.00	5800.00	0.004199
3/15/2009	5775.75	24.25	5775.75	0.004216
3/14/2009	5751.50		5751.50	0.004234
3/13/2009	5727.25		5727.25	0.004252
3/12/2009	5703.00		5703.00	-0.000438
3/11/2009	5705.50		5705.50	-0.000438
3/10/2009	5708.00		5708.00	-0.011773
3/9/2009	5776.00	49.00	5776.00	-0.002819
3/8/2009	5792.33	16.333333	5792.33	-0.002813
3/7/2009	5808.67		5808.67	-0.002803
3/6/2009	5825.00		5825.00	0.008134
3/5/2009	5778.00		5778.00	0.008201
3/4/2009	5731.00		5731.00	-0.006070
3/3/2009	5766.00		5766.00	-0.039000
3/2/2009	6000.00	46.00	6000.00	-0.001913
3/1/2009	6011.50	11.5	6011.50	-0.001909
2/28/2009	6023.00		6023.00	-0.001906
2/27/2009	6034.50		6034.50	-0.001902
2/26/2009	6046.00		6046.00	0.033769
2/25/2009	5848.50		5848.50	0.034950
2/24/2009	5651.00		5651.00	0.000177
2/23/2009	5650.00	96.00	5650.00	-0.005632
2/22/2009	5682.00	32	5682.00	-0.005600
2/21/2009	5714.00		5714.00	-0.005569
2/20/2009	5746.00		5746.00	-0.015253
2/19/2009	5835.00		5835.00	-0.027986
2/18/2009	6003.00		6003.00	-0.027224
2/17/2009	6171.00		6171.00	-0.016574
2/16/2009	6275.00	25.00	6275.00	0.001329
2/15/2009	6266.67	8.333333	6266.67	0.001333
2/14/2009	6258.33		6258.33	0.001333
2/13/2009	6250.00		6250.00	0.000400
2/12/2009	6247.50		6247.50	0.000400
2/11/2009	6245.00		6245.00	0.005150
2/10/2009	6213.00		6213.00	-0.030204
2/9/2009	6406.50		6406.50	-0.029318
2/8/2009	6600.00		6600.00	0.009560
2/7/2009	6537.50		6537.50	0.009653
2/6/2009	6475.00		6475.00	0.019524
2/5/2009	6351.00		6351.00	-0.000551
2/4/2009	6354.50		6354.50	-0.000550
2/3/2009	6358.00		6358.00	0.003472
2/2/2009	6336.00	175.00	6336.00	0.009292
2/1/2009	6277.67	58.333333	6277.67	0.009380
1/31/2009	6219.33		6219.33	0.009468
1/30/2009	6161.00		6161.00	0.023337
1/29/2009	6020.50		6020.50	0.023895
1/28/2009	5880.00		5880.00	0.004270
1/27/2009	5855.00		5855.00	0.004288
1/26/2009	5830.00	44.00	5830.00	0.001890
1/25/2009	5819.00	11	5819.00	0.001894
1/24/2009	5808.00		5808.00	0.001898
1/23/2009	5797.00		5797.00	0.001901
1/22/2009	5786.00		5786.00	0.003034
1/21/2009	5768.50		5768.50	0.003043
1/20/2009	5751.00	10.00	5751.00	-0.000435

1/19/2009	5753.50	2.5	5753.50	-0.000434
1/18/2009	5756.00		5756.00	-0.000434
1/17/2009	5758.50		5758.50	-0.000434
1/16/2009	5761.00		5761.00	0.003833
1/15/2009	5739.00		5739.00	-0.017295
1/14/2009	5840.00		5840.00	-0.026829
1/13/2009	6001.00	85.00	6001.00	-0.003529
1/12/2009	6022.25	21.25	6022.25	-0.003516
1/11/2009	6043.50		6043.50	-0.003504
1/10/2009	6064.75		6064.75	-0.003492
1/9/2009	6086.00		6086.00	-0.023271
1/8/2009	6231.00		6231.00	-0.022742
1/7/2009	6376.00		6376.00	-0.003906
1/6/2009	6401.00		6401.00	-0.003890
1/5/2009	6426.00	116.00	6426.00	0.006054
1/4/2009	6387.33	38.66667	6387.33	0.006089
1/3/2009	6348.67		6348.67	0.006128
1/2/2009	6310.00		6310.00	0.000000
1/1/2009	6310.00		6310.00	0.000000
12/31/2008	6310.00		6310.00	0.000000
12/30/2008	6310.00		6310.00	0.006380
12/29/2008	6270.00		6270.00	0.000000
12/28/2008	6270.00		6270.00	0.000000
12/27/2008	6270.00		6270.00	0.000000
12/26/2008	6270.00		6270.00	0.000000
12/25/2008	6270.00		6270.00	0.000000
12/24/2008	6270.00		6270.00	0.000000
12/23/2008	6270.00		6270.00	-0.027907
12/22/2008	6450.00		6450.00	0.000000
12/21/2008	6450.00		6450.00	0.000000
12/20/2008	6450.00		6450.00	0.000000
12/19/2008	6450.00		6450.00	-0.007692
12/18/2008	6500.00		6500.00	-0.010654
12/17/2008	6570.00		6570.00	-0.032401
12/16/2008	6790.00		6790.00	-0.057599
12/15/2008	7205.00	143.00	7205.00	-0.004937
12/14/2008	7240.75	35.75	7240.75	-0.004913
12/13/2008	7276.50		7276.50	-0.004889
12/12/2008	7312.25		7312.25	-0.004865
12/11/2008	7348.00		7348.00	0.013238
12/10/2008	7252.00		7252.00	0.014124
12/9/2008	7151.00		7151.00	0.014326
12/8/2008	7050.00		7050.00	0.000000
12/7/2008	7050.00		7050.00	0.000000
12/6/2008	7050.00		7050.00	0.000000
12/5/2008	7050.00		7050.00	0.003773
12/4/2008	7023.50		7023.50	-0.003759
12/3/2008	7050.00		7050.00	0.044444
12/2/2008	6750.00		6750.00	-0.003837
12/1/2008	6776.00	261.00	6776.00	0.009723
11/30/2008	6710.75	65.25	6710.75	0.009819
11/29/2008	6645.50		6645.50	0.009916
11/28/2008	6580.25		6580.25	0.010015
11/27/2008	6515.00		6515.00	0.027927
11/26/2008	6338.00		6338.00	0.004995
11/25/2008	6306.50		6306.50	0.005020

11/24/2008	6275.00	86.00	6275.00	-0.004548
11/23/2008	6303.67	28.66667	6303.67	-0.004526
11/22/2008	6332.33		6332.33	-0.004507
11/21/2008	6361.00		6361.00	0.007603
11/20/2008	6313.00		6313.00	0.007662
11/19/2008	6265.00		6265.00	0.024865
11/18/2008	6113.00		6113.00	0.000000
11/17/2008	6113.00		6113.00	0.000000
11/16/2008	6113.00		6113.00	0.000000
11/15/2008	6113.00		6113.00	0.000000
11/14/2008	6113.00		6113.00	0.007084
11/13/2008	6070.00		6070.00	-0.009141
11/12/2008	6126.00		6126.00	0.037777
11/11/2008	5903.00		5903.00	0.039261
11/10/2008	5680.00	104.00	5680.00	0.006141
11/9/2008	5645.33	34.66667	5645.33	0.006178
11/8/2008	5610.67		5610.67	0.006218
11/7/2008	5576.00		5576.00	0.023495
11/6/2008	5448.00		5448.00	0.024060
11/5/2008	5320.00		5320.00	0.000000
11/4/2008	5320.00		5320.00	0.006051
11/3/2008	5288.00	137.00	5288.00	0.008712
11/2/2008	5242.33	45.66667	5242.33	0.008786
11/1/2008	5196.67		5196.67	0.008866
10/31/2008	5151.00		5151.00	0.036210
10/30/2008	4971.00	605.00	4971.00	-0.038988
10/29/2008	5172.67	201.6667	5172.67	-0.037523
10/28/2008	5374.33		5374.33	-0.036168
10/27/2008	5576.00	141.00	5576.00	0.006362
10/26/2008	5540.75	35.25	5540.75	0.006403
10/25/2008	5505.50		5505.50	0.006444
10/24/2008	5470.25		5470.25	0.006486
10/23/2008	5435.00		5435.00	0.012293
10/22/2008	5369.00		5369.00	0.012446
10/21/2008	5303.00		5303.00	-0.002258
10/20/2008	5315.00	446.00	5315.00	-0.020547
10/19/2008	5426.50	111.5	5426.50	-0.020134
10/18/2008	5538.00		5538.00	-0.019736
10/17/2008	5649.50		5649.50	-0.019354
10/16/2008	5761.00		5761.00	0.141923
10/15/2008	5045.00		5045.00	-0.026532
10/14/2008	5182.50		5182.50	-0.025846
10/13/2008	5320.00	56.00	5320.00	-0.002625
10/12/2008	5334.00	14	5334.00	-0.002618
10/11/2008	5348.00		5348.00	-0.002611
10/10/2008	5362.00		5362.00	-0.002604
10/9/2008	5376.00		5376.00	0.017219
10/8/2008	5285.00		5285.00	-0.039091
10/7/2008	5500.00	74.00	5500.00	0.003375
10/6/2008	5481.50	18.5	5481.50	0.003386
10/5/2008	5463.00		5463.00	0.003398
10/4/2008	5444.50		5444.50	0.003410
10/3/2008	5426.00		5426.00	0.011653
10/2/2008	5363.50		5363.50	0.011790
10/1/2008	5301.00		5301.00	-0.028409
9/30/2008	5456.00		5456.00	-0.012489

9/29/2008	5525.00	75.00	5525.00	0.004545
9/28/2008	5500.00	25	5500.00	0.004566
9/27/2008	5475.00		5475.00	0.004587
9/26/2008	5450.00		5450.00	0.011883
9/25/2008	5386.00		5386.00	-0.005539
9/24/2008	5416.00		5416.00	0.021887
9/23/2008	5300.00		5300.00	-0.001883
9/22/2008	5310.00		5310.00	-0.001880
9/21/2008	5320.00		5320.00	-0.001876
9/20/2008	5330.00		5330.00	-0.001873
9/19/2008	5340.00		5340.00	0.012514
9/18/2008	5274.00		5274.00	0.012673
9/17/2008	5208.00		5208.00	-0.012514
9/16/2008	5274.00		5274.00	-0.012360
9/15/2008	5340.00	5.00	5340.00	-0.000234
9/14/2008	5341.25	1.25	5341.25	-0.000234
9/13/2008	5342.50		5342.50	-0.000234
9/12/2008	5343.75		5343.75	-0.000234
9/11/2008	5345.00		5345.00	-0.033454
9/10/2008	5530.00		5530.00	0.007469
9/9/2008	5489.00		5489.00	-0.009206
9/8/2008	5540.00	130.00	5540.00	-0.005832
9/7/2008	5572.50	32.5	5572.50	-0.005798
9/6/2008	5605.00		5605.00	-0.005765
9/5/2008	5637.50		5637.50	-0.005732
9/4/2008	5670.00		5670.00	0.021438
9/3/2008	5551.00		5551.00	0.017692
9/2/2008	5454.50		5454.50	0.018010
9/1/2008	5358.00		5358.00	
				oč. 1denní výnos: 0.001285
				oč. roční výnos: 0.467799
				rozptyl: 0.000236
				riziko: 0.015355

8/31/2009	482.70		482.70	-0.000269
8/30/2009	482.83	0.40	482.83	-0.000290
8/29/2009	482.97	0.13	482.97	-0.000269
8/28/2009	483.10		483.10	-0.011054
8/27/2009	488.50		488.50	0.014538
8/26/2009	481.50		481.50	0.001768
8/25/2009	480.65		480.65	0.001772
8/24/2009	479.80		479.80	0.000000
8/23/2009	479.80		479.80	0.000000
8/22/2009	479.80		479.80	0.000000
8/21/2009	479.80		479.80	0.000626
8/20/2009	479.50		479.50	-0.006012
8/19/2009	482.40		482.40	-0.007612
8/18/2009	486.10		486.10	0.003095
8/17/2009	484.60	6.00	484.60	0.003105
8/16/2009	483.10	1.50	483.10	0.003115
8/15/2009	481.60		481.60	0.003124
8/14/2009	480.10		480.10	-0.007237
8/13/2009	483.60		483.60	-0.006982
8/12/2009	487.00		487.00	-0.006933
8/11/2009	490.40		490.40	-0.006885
8/10/2009	493.80		493.80	0.000000
8/9/2009	493.80		493.80	0.000000
8/8/2009	493.80		493.80	0.000000
8/7/2009	493.80		493.80	0.003659
8/6/2009	492.00		492.00	0.005724
8/5/2009	489.20		489.20	0.004621
8/4/2009	486.95		486.95	0.004642
8/3/2009	484.70		484.70	0.000475
8/2/2009	484.47	0.70	484.47	0.000496
8/1/2009	484.23	0.23	484.23	0.000475
7/31/2009	484.00		484.00	0.017341
7/30/2009	475.75		475.75	0.017647
7/29/2009	467.50		467.50	0.010702
7/28/2009	462.55		462.55	0.010817
7/27/2009	457.60		457.60	0.000000
7/26/2009	457.60		457.60	0.000000
7/25/2009	457.60		457.60	0.000000
7/24/2009	457.60		457.60	-0.004352
7/23/2009	459.60		459.60	-0.003901
7/22/2009	461.40		461.40	0.003480
7/21/2009	459.80		459.80	0.006501
7/20/2009	456.83	11.90	456.83	0.006566
7/19/2009	453.85	2.98	453.85	0.006587
7/18/2009	450.88		450.88	0.006653
7/17/2009	447.90		447.90	0.014496
7/16/2009	441.50		441.50	0.004436
7/15/2009	439.55		439.55	0.004456
7/14/2009	437.60		437.60	0.000617
7/13/2009	437.33	1.10	437.33	0.000641
7/12/2009	437.05	0.28	437.05	0.000618
7/11/2009	436.78		436.78	0.000641

7/10/2009	436.50		436.50	0.019860
7/9/2009	428.00		428.00	0.027118
7/8/2009	416.70		416.70	-0.004301
7/7/2009	418.50		418.50	0.000000
7/6/2009	418.50		418.50	0.000000
7/5/2009	418.50		418.50	0.000000
7/4/2009	418.50		418.50	0.000000
7/3/2009	418.50		418.50	-0.010872
7/2/2009	423.10		423.10	-0.003063
7/1/2009	424.40		424.40	-0.000706
6/30/2009	424.70		424.70	-0.000706
6/29/2009	425.00		425.00	-0.007774
6/28/2009	428.33	10.00	428.33	-0.007737
6/27/2009	431.67	3.33	431.67	-0.007655
6/26/2009	435.00		435.00	0.003576
6/25/2009	433.45		433.45	0.003589
6/24/2009	431.90		431.90	-0.000231
6/23/2009	432.00		432.00	-0.011668
6/22/2009	437.10		437.10	0.000000
6/21/2009	437.10		437.10	0.000000
6/20/2009	437.10		437.10	0.000000
6/19/2009	437.10		437.10	0.023653
6/18/2009	427.00		427.00	0.003525
6/17/2009	425.50		425.50	0.003538
6/16/2009	424.00		424.00	-0.009346
6/15/2009	428.00		428.00	0.000000
6/14/2009	428.00		428.00	0.000000
6/13/2009	428.00		428.00	0.000000
6/12/2009	428.00		428.00	-0.002331
6/11/2009	429.00		429.00	0.011792
6/10/2009	424.00		424.00	0.020457
6/9/2009	415.50		415.50	-0.000313
6/8/2009	415.63	0.50	415.63	-0.000289
6/7/2009	415.75	0.13	415.75	-0.000313
6/6/2009	415.88		415.88	-0.000288
6/5/2009	416.00		416.00	-0.001200
6/4/2009	416.50		416.50	-0.001199
6/3/2009	417.00		417.00	-0.006196
6/2/2009	419.60		419.60	-0.000952
6/1/2009	420.00		420.00	0.000000
5/31/2009	420.00		420.00	0.000000
5/30/2009	420.00		420.00	0.000000
5/29/2009	420.00		420.00	-0.011765
5/28/2009	425.00		425.00	-0.002933
5/27/2009	426.25		426.25	-0.002924
5/26/2009	427.50		427.50	-0.003729
5/25/2009	429.10		429.10	-0.004570
5/24/2009	431.07	5.90	431.07	-0.004526
5/23/2009	433.03	1.97	433.03	-0.004529
5/22/2009	435.00		435.00	0.011628
5/21/2009	430.00		430.00	0.011765
5/20/2009	425.00		425.00	0.000353

5/19/2009	424.85		424.85	0.000353
5/18/2009	424.70		424.70	0.003710
5/17/2009	423.13	4.70	423.13	0.003700
5/16/2009	421.57	1.57	421.57	0.003738
5/15/2009	420.00		420.00	0.000000
5/14/2009	420.00		420.00	-0.002138
5/13/2009	420.90		420.90	-0.045578
5/12/2009	441.00		441.00	-0.003615
5/11/2009	442.60	8.00	442.60	-0.003602
5/10/2009	444.20	1.60	444.20	-0.003589
5/9/2009	445.80		445.80	-0.003576
5/8/2009	447.40		447.40	-0.003563
5/7/2009	449.00		449.00	0.019296
5/6/2009	440.50		440.50	0.025015
5/5/2009	429.75		429.75	0.025656
5/4/2009	419.00		419.00	0.000000
5/3/2009	419.00		419.00	0.000000
5/2/2009	419.00		419.00	0.000000
5/1/2009	419.00		419.00	0.000000
4/30/2009	419.00		419.00	0.042029
4/29/2009	402.10		402.10	-0.004210
4/28/2009	403.80		403.80	-0.000742
4/27/2009	404.10		404.10	0.000000
4/26/2009	404.10		404.10	0.000000
4/25/2009	404.10		404.10	0.000000
4/24/2009	404.10		404.10	0.006977
4/23/2009	401.30		401.30	0.000000
4/22/2009	401.30		401.30	-0.011576
4/21/2009	406.00		406.00	-0.003877
4/20/2009	407.58	6.30	407.58	-0.003837
4/19/2009	409.15	1.58	409.15	-0.003847
4/18/2009	410.73		410.73	-0.003808
4/17/2009	412.30		412.30	-0.006027
4/16/2009	414.80		414.80	-0.011557
4/15/2009	419.65		419.65	-0.011425
4/14/2009	424.50		424.50	0.002953
4/13/2009	423.25	5.00	423.25	0.002962
4/12/2009	422.00	1.25	422.00	0.002971
4/11/2009	420.75		420.75	0.002980
4/10/2009	419.50		419.50	0.021551
4/9/2009	410.65		410.65	0.022026
4/8/2009	401.80		401.80	-0.006429
4/7/2009	404.40		404.40	0.001784
4/6/2009	403.68	2.90	403.68	0.001812
4/5/2009	402.95	0.72	402.95	0.001790
4/4/2009	402.23		402.23	0.001818
4/3/2009	401.50		401.50	0.010063
4/2/2009	397.50		397.50	-0.026451
4/1/2009	408.30		408.30	0.023052
3/31/2009	399.10		399.10	-0.027060
3/30/2009	410.20		410.20	0.000000
3/29/2009	410.20		410.20	0.000000

3/28/2009	410.20		410.20	0.000000
3/27/2009	410.20		410.20	0.007862
3/26/2009	407.00		407.00	-0.024215
3/25/2009	417.10		417.10	0.003368
3/24/2009	415.70		415.70	0.003379
3/23/2009	414.30		414.30	0.006315
3/22/2009	411.70	7.80	411.70	0.006355
3/21/2009	409.10	2.60	409.10	0.006396
3/20/2009	406.50		406.50	0.018287
3/19/2009	399.20		399.20	0.016293
3/18/2009	392.80		392.80	-0.043817
3/17/2009	410.80		410.80	0.007529
3/16/2009	407.73	12.30	407.73	0.007612
3/15/2009	404.65	3.08	404.65	0.007645
3/14/2009	401.58		401.58	0.007729
3/13/2009	398.50		398.50	0.015804
3/12/2009	392.30		392.30	0.013695
3/11/2009	387.00		387.00	-0.017143
3/10/2009	393.75		393.75	-0.016854
3/9/2009	400.50		400.50	0.001676
3/8/2009	399.83	2.00	399.83	0.001653
3/7/2009	399.17	0.67	399.17	0.001681
3/6/2009	398.50		398.50	0.008605
3/5/2009	395.10		395.10	0.008680
3/4/2009	391.70		391.70	0.038992
3/3/2009	377.00		377.00	-0.007764
3/2/2009	379.95	11.80	379.95	-0.007704
3/1/2009	382.90	2.95	382.90	-0.007645
2/28/2009	385.85		385.85	-0.007587
2/27/2009	388.80		388.80	-0.012697
2/26/2009	393.80		393.80	0.023389
2/25/2009	384.80		384.80	0.023949
2/24/2009	375.80		375.80	0.000266
2/23/2009	375.70		375.70	0.014309
2/22/2009	370.40	15.90	370.40	0.014517
2/21/2009	365.10	5.30	365.10	0.014730
2/20/2009	359.80		359.80	-0.043212
2/19/2009	376.05		376.05	-0.041422
2/18/2009	392.30		392.30	-0.026068
2/17/2009	402.80		402.80	-0.025405
2/16/2009	413.30		413.30	0.000000
2/15/2009	413.30		413.30	0.000000
2/14/2009	413.30		413.30	0.000000
2/13/2009	413.30		413.30	-0.001691
2/12/2009	414.00		414.00	-0.020814
2/11/2009	422.80		422.80	0.010275
2/10/2009	418.50		418.50	0.004609
2/9/2009	416.58	7.70	416.58	0.004655
2/8/2009	414.65	1.93	414.65	0.004652
2/7/2009	412.73		412.73	0.004698
2/6/2009	410.80		410.80	-0.001822
2/5/2009	411.55		411.55	-0.001819

2/4/2009	412.30		412.30	0.000000
2/3/2009	412.30		412.30	-0.000242
2/2/2009	412.40		412.40	0.000000
2/1/2009	412.40		412.40	0.000000
1/31/2009	412.40		412.40	0.000000
1/30/2009	412.40		412.40	-0.018095
1/29/2009	420.00		420.00	-0.005917
1/28/2009	422.50		422.50	-0.017442
1/27/2009	430.00		430.00	-0.017143
1/26/2009	437.50		437.50	0.000000
1/25/2009	437.50		437.50	0.000000
1/24/2009	437.50		437.50	0.000000
1/23/2009	437.50		437.50	-0.014640
1/22/2009	444.00		444.00	0.007260
1/21/2009	440.80		440.80	-0.005640
1/20/2009	443.30		443.30	-0.005608
1/19/2009	445.80		445.80	0.001865
1/18/2009	444.97	2.50	444.97	0.001891
1/17/2009	444.13	0.83	444.13	0.001872
1/16/2009	443.30		443.30	-0.019248
1/15/2009	452.00		452.00	0.004668
1/14/2009	449.90		449.90	0.004690
1/13/2009	447.80		447.80	0.002238
1/12/2009	446.80	4.00	446.80	0.002243
1/11/2009	445.80		445.80	0.002248
1/10/2009	444.80		444.80	0.002253
1/9/2009	443.80		443.80	-0.020957
1/8/2009	453.30		453.30	0.000000
1/7/2009	453.30		453.30	0.035404
1/6/2009	437.80		437.80	0.028907
1/5/2009	425.50		425.50	-0.011683
1/4/2009	430.53	15.10	430.53	-0.011571
1/3/2009	435.57	5.03	435.57	-0.011416
1/2/2009	440.60		440.60	0.000000
1/1/2009	440.60		440.60	0.000000
12/31/2008	440.60		440.60	0.000000
12/30/2008	440.60		440.60	0.064251
12/29/2008	414.00		414.00	-0.001688
12/28/2008	414.70	4.20	414.70	-0.001685
12/27/2008	415.40	0.70	415.40	-0.001682
12/26/2008	416.10		416.10	-0.001679
12/25/2008	416.80		416.80	-0.001677
12/24/2008	417.50		417.50	-0.001674
12/23/2008	418.20		418.20	-0.011114
12/22/2008	422.90	18.80	422.90	-0.010992
12/21/2008	427.60	4.70	427.60	-0.010872
12/20/2008	432.30		432.30	-0.010755
12/19/2008	437.00		437.00	0.005754
12/18/2008	434.50		434.50	0.005787
12/17/2008	432.00		432.00	0.000000
12/16/2008	432.00		432.00	0.033740
12/15/2008	417.90		417.90	-0.011823

12/14/2008	422.90	15.00	422.90	-0.011685
12/13/2008	427.90	5.00	427.90	-0.011550
12/12/2008	432.90		432.90	0.003244
12/11/2008	431.50		431.50	0.003255
12/10/2008	430.10		430.10	-0.007958
12/9/2008	433.55		433.55	-0.007895
12/8/2008	437.00		437.00	0.018245
12/7/2008	429.17	23.50	429.17	0.018608
12/6/2008	421.33	7.83	421.33	0.018936
12/5/2008	413.50		413.50	-0.015476
12/4/2008	420.00		420.00	-0.015240
12/3/2008	426.50		426.50	0.004593
12/2/2008	424.55		424.55	0.004614
12/1/2008	422.60		422.60	0.010207
11/30/2008	418.33	12.80	418.33	0.010288
11/29/2008	414.07	4.27	414.07	0.010420
11/28/2008	409.80		409.80	0.015236
11/27/2008	403.65		403.65	0.015472
11/26/2008	397.50		397.50	0.000252
11/25/2008	397.40		397.40	0.007990
11/24/2008	394.25	12.60	394.25	0.008054
11/23/2008	391.10	3.15	391.10	0.008120
11/22/2008	387.95		387.95	0.008186
11/21/2008	384.80		384.80	-0.015857
11/20/2008	391.00		391.00	-0.023964
11/19/2008	400.60		400.60	0.007596
11/18/2008	397.58	15.10	397.58	0.007654
11/17/2008	394.56	3.02	394.56	0.007713
11/16/2008	391.54		391.54	0.007773
11/15/2008	388.52		388.52	0.007834
11/14/2008	385.50		385.50	-0.034560
11/13/2008	399.30		399.30	0.011654
11/12/2008	394.70		394.70	-0.001012
11/11/2008	395.10		395.10	-0.001011
11/10/2008	395.50		395.50	0.011069
11/9/2008	391.17	13.00	391.17	0.011219
11/8/2008	386.83	4.33	386.83	0.011320
11/7/2008	382.50		382.50	-0.026346
11/6/2008	392.85		392.85	-0.025670
11/5/2008	403.20		403.20	0.011540
11/4/2008	398.60		398.60	-0.001253
11/3/2008	399.10	2.00	399.10	-0.001251
11/2/2008	399.60	0.50	399.60	-0.001250
11/1/2008	400.10		400.10	-0.001248
10/31/2008	400.60		400.60	0.192262
10/30/2008	336.00		336.00	-0.041178
10/29/2008	350.43	43.30	350.43	-0.039576
10/28/2008	364.87	14.43	364.87	-0.038044
10/27/2008	379.30		379.30	0.000000
10/26/2008	379.30		379.30	0.000000
10/25/2008	379.30		379.30	0.000000
10/24/2008	379.30		379.30	0.004768

10/23/2008	377.50		377.50	0.002656
10/22/2008	376.50		376.50	0.038621
10/21/2008	362.50		362.50	-0.048556
10/20/2008	381.00		381.00	-0.015249
10/19/2008	386.90	17.70	386.90	-0.015020
10/18/2008	392.80	5.90	392.80	-0.014798
10/17/2008	398.70		398.70	0.022701
10/16/2008	389.85		389.85	0.023228
10/15/2008	381.00		381.00	-0.012314
10/14/2008	385.75		385.75	-0.012164
10/13/2008	390.50		390.50	0.000000
10/12/2008	390.50		390.50	0.000000
10/11/2008	390.50		390.50	0.000000
10/10/2008	390.50		390.50	-0.025455
10/9/2008	400.70		400.70	-0.000997
10/8/2008	401.10		401.10	-0.020393
10/7/2008	409.45		409.45	-0.019986
10/6/2008	417.80		417.80	0.002399
10/5/2008	416.80		416.80	0.002405
10/4/2008	415.80		415.80	0.002411
10/3/2008	414.80		414.80	0.020418
10/2/2008	406.50		406.50	0.014222
10/1/2008	400.80		400.80	0.014427
9/30/2008	395.10		395.10	0.005088
9/29/2008	393.10		393.10	-0.004886
9/28/2008	395.03	5.80	395.03	-0.004887
9/27/2008	396.97	1.93	396.97	-0.004838
9/26/2008	398.90		398.90	-0.003248
9/25/2008	400.20		400.20	0.004014
9/24/2008	398.60		398.60	0.004030
9/23/2008	397.00		397.00	0.002196
9/22/2008	396.13	3.50	396.13	0.002226
9/21/2008	395.25	0.88	395.25	0.002206
9/20/2008	394.38		394.38	0.002236
9/19/2008	393.50		393.50	0.006394
9/18/2008	391.00		391.00	-0.032657
9/17/2008	404.20		404.20	-0.108317
9/16/2008	453.30		453.30	-0.007010
9/15/2008	456.50	12.80	456.50	-0.006961
9/14/2008	459.70	3.20	459.70	-0.006913
9/13/2008	462.90		462.90	-0.006865
9/12/2008	466.10		466.10	-0.029767
9/11/2008	480.40		480.40	-0.032427
9/10/2008	496.50		496.50	-0.015857
9/9/2008	504.50		504.50	-0.003555
9/8/2008	506.30		506.30	-0.004581
9/7/2008	508.63	7.00	508.63	-0.004580
9/6/2008	510.97	2.33	510.97	-0.004539
9/5/2008	513.30		513.30	-0.000681
9/4/2008	513.65		513.65	-0.000681
9/3/2008	514.00		514.00	-0.011729
9/2/2008	520.10		520.10	0.001926

9/1/2008

519.10

519.10

oč. 1denní výnos:	-0.000050
oč. roční výnos:	-0.018151
rozptyl.	0.000309
riziko:	0.017577



8/31/2009	139.50		139.50	0.001292
8/30/2009	139.32	0.55	139.32	0.001366
8/29/2009	139.13	0.18	139.13	0.001295
8/28/2009	138.95		138.95	-0.033391
8/27/2009	143.75		143.75	0.034247
8/26/2009	138.99		138.99	0.033383
8/25/2009	134.50		134.50	0.034615
8/24/2009	130.00		130.00	0.003241
8/23/2009	129.58	1.26	129.58	0.003252
8/22/2009	129.16	0.42	129.16	0.003262
8/21/2009	128.74		128.74	-0.005024
8/20/2009	129.39		129.39	0.010938
8/19/2009	127.99		127.99	-0.009519
8/18/2009	129.22		129.22	-0.009429
8/17/2009	130.45		130.45	0.002459
8/16/2009	130.13	0.95	130.13	0.002388
8/15/2009	129.82	0.32	129.82	0.002471
8/14/2009	129.50		129.50	0.012906
8/13/2009	127.85		127.85	0.013074
8/12/2009	126.20		126.20	0.009196
8/11/2009	125.05		125.05	0.009282
8/10/2009	123.90		123.90	0.012255
8/9/2009	122.40	6.00	122.40	0.012407
8/8/2009	120.90	1.50	120.90	0.012563
8/7/2009	119.40		119.40	0.012723
8/6/2009	117.90		117.90	0.003233
8/5/2009	117.52		117.52	0.003244
8/4/2009	117.14		117.14	0.010699
8/3/2009	115.90		115.90	0.003029
8/2/2009	115.55	1.40	115.55	0.003038
8/1/2009	115.20	0.35	115.20	0.003047
7/31/2009	114.85		114.85	0.003057
7/30/2009	114.50		114.50	-0.023371
7/29/2009	117.24		117.24	-0.003908
7/28/2009	117.70		117.70	0.000510
7/27/2009	117.64		117.64	0.013264
7/26/2009	116.10	4.62	116.10	0.013443
7/25/2009	114.56	1.54	114.56	0.013626
7/24/2009	113.02		113.02	0.000531
7/23/2009	112.96		112.96	0.000620
7/22/2009	112.89		112.89	0.001330
7/21/2009	112.74		112.74	0.006607
7/20/2009	112.00		112.00	-0.002138
7/19/2009	112.24		112.24	0.003756
7/18/2009	111.82	1.25	111.82	0.003680
7/17/2009	111.41	0.42	111.41	0.003784
7/16/2009	110.99		110.99	0.004434
7/15/2009	110.50		110.50	0.004545
7/14/2009	110.00		110.00	-0.011680
7/13/2009	111.30		111.30	0.005238
7/12/2009	110.72	2.31	110.72	0.005175
7/11/2009	110.15	0.58	110.15	0.005293
7/10/2009	109.57		109.57	0.005322
7/9/2009	108.99		108.99	-0.002380
7/8/2009	109.25		109.25	-0.016120
7/7/2009	111.04		111.04	0.000000

7/6/2009	111.04		111.04	0.000000
7/5/2009	111.04		111.04	0.000000
7/4/2009	111.04		111.04	0.000000
7/3/2009	111.04		111.04	-0.012100
7/2/2009	112.40		112.40	-0.003016
7/1/2009	112.74		112.74	-0.015371
6/30/2009	114.50		114.50	-0.005472
6/29/2009	115.13	2.50	115.13	-0.005356
6/28/2009	115.75	0.63	115.75	-0.005413
6/27/2009	116.38		116.38	-0.005299
6/26/2009	117.00		117.00	0.007752
6/25/2009	116.10		116.10	0.007812
6/24/2009	115.20		115.20	-0.001733
6/23/2009	115.40		115.40	-0.001730
6/22/2009	115.60		115.60	-0.001986
6/21/2009	115.83	0.90	115.83	-0.001896
6/20/2009	116.05	0.23	116.05	-0.001978
6/19/2009	116.28		116.28	-0.001888
6/18/2009	116.50		116.50	-0.005124
6/17/2009	117.10		117.10	-0.005098
6/16/2009	117.70		117.70	-0.032788
6/15/2009	121.69		121.69	0.000411
6/14/2009	121.64	0.19	121.64	0.000329
6/13/2009	121.60	0.05	121.60	0.000411
6/12/2009	121.55		121.55	0.000412
6/11/2009	121.50		121.50	0.018868
6/10/2009	119.25		119.25	0.019231
6/9/2009	117.00		117.00	-0.008475
6/8/2009	118.00		118.00	-0.000678
6/7/2009	118.08	0.30	118.08	-0.000592
6/6/2009	118.15	0.07	118.15	-0.000677
6/5/2009	118.23		118.23	-0.000592
6/4/2009	118.30		118.30	0.000000
6/3/2009	118.30		118.30	0.046903
6/2/2009	113.00		113.00	-0.045608
6/1/2009	118.40		118.40	-0.009454
5/31/2009	119.53	4.50	119.53	-0.009283
5/30/2009	120.65	1.13	120.65	-0.009279
5/29/2009	121.78		121.78	-0.009113
5/28/2009	122.90		122.90	-0.004617
5/27/2009	123.47		123.47	-0.012240
5/26/2009	125.00		125.00	0.007983
5/25/2009	124.01		124.01	-0.009584
5/24/2009	125.21	4.79	125.21	-0.009493
5/23/2009	126.41	1.20	126.41	-0.009326
5/22/2009	127.60		127.60	-0.009317
5/21/2009	128.80		128.80	0.014173
5/20/2009	127.00		127.00	0.016000
5/19/2009	125.00		125.00	0.016260
5/18/2009	123.00		123.00	-0.005418
5/17/2009	123.67	2.00	123.67	-0.005308
5/16/2009	124.33	0.67	124.33	-0.005360
5/15/2009	125.00		125.00	-0.034749
5/14/2009	129.50		129.50	-0.033582
5/13/2009	134.00		134.00	-0.081877
5/12/2009	145.95		145.95	0.061455

5/11/2009	137.50		137.50	0.018519
5/10/2009	135.00	10.01	135.00	0.018868
5/9/2009	132.50	2.50	132.50	0.019309
5/8/2009	129.99		129.99	0.019609
5/7/2009	127.49		127.49	0.014079
5/6/2009	125.72		125.72	0.014280
5/5/2009	123.95		123.95	-0.007050
5/4/2009	124.83		124.83	0.023616
5/3/2009	121.95	11.53	121.95	0.024187
5/2/2009	119.07	2.88	119.07	0.024875
5/1/2009	116.18		116.18	0.025419
4/30/2009	113.30		113.30	-0.026632
4/29/2009	116.40		116.40	-0.025941
4/28/2009	119.50		119.50	-0.002920
4/27/2009	119.85	1.39	119.85	-0.002912
4/26/2009	120.20	0.35	120.20	-0.002821
4/25/2009	120.54		120.54	-0.002895
4/24/2009	120.89		120.89	0.000579
4/23/2009	120.82		120.82	0.000580
4/22/2009	120.75		120.75	-0.019488
4/21/2009	123.15		123.15	-0.021454
4/20/2009	125.85		125.85	-0.005138
4/19/2009	126.50	2.60	126.50	-0.005112
4/18/2009	127.15	0.65	127.15	-0.005086
4/17/2009	127.80		127.80	-0.005060
4/16/2009	128.45		128.45	-0.001632
4/15/2009	128.66		128.66	-0.001552
4/14/2009	128.86		128.86	-0.002245
4/13/2009	129.15	1.14	129.15	-0.002163
4/12/2009	129.43	0.28	129.43	-0.002236
4/11/2009	129.72		129.72	-0.002154
4/10/2009	130.00		130.00	0.059063
4/9/2009	122.75		122.75	-0.027723
4/8/2009	126.25		126.25	0.006457
4/7/2009	125.44		125.44	0.006499
4/6/2009	124.63		124.63	0.017471
4/5/2009	122.49	8.58	122.49	0.017866
4/4/2009	120.34	2.15	120.34	0.018105
4/3/2009	118.20		118.20	0.018526
4/2/2009	116.05		116.05	-0.023230
4/1/2009	118.81		118.81	-0.014434
3/31/2009	120.55		120.55	-0.014228
3/30/2009	122.29		122.29	-0.008674
3/29/2009	123.36	3.21	123.36	-0.008599
3/28/2009	124.43	1.07	124.43	-0.008526
3/27/2009	125.50		125.50	0.051529
3/26/2009	119.35		119.35	0.054329
3/25/2009	113.20		113.20	0.031999
3/24/2009	109.69		109.69	-0.019750
3/23/2009	111.90		111.90	0.017273
3/22/2009	110.00	5.70	110.00	0.017576
3/21/2009	108.10	1.90	108.10	0.017891
3/20/2009	106.20		106.20	-0.035247
3/19/2009	110.08		110.08	-0.033962
3/18/2009	113.95		113.95	-0.026068
3/17/2009	117.00		117.00	0.002657

3/16/2009	116.69	1.25	116.69	0.002664
3/15/2009	116.38	0.31	116.38	0.002757
3/14/2009	116.06		116.06	0.002678
3/13/2009	115.75		115.75	-0.013971
3/12/2009	117.39		117.39	0.001878
3/11/2009	117.17		117.17	0.001881
3/10/2009	116.95		116.95	0.030396
3/9/2009	113.50		113.50	-0.000968
3/8/2009	113.61	0.45	113.61	-0.001055
3/7/2009	113.73	0.11	113.73	-0.000966
3/6/2009	113.84		113.84	-0.000965
3/5/2009	113.95		113.95	0.003081
3/4/2009	113.60		113.60	0.000000
3/3/2009	113.60		113.60	0.000969
3/2/2009	113.49	0.45	113.49	0.000970
3/1/2009	113.38		113.38	0.001060
2/28/2009	113.26		113.26	0.000972
2/27/2009	113.15		113.15	-0.032493
2/26/2009	116.95		116.95	-0.031470
2/25/2009	120.75		120.75	-0.009678
2/24/2009	121.93		121.93	-0.009504
2/23/2009	123.10		123.10	0.013419
2/22/2009	121.47	4.90	121.47	0.013686
2/21/2009	119.83	1.63	119.83	0.013790
2/20/2009	118.20		118.20	-0.032179
2/19/2009	122.13		122.13	-0.031099
2/18/2009	126.05		126.05	-0.013539
2/17/2009	127.78		127.78	-0.013282
2/16/2009	129.50		129.50	-0.014310
2/15/2009	131.38	5.64	131.38	-0.014108
2/14/2009	133.26	1.88	133.26	-0.013911
2/13/2009	135.14		135.14	0.019925
2/12/2009	132.50		132.50	0.033138
2/11/2009	128.25		128.25	0.036364
2/10/2009	123.75		123.75	0.037736
2/9/2009	119.25		119.25	0.079186
2/8/2009	110.50		110.50	-0.037205
2/7/2009	114.77	12.80	114.77	-0.035789
2/6/2009	119.03	4.27	119.03	-0.034631
2/5/2009	123.30		123.30	-0.018312
2/4/2009	125.60		125.60	-0.017983
2/3/2009	127.90		127.90	-0.004979
2/2/2009	128.54		128.54	0.002027
2/1/2009	128.28	0.79	128.28	0.002109
1/31/2009	128.01	0.26	128.01	0.002035
1/30/2009	127.75		127.75	0.017685
1/29/2009	125.53		125.53	0.018086
1/28/2009	123.30		123.30	0.005054
1/27/2009	122.68		122.68	0.005079
1/26/2009	122.06		122.06	-0.005297
1/25/2009	122.71	1.94	122.71	-0.005188
1/24/2009	123.35	0.65	123.35	-0.005242
1/23/2009	124.00		124.00	-0.067599
1/22/2009	132.99		132.99	-0.024428
1/21/2009	136.32		136.32	-0.023845
1/20/2009	139.65		139.65	-0.030208

1/19/2009	144.00		144.00	-0.001318
1/18/2009	144.19	0.75	144.19	-0.001316
1/17/2009	144.38	0.19	144.38	-0.001245
1/16/2009	144.56		144.56	-0.001313
1/15/2009	144.75		144.75	-0.021959
1/14/2009	148.00		148.00	-0.023102
1/13/2009	151.50		151.50	0.000000
1/12/2009	151.50		151.50	0.010741
1/11/2009	149.89	4.83	149.89	0.010858
1/10/2009	148.28	1.61	148.28	0.010977
1/9/2009	146.67		146.67	-0.005627
1/8/2009	147.50		147.50	0.008547
1/7/2009	146.25		146.25	0.001712
1/6/2009	146.00		146.00	-0.026342
1/5/2009	149.95		149.95	0.022642
1/4/2009	146.63	9.95	146.63	0.023095
1/3/2009	143.32	3.32	143.32	0.023714
1/2/2009	140.00		140.00	0.000000
1/1/2009	140.00		140.00	0.000000
12/31/2008	140.00		140.00	0.000000
12/30/2008	140.00		140.00	0.118211
12/29/2008	125.20		125.20	0.000000
12/28/2008	125.20		125.20	0.000000
12/27/2008	125.20		125.20	0.000000
12/26/2008	125.20		125.20	0.000000
12/25/2008	125.20		125.20	0.000000
12/24/2008	125.20		125.20	0.000000
12/23/2008	125.20		125.20	0.009677
12/22/2008	124.00		124.00	0.002020
12/21/2008	123.75		123.75	0.002024
12/20/2008	123.50		123.50	0.002028
12/19/2008	123.25		123.25	0.002033
12/18/2008	123.00		123.00	0.020747
12/17/2008	120.50		120.50	0.021186
12/16/2008	118.00		118.00	0.003999
12/15/2008	117.53	1.90	117.53	0.004101
12/14/2008	117.05	0.48	117.05	0.004032
12/13/2008	116.58		116.58	0.004134
12/12/2008	116.10		116.10	-0.014431
12/11/2008	117.80		117.80	-0.014226
12/10/2008	119.50		119.50	0.032397
12/9/2008	115.75		115.75	0.033482
12/8/2008	112.00		112.00	0.003854
12/7/2008	111.57	1.30	111.57	0.003959
12/6/2008	111.13	0.43	111.13	0.003884
12/5/2008	110.70		110.70	-0.016874
12/4/2008	112.60		112.60	-0.012281
12/3/2008	114.00		114.00	0.005291
12/2/2008	113.40		113.40	0.005408
12/1/2008	112.79		112.79	-0.020410
11/30/2008	115.14	9.41	115.14	-0.020085
11/29/2008	117.50	2.35	117.50	-0.019608
11/28/2008	119.85		119.85	-0.019231
11/27/2008	122.20		122.20	0.042217
11/26/2008	117.25		117.25	0.050345
11/25/2008	111.63		111.63	0.053113

11/24/2008	106.00		106.00	-0.026004
11/23/2008	108.83	8.50	108.83	-0.025432
11/22/2008	111.67	2.83	111.67	-0.024716
11/21/2008	114.50		114.50	-0.007455
11/20/2008	115.36		115.36	-0.007314
11/19/2008	116.21		116.21	-0.013330
11/18/2008	117.78	7.84	117.78	-0.013155
11/17/2008	119.35	1.57	119.35	-0.012902
11/16/2008	120.91		120.91	-0.012818
11/15/2008	122.48		122.48	-0.012656
11/14/2008	124.05		124.05	-0.011947
11/13/2008	125.55		125.55	-0.011806
11/12/2008	127.05		127.05	0.002367
11/11/2008	126.75		126.75	0.078723
11/10/2008	117.50		117.50	-0.058795
11/9/2008	124.84	29.35	124.84	-0.055530
11/8/2008	132.18	7.34	132.18	-0.052541
11/7/2008	139.51		139.51	-0.049983
11/6/2008	146.85		146.85	0.023844
11/5/2008	143.43		143.43	0.024500
11/4/2008	140.00		140.00	0.012658
11/3/2008	138.25	7.00	138.25	0.012821
11/2/2008	136.50	1.75	136.50	0.012987
11/1/2008	134.75		134.75	0.013158
10/31/2008	133.00		133.00	0.242991
10/30/2008	107.00		107.00	-0.018349
10/29/2008	109.00	6.00	109.00	-0.018018
10/28/2008	111.00	2.00	111.00	-0.017699
10/27/2008	113.00		113.00	-0.050420
10/26/2008	119.00	18.00	119.00	-0.048000
10/25/2008	125.00	6.00	125.00	-0.045802
10/24/2008	131.00		131.00	-0.093112
10/23/2008	144.45		144.45	0.008166
10/22/2008	143.28		143.28	0.008304
10/21/2008	142.10		142.10	-0.076313
10/20/2008	153.84		153.84	-0.011819
10/19/2008	155.68	7.36	155.68	-0.011681
10/18/2008	157.52	1.84	157.52	-0.011546
10/17/2008	159.36		159.36	-0.011414
10/16/2008	161.20		161.20	0.043366
10/15/2008	154.50		154.50	-0.039657
10/14/2008	160.88		160.88	-0.038087
10/13/2008	167.25		167.25	-0.005530
10/12/2008	168.18	3.70	168.18	-0.005441
10/11/2008	169.10	0.92	169.10	-0.005470
10/10/2008	170.03		170.03	-0.005382
10/9/2008	170.95		170.95	-0.002800
10/8/2008	171.43		171.43	-0.002734
10/7/2008	171.90		171.90	-0.102350
10/6/2008	191.50		191.50	-0.001304
10/5/2008	191.75	0.75	191.75	-0.001302
10/4/2008	192.00	0.25	192.00	-0.001300
10/3/2008	192.25		192.25	0.043136
10/2/2008	184.30		184.30	0.012916
10/1/2008	181.95		181.95	-0.089339
9/30/2008	199.80		199.80	0.006904

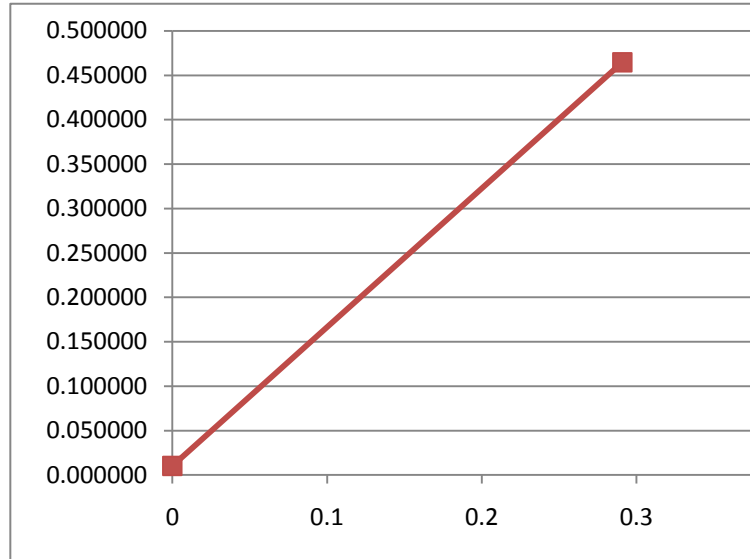
9/29/2008	198.43	5.50	198.43	0.007003		
9/28/2008	197.05	1.38	197.05	0.007001		
9/27/2008	195.68		195.68	0.007102		
9/26/2008	194.30		194.30	0.063259		
9/25/2008	182.74		182.74	-0.020948		
9/24/2008	186.65		186.65	0.078902		
9/23/2008	173.00		173.00	0.027072		
9/22/2008	168.44	18.25	168.44	0.027825		
9/21/2008	163.88	4.56	163.88	0.028686		
9/20/2008	159.31		159.31	0.029467		
9/19/2008	154.75		154.75	-0.001613		
9/18/2008	155.00		155.00	-0.156463		
9/17/2008	183.75		183.75	-0.006488		
9/16/2008	184.95		184.95	-0.006446		
9/15/2008	186.15		186.15	-0.017523		
9/14/2008	189.47	9.95	189.47	-0.017170		
9/13/2008	192.78	3.32	192.78	-0.016930		
9/12/2008	196.10	6.63	196.10	-0.000764		
9/11/2008	196.25		196.25	-0.028465		
9/10/2008	202.00		202.00	-0.010047		
9/9/2008	204.05		204.05	-0.009947		
9/8/2008	206.10		206.10	-0.006028		
9/7/2008	207.35	5.00	207.35	-0.005992		
9/6/2008	208.60	1.25	208.60	-0.005957		
9/5/2008	209.85		209.85	-0.005921		
9/4/2008	211.10		211.10	0.010290		
9/3/2008	208.95		208.95	0.010397		
9/2/2008	206.80		206.80	0.009273		
9/1/2008	204.90		204.90			
		oč. 1denní výnos:		-0.000670		
		oč. roční výnos:		-0.243832	-0.24517	-0.24383
		rozptyl.		0.000787		
		riziko:		0.028045		

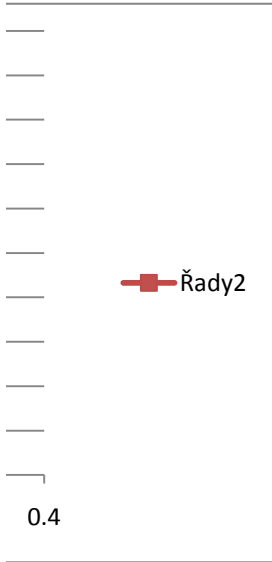
	%	oček. výnos	rozptyl *100	rozptyl	rozptyl *364	riziko %
x1	ECM	0.047174	0.118534	0.001185	0.431463	3.44287
x2	Komerční b.	0.064174	0.087154	0.000872	0.317239	2.95218
x3	Pegas	0.206424	0.042471	0.000425	0.154596	2.06086
x4	Philip Morris	0.467799	0.023579	0.000236	0.085828	1.53555
x5	Vienna	0.022366	0.083073	0.000831	0.302386	2.88224
	Rf	0.770000			1.020000	0.00000

Tržní portfolia	x1	0	Množina
sklon --> max	x2	0	S
suma $x_j = 1$	x3	0	R
$x_j \geq 0, j=1, \dots, 3$	x4	1	
	x5	0	
riziko trž. port.	Suma x_j	1	
oč. výnos trž. portf.			
	Sm	0.290821	
	Rm	0.464511	
	rozptyl S2m	0.084577	
	Kx	0.017448	
	Kx	0.032632	
	Kx	0.03653	
	Kx	0.085189	
	Kx	0.040267	
	sklon	1.562166	
rozptyl výnosnosti portfolia:	$x * K * x$		

	ECM	Komerční b.	Pegas	Philip Morris	Vienna
ECM	0.431463	0.034026	0.049145	0.017044	0.065321
Komerční b.	0.034026	0.317239	0.047388	0.032444	0.093302
Pegas	0.049145	0.047388	0.154596	0.035026	0.064944
Philip Morris	0.017044	0.032444	0.035026	0.085828	0.039953
Vienna	0.065321	0.093302	0.064944	0.039953	0.302386

F	M
0	0.290821
0.010200	0.464511





8/31/2009	918.16		918.16	0.002971
8/30/2009	915.44	8.16	915.44	0.002980
8/29/2009	912.72	2.72	912.72	0.002989
8/28/2009	910.00		910.00	-0.001098
8/27/2009	911.00		911.00	0.003304
8/26/2009	908.00		908.00	0.008217
8/25/2009	900.60		900.60	0.010378
8/24/2009	891.35	37.00	891.35	0.010486
8/23/2009	882.10	9.25	882.10	0.010597
8/22/2009	872.85		872.85	0.010711
8/21/2009	863.60		863.60	0.001159
8/20/2009	862.60		862.60	-0.037921
8/19/2009	896.60		896.60	-0.006317
8/18/2009	902.30		902.30	-0.006278
8/17/2009	908.00		908.00	0.000000
8/16/2009	908.00		908.00	0.000000
8/15/2009	908.00		908.00	0.000000
8/14/2009	908.00		908.00	0.012376
8/13/2009	896.90		896.90	0.006678
8/12/2009	890.95		890.95	0.006723
8/11/2009	885.00		885.00	0.001584
8/10/2009	883.60		883.60	0.000000
8/9/2009	883.60		883.60	0.000000
8/8/2009	883.60		883.60	0.000000
8/7/2009	883.60		883.60	0.012606
8/6/2009	872.60		872.60	0.006575
8/5/2009	866.90		866.90	0.022891
8/4/2009	847.50		847.50	-0.003703
8/3/2009	850.65	12.60	850.65	-0.003689
8/2/2009	853.80	3.15	853.80	-0.003676
8/1/2009	856.95		856.95	-0.003662
7/31/2009	860.10		860.10	0.033774
7/30/2009	832.00		832.00	-0.013166
7/29/2009	843.10		843.10	0.017868
7/28/2009	828.30		828.30	0.018193
7/27/2009	813.50		813.50	0.009593
7/26/2009	805.77	23.20	805.77	0.009699
7/25/2009	798.03	7.73	798.03	0.009781
7/24/2009	790.30		790.30	-0.009152
7/23/2009	797.60		797.60	0.009492
7/22/2009	790.10		790.10	0.009583
7/21/2009	782.60		782.60	-0.000957
7/20/2009	783.35	3.00	783.35	-0.000957
7/19/2009	784.10	0.75	784.10	-0.000956
7/18/2009	784.85		784.85	-0.000955
7/17/2009	785.60		785.60	0.000956
7/16/2009	784.85		784.85	0.000957
7/15/2009	784.10		784.10	0.022962
7/14/2009	766.50		766.50	-0.002148
7/13/2009	768.15	6.60	768.15	-0.002143
7/12/2009	769.80	1.65	769.80	-0.002139
7/11/2009	771.45		771.45	-0.002134
7/10/2009	773.10		773.10	0.016702
7/9/2009	760.40		760.40	-0.019029
7/8/2009	775.15		775.15	-0.018673
7/7/2009	789.90		789.90	-0.004662

7/6/2009	793.60	14.80	793.60	-0.004641
7/5/2009	797.30	3.70	797.30	-0.004619
7/4/2009	801.00		801.00	-0.004598
7/3/2009	804.70		804.70	0.021193
7/2/2009	788.00		788.00	0.024374
7/1/2009	769.25		769.25	0.024983
6/30/2009	750.50		750.50	0.013368
6/29/2009	740.60		740.60	0.001122
6/28/2009	739.77	2.50	739.77	0.001137
6/27/2009	738.93	0.83	738.93	0.001125
6/26/2009	738.10		738.10	0.026565
6/25/2009	719.00		719.00	-0.031128
6/24/2009	742.10		742.10	-0.051751
6/23/2009	782.60		782.60	-0.000766
6/22/2009	783.20	2.40	783.20	-0.000766
6/21/2009	783.80	0.60	783.80	-0.000765
6/20/2009	784.40		784.40	-0.000764
6/19/2009	785.00		785.00	-0.023024
6/18/2009	803.50		803.50	0.001308
6/17/2009	802.45		802.45	0.001310
6/16/2009	801.40		801.40	-0.006447
6/15/2009	806.60		806.60	0.000000
6/14/2009	806.60		806.60	0.000000
6/13/2009	806.60		806.60	0.000000
6/12/2009	806.60		806.60	0.009512
6/11/2009	799.00		799.00	0.016475
6/10/2009	786.05		786.05	0.016751
6/9/2009	773.10		773.10	-0.027547
6/8/2009	795.00		795.00	-0.004171
6/7/2009	798.33	10.00	798.33	-0.004166
6/6/2009	801.67	3.33	801.67	-0.004137
6/5/2009	805.00		805.00	0.009278
6/4/2009	797.60		797.60	0.009620
6/3/2009	790.00		790.00	0.000000
6/2/2009	790.00		790.00	0.006523
6/1/2009	784.88	20.50	784.88	0.006579
5/31/2009	779.75	5.13	779.75	0.006610
5/30/2009	774.63		774.63	0.006667
5/29/2009	769.50		769.50	0.015842
5/28/2009	757.50		757.50	0.001852
5/27/2009	756.10		756.10	-0.006374
5/26/2009	760.95		760.95	-0.006333
5/25/2009	765.80		765.80	-0.004679
5/24/2009	769.40	10.80	769.40	-0.004657
5/23/2009	773.00	3.60	773.00	-0.004636
5/22/2009	776.60		776.60	-0.035280
5/21/2009	805.00		805.00	0.041936
5/20/2009	772.60		772.60	0.018187
5/19/2009	758.80		758.80	0.018523
5/18/2009	745.00		745.00	-0.007104
5/17/2009	750.33	16.00	750.33	-0.007067
5/16/2009	755.67	5.33	755.67	-0.007004
5/15/2009	761.00		761.00	-0.066830
5/14/2009	815.50		815.50	-0.032736
5/13/2009	843.10		843.10	0.041700
5/12/2009	809.35		809.35	0.043515

5/11/2009	775.60		775.60	0.000348
5/10/2009	775.33	1.10	775.33	0.000361
5/9/2009	775.05	0.28	775.05	0.000348
5/8/2009	774.78		774.78	0.000362
5/7/2009	774.50		774.50	-0.000129
5/6/2009	774.60		774.60	-0.034285
5/5/2009	802.10		802.10	0.005516
5/4/2009	797.70	22.00	797.70	0.005546
5/3/2009	793.30	4.40	793.30	0.005577
5/2/2009	788.90		788.90	0.005609
5/1/2009	784.50		784.50	0.005640
4/30/2009	780.10		780.10	0.048522
4/29/2009	744.00		744.00	0.024370
4/28/2009	726.30		726.30	0.004564
4/27/2009	723.00	13.20	723.00	0.004585
4/26/2009	719.70	3.30	719.70	0.004606
4/25/2009	716.40		716.40	0.004628
4/24/2009	713.10		713.10	0.006493
4/23/2009	708.50		708.50	-0.009714
4/22/2009	715.45		715.45	-0.009621
4/21/2009	722.40		722.40	-0.007965
4/20/2009	728.20		728.20	-0.001549
4/19/2009	729.33	3.40	729.33	-0.001561
4/18/2009	730.47	1.13	730.47	-0.001545
4/17/2009	731.60		731.60	-0.002386
4/16/2009	733.35		733.35	-0.002381
4/15/2009	735.10		735.10	0.061363
4/14/2009	692.60		692.60	0.000000
4/13/2009	692.60		692.60	0.000000
4/12/2009	692.60		692.60	0.000000
4/11/2009	692.60		692.60	0.000000
4/10/2009	692.60		692.60	0.039940
4/9/2009	666.00		666.00	-0.019579
4/8/2009	679.30		679.30	-0.019203
4/7/2009	692.60		692.60	0.012795
4/6/2009	683.85	35.00	683.85	0.012961
4/5/2009	675.10	8.75	675.10	0.013131
4/4/2009	666.35		666.35	0.013306
4/3/2009	657.60		657.60	0.187861
4/2/2009	553.60		553.60	-0.033941
4/1/2009	573.05		573.05	-0.032827
3/31/2009	592.50		592.50	-0.019040
3/30/2009	604.00		604.00	0.002440
3/29/2009	602.53	4.40	602.53	0.002429
3/28/2009	601.07	1.47	601.07	0.002452
3/27/2009	599.60		599.60	0.059364
3/26/2009	566.00		566.00	-0.001147
3/25/2009	566.65		566.65	-0.001146
3/24/2009	567.30		567.30	0.002297
3/23/2009	566.00		566.00	0.034111
3/22/2009	547.33	56.00	547.33	0.035296
3/21/2009	528.67	18.67	528.67	0.036608
3/20/2009	510.00		510.00	0.028226
3/19/2009	496.00		496.00	0.029046
3/18/2009	482.00		482.00	0.025532
3/17/2009	470.00		470.00	-0.004554

3/16/2009	472.15	8.60	472.15	-0.004533
3/15/2009	474.30	2.15	474.30	-0.004513
3/14/2009	476.45		476.45	-0.004492
3/13/2009	478.60		478.60	0.034811
3/12/2009	462.50		462.50	-0.038561
3/11/2009	481.05		481.05	-0.037130
3/10/2009	499.60		499.60	-0.011339
3/9/2009	505.33	22.90	505.33	-0.011193
3/8/2009	511.05	5.72	511.05	-0.011088
3/7/2009	516.78		516.78	-0.010947
3/6/2009	522.50		522.50	0.029557
3/5/2009	507.50		507.50	0.005847
3/4/2009	504.55		504.55	0.005881
3/3/2009	501.60		501.60	0.005815
3/2/2009	498.70	11.60	498.70	0.005849
3/1/2009	495.80	2.90	495.80	0.005884
2/28/2009	492.90		492.90	0.005918
2/27/2009	490.00		490.00	0.008646
2/26/2009	485.80		485.80	0.008721
2/25/2009	481.60		481.60	-0.012103
2/24/2009	487.50		487.50	0.005362
2/23/2009	484.90	10.40	484.90	0.005391
2/22/2009	482.30	2.60	482.30	0.005420
2/21/2009	479.70		479.70	0.005450
2/20/2009	477.10		477.10	-0.107557
2/19/2009	534.60		534.60	-0.146415
2/18/2009	626.30		626.30	-0.006583
2/17/2009	630.45		630.45	-0.006540
2/16/2009	634.60		634.60	-0.003408
2/15/2009	636.77	6.50	636.77	-0.003381
2/14/2009	638.93	2.17	638.93	-0.003385
2/13/2009	641.10		641.10	-0.019125
2/12/2009	653.60		653.60	0.009421
2/11/2009	647.50		647.50	0.010456
2/10/2009	640.80		640.80	0.010566
2/9/2009	634.10		634.10	-0.009327
2/8/2009	640.07	17.90	640.07	-0.009226
2/7/2009	646.03	5.97	646.03	-0.009156
2/6/2009	652.00		652.00	0.000000
2/5/2009	652.00		652.00	0.010070
2/4/2009	645.50		645.50	-0.049477
2/3/2009	679.10		679.10	0.016084
2/2/2009	668.35	43.00	668.35	0.016347
2/1/2009	657.60	10.75	657.60	0.016619
1/31/2009	646.85		646.85	0.016900
1/30/2009	636.10		636.10	0.045186
1/29/2009	608.60		608.60	0.047324
1/28/2009	581.10		581.10	-0.016834
1/27/2009	591.05		591.05	-0.016556
1/26/2009	601.00		601.00	0.000000
1/25/2009	601.00		601.00	0.000000
1/24/2009	601.00		601.00	0.000000
1/23/2009	601.00		601.00	0.001667
1/22/2009	600.00		600.00	-0.040767
1/21/2009	625.50		625.50	0.003208
1/20/2009	623.50		623.50	0.015472

1/19/2009	614.00	38.00	614.00	0.015715
1/18/2009	604.50	9.50	604.50	0.015966
1/17/2009	595.00		595.00	0.016225
1/16/2009	585.50		585.50	0.000000
1/15/2009	585.50		585.50	-0.060193
1/14/2009	623.00		623.00	-0.018125
1/13/2009	634.50		634.50	-0.017802
1/12/2009	646.00		646.00	0.004353
1/11/2009	643.20	8.40	643.20	0.004372
1/10/2009	640.40	2.80	640.40	0.004391
1/9/2009	637.60		637.60	0.000628
1/8/2009	637.20		637.20	-0.022699
1/7/2009	652.00		652.00	0.005397
1/6/2009	648.50		648.50	0.005426
1/5/2009	645.00		645.00	0.003110
1/4/2009	643.00	6.00	643.00	0.003120
1/3/2009	641.00	2.00	641.00	0.003130
1/2/2009	639.00		639.00	0.000000
1/1/2009	639.00		639.00	0.000000
12/31/2008	639.00		639.00	0.000000
12/30/2008	639.00		639.00	0.012213
12/29/2008	631.29	54.00	631.29	0.012380
12/28/2008	623.57	7.71	623.57	0.012519
12/27/2008	615.86		615.86	0.012694
12/26/2008	608.14		608.14	0.012841
12/25/2008	600.43		600.43	0.013025
12/24/2008	592.71		592.71	0.013179
12/23/2008	585.00		585.00	-0.002183
12/22/2008	586.28	5.10	586.28	-0.002162
12/21/2008	587.55	1.28	587.55	-0.002174
12/20/2008	588.83		588.83	-0.002152
12/19/2008	590.10		590.10	-0.008235
12/18/2008	595.00		595.00	0.025862
12/17/2008	580.00		580.00	0.000000
12/16/2008	580.00		580.00	-0.017831
12/15/2008	590.53	42.10	590.53	-0.017503
12/14/2008	601.05	10.53	601.05	-0.017218
12/13/2008	611.58		611.58	-0.016910
12/12/2008	622.10		622.10	0.036833
12/11/2008	600.00		600.00	0.000000
12/10/2008	600.00		600.00	0.043478
12/9/2008	575.00		575.00	0.019956
12/8/2008	563.75	45.00	563.75	0.020362
12/7/2008	552.50	11.25	552.50	0.020785
12/6/2008	541.25		541.25	0.021226
12/5/2008	530.00		530.00	0.000000
12/4/2008	530.00		530.00	-0.011194
12/3/2008	536.00		536.00	-0.059649
12/2/2008	570.00		570.00	-0.003984
12/1/2008	572.28	9.10	572.28	-0.003951
11/30/2008	574.55	2.28	574.55	-0.003953
11/29/2008	576.83		576.83	-0.003920
11/28/2008	579.10		579.10	0.008007
11/27/2008	574.50		574.50	0.109930
11/26/2008	517.60		517.60	0.046079
11/25/2008	494.80		494.80	0.048305

11/24/2008	472.00		472.00	0.000000
11/23/2008	472.00		472.00	0.000000
11/22/2008	472.00		472.00	0.000000
11/21/2008	472.00		472.00	-0.049728
11/20/2008	496.70		496.70	-0.031680
11/19/2008	512.95		512.95	-0.030707
11/18/2008	529.20		529.20	-0.018637
11/17/2008	539.25	40.20	539.25	-0.018296
11/16/2008	549.30	10.05	549.30	-0.017967
11/15/2008	559.35		559.35	-0.017650
11/14/2008	569.40		569.40	-0.043186
11/13/2008	595.10		595.10	-0.045702
11/12/2008	623.60		623.60	0.088117
11/11/2008	573.10		573.10	-0.006897
11/10/2008	577.08	15.90	577.08	-0.006832
11/9/2008	581.05	3.97	581.05	-0.006803
11/8/2008	585.03		585.03	-0.006740
11/7/2008	589.00		589.00	0.017095
11/6/2008	579.10		579.10	0.117199
11/5/2008	518.35		518.35	0.132758
11/4/2008	457.60		457.60	0.017567
11/3/2008	449.70	31.60	449.70	0.017881
11/2/2008	441.80	7.90	441.80	0.018207
11/1/2008	433.90		433.90	0.018545
10/31/2008	426.00		426.00	-0.000587
10/30/2008	426.25		426.25	-0.000586
10/29/2008	426.50		426.50	-0.045861
10/28/2008	447.00		447.00	-0.043850
10/27/2008	467.50		467.50	-0.017919
10/26/2008	476.03	25.60	476.03	-0.017624
10/25/2008	484.57	8.53	484.57	-0.017299
10/24/2008	493.10		493.10	-0.002024
10/23/2008	494.10		494.10	-0.002020
10/22/2008	495.10		495.10	-0.064967
10/21/2008	529.50		529.50	-0.028708
10/20/2008	545.15	62.60	545.15	-0.027907
10/19/2008	560.80	15.65	560.80	-0.027149
10/18/2008	576.45		576.45	-0.026431
10/17/2008	592.10		592.10	-0.102199
10/16/2008	659.50		659.50	0.045829
10/15/2008	630.60		630.60	-0.009036
10/14/2008	636.35		636.35	-0.008955
10/13/2008	642.10		642.10	-0.032589
10/12/2008	663.73	64.90	663.73	-0.031574
10/11/2008	685.37	21.63	685.37	-0.030594
10/10/2008	707.00		707.00	-0.061463
10/9/2008	753.30		753.30	-0.105981
10/8/2008	842.60		842.60	-0.010220
10/7/2008	851.30		851.30	-0.010116
10/6/2008	860.00		860.00	-0.007925
10/5/2008	866.87	20.60	866.87	-0.007851
10/4/2008	873.73	6.87	873.73	-0.007801
10/3/2008	880.60		880.60	0.029580
10/2/2008	855.30		855.30	0.030482
10/1/2008	830.00		830.00	0.012072
9/30/2008	820.10		820.10	-0.042610

9/29/2008	856.60		856.60	0.000000
9/28/2008	856.60		856.60	0.000000
9/27/2008	856.60		856.60	0.000000
9/26/2008	856.60		856.60	0.019034
9/25/2008	840.60		840.60	-0.066104
9/24/2008	900.10		900.10	0.072697
9/23/2008	839.10		839.10	0.078396
9/22/2008	778.10		778.10	-0.028674
9/21/2008	801.07	68.90	801.07	-0.027863
9/20/2008	824.03	22.97	824.03	-0.027119
9/19/2008	847.00		847.00	0.027913
9/18/2008	824.00		824.00	-0.030873
9/17/2008	850.25		850.25	-0.029949
9/16/2008	876.50		876.50	-0.053456
9/15/2008	926.00		926.00	-0.005584
9/14/2008	931.20	15.60	931.20	-0.005553
9/13/2008	936.40	5.20	936.40	-0.005523
9/12/2008	941.60		941.60	-0.075957
9/11/2008	1019.00		1019.00	0.006420
9/10/2008	1012.50		1012.50	0.006461
9/9/2008	1006.00		1006.00	-0.010086
9/8/2008	1016.25	41.00	1016.25	-0.009985
9/7/2008	1026.50	10.25	1026.50	-0.009887
9/6/2008	1036.75		1036.75	-0.009790
9/5/2008	1047.00		1047.00	-0.019663
9/4/2008	1068.00		1068.00	0.017143
9/3/2008	1050.00		1050.00	0.003344
9/2/2008	1046.5		1046.50	0.003356
9/1/2008	1043.00		1043.00	
		oč. 1denní výnos:		0.000061
		oč. roční výnos:		0.022366
		rozptyl.		0.000831
		riziko:		0.028822

Datum	AAA Auto	CEM	ČEZ	ECM	Erste Bank
8/31/2009	14.14	524.50	948.00	386.30	762.10
8/30/2009	14.09	524.50	950.83	385.33	757.73
8/29/2009	14.04	524.50	953.67	384.37	753.37
8/28/2009	13.99	524.50	956.50	383.40	749.00
8/27/2009	14.00	523.30	965.50	384.95	764.00
8/26/2009	14.00	514.10	975.50	386.50	767.50
8/25/2009	13.82	472.50	962.50	385.60	708.60
8/24/2009	13.72	468.78	962.50	379.70	706.30
8/23/2009	13.61	465.05	962.50	376.97	704.00
8/22/2009	13.51	461.33	962.50	374.23	701.70
8/21/2009	13.40	457.60	962.50	371.50	699.40
8/20/2009	13.25	451.80	965.50	364.00	700.10
8/19/2009	13.10	446.00	968.50	356.50	709.00
8/18/2009	13.39	483.50	985.50	392.60	717.00
8/17/2009	13.67	480.70	984.95	386.45	711.30
8/16/2009	13.61	477.90	984.40	380.30	700.78
8/15/2009	13.55	475.10	983.85	374.15	690.25
8/14/2009	13.49	472.30	983.30	368.00	679.73
8/13/2009	13.54	464.80	985.65	351.40	669.20
8/12/2009	13.59	457.30	988.00	334.80	691.00
8/11/2009	13.62	441.70	982.50	332.75	714.80
8/10/2009	13.88	426.10	981.00	330.70	728.80
8/9/2009	14.14	421.90	984.65	334.10	712.23
8/8/2009	14.39	417.70	988.30	337.50	695.67
8/7/2009	14.65	413.50	991.95	340.90	679.10
8/6/2009	14.07	405.25	995.60	322.10	667.00
8/5/2009	13.71	397.00	982.00	337.80	654.00
8/4/2009	12.18	386.00	961.30	310.20	620.3
8/3/2009	10.65	375.00	940.60	309.15	586.60
8/2/2009	10.14	375.83	933.93	308.10	575.60
8/1/2009	9.63	376.67	927.25	307.05	564.60
7/31/2009	9.12	377.50	920.58	306.00	553.60
7/30/2009	9.16	381.50	913.90	305.00	542.60
7/29/2009	9.20	385.50	907.50	309.20	552.70
7/28/2009	9.17	378.00	900.00	309.20	541.60
7/27/2009	9.13	370.50	892.50	307.58	530.50
7/26/2009	9.10	369.88	891.00	305.95	531.50
7/25/2009	9.07	369.25	889.50	304.33	532.50
7/24/2009	9.04	368.63	888.00	302.70	533.50
7/23/2009	8.89	368.00	886.10	315.90	534.50
7/22/2009	8.74	361.50	886.00	311.65	524.00
7/21/2009	8.76	359.55	875.45	307.40	519.10
7/20/2009	8.77	357.60	864.90	305.50	514.10
7/19/2009	8.67	360.50	873.60	303.43	520.30
7/18/2009	8.74	362.65	880.70	301.35	513.40
7/17/2009	8.80	364.80	887.80	299.28	506.50
7/16/2009	8.82	350.85	873.90	297.20	487.3
7/15/2009	8.84	336.90	860.00	285.00	468.00
7/14/2009	8.69	340.45	856.50	285.00	462.6
7/13/2009	8.68	344.00	853.00	285.00	457.10
7/12/2009	8.68	350.45	852.77	276.87	458.23

7/11/2009	8.68	356.90	852.53	268.73	459.37
7/10/2009	8.67	363.35	852.30	260.60	460.50
7/9/2009	8.67	369.80	852.30	257.90	466.6
7/8/2009	8.67	379.10	820.00	255.20	472.60
7/7/2009	8.82	344.60	829.60	257.30	485.00
7/6/2009	8.82	344.60	831.20	257.30	488.65
7/5/2009	8.82	344.60	832.80	262.53	492.30
7/4/2009	8.82	344.60	834.40	267.77	495.95
7/3/2009	8.82	344.60	836.00	273.00	499.60
7/2/2009	8.83	360.50	839.40	269.15	494.3
7/1/2009	9.03	362.50	844.70	265.30	489.00
6/30/2009	8.95	350.50	850.00	270.15	483.25
6/29/2009	8.94	336.00	852.50	275.00	477.50
6/28/2009	8.94	338.50	855.00	276.20	478.20
6/27/2009	8.93	341.00	857.50	277.40	478.90
6/26/2009	8.92	343.50	860.00	278.60	479.60
6/25/2009	9.02	339.70	832.00	289.80	458.80
6/24/2009	9.20	350.00	864.10	292.85	477.90
6/23/2009	9.24	369.50	869.55	295.90	497.00
6/22/2009	9.27	389.00	875.00	299.60	496.15
6/21/2009	9.15	392.50	878.57	303.43	495.30
6/20/2009	9.02	396.00	882.13	307.27	494.45
6/19/2009	8.90	399.50	885.70	311.10	493.60
6/18/2009	9.01	403.00	895.35	311.15	504.10
6/17/2009	9.12	397.10	905.00	311.20	521.00
6/16/2009	9.18	397.10	900.00	323.20	521.00
6/15/2009	9.23	414.00	910.00	324.53	529.00
6/14/2009	9.19	414.00	909.67	325.85	537.00
6/13/2009	9.14	414.00	909.33	327.18	545.00
6/12/2009	9.10	414.00	909.00	328.50	553.00
6/11/2009	9.09	415.00	900.00	329.25	547.00
6/10/2009	9.09	394.00	900.95	330.00	542.10
6/9/2009	9.09	406.50	901.90	327.10	537.10
6/8/2009	9.11	385.00	889.90	314.30	518.90
6/7/2009	9.12	380.75	891.83	322.10	515.18
6/6/2009	9.12	376.50	893.75	329.90	511.45
6/5/2009	9.13	372.25	895.68	337.70	507.73
6/4/2009	9.13	368.00	897.60	337.70	504.00
6/3/2009	9.00	369.10	890.00	341.55	493.90
6/2/2009	8.92	341.00	886.60	345.40	493.90
6/1/2009	8.84	369.00	883.20	348.60	487.93
5/31/2009	8.93	376.25	882.53	347.73	481.95
5/30/2009	9.02	383.50	881.85	346.87	475.98
5/29/2009	9.11	390.75	881.18	346.00	470.00
5/28/2009	9.20	398.00	880.50	332.00	470.00
5/27/2009	8.94	380.00	877.00	334.30	485.00
5/26/2009	8.94	392.55	877.00	336.60	487.00
5/25/2009	8.80	405.10	889.50	334.60	489.00
5/24/2009	8.80	402.07	895.67	343.07	494.07
5/23/2009	8.80	399.03	901.83	351.53	499.13
5/22/2009	8.79	396.00	908.00	360.00	504.20
5/21/2009	8.79	381.50	875.00	351.00	480.10

5/20/2009	8.84	367.00	859.90	324.10	456.00
5/19/2009	8.71	351.00	854.95	309.55	454.00
5/18/2009	8.58	335.00	850.00	295.00	452.00
5/17/2009	8.50	345.00	851.67	311.70	461.33
5/16/2009	8.42	355.00	853.33	328.40	470.67
5/15/2009	8.33	365.00	855.00	345.10	480.00
5/14/2009	8.25	392.50	885.00	376.15	515.00
5/13/2009	8.90	420.00	880.05	407.20	550.00
5/12/2009	8.63	388.00	875.10	377.60	551.60
5/11/2009	8.36	407.00	845.00	355.98	543.84
5/10/2009	8.36	396.55	845.00	334.36	536.08
5/9/2009	8.36	386.10	845.00	312.74	528.32
5/8/2009	8.36	375.65	845.00	291.12	520.56
5/7/2009	8.36	365.20	845.00	269.50	512.80
5/6/2009	8.18	358.85	854.50	248.00	462.70
5/5/2009	8.42	352.50	835.00	219.70	435.10
5/4/2009	8.66	364.00	832.32	217.68	407.50
5/3/2009	8.66	364.00	829.64	215.66	407.50
5/2/2009	8.66	364.00	826.96	213.64	407.50
5/1/2009	8.66	364.00	824.28	211.62	407.50
4/30/2009	8.66	364.00	821.60	209.60	407.50
4/29/2009	8.15	328.50	797.50	205.80	407.70
4/28/2009	8.70	349.60	803.50	205.15	417.60
4/27/2009	8.70	370.70	790.00	204.50	415.38
4/26/2009	8.70	359.88	791.65	204.83	413.15
4/25/2009	8.69	349.05	793.30	205.17	410.93
4/24/2009	8.69	338.23	794.95	205.50	408.70
4/23/2009	8.62	327.40	796.60	205.50	390.10
4/22/2009	8.54	324.60	796.60	205.05	408.00
4/21/2009	8.84	321.80	815.50	204.60	408.00
4/20/2009	8.85	326.48	820.50	204.20	429.80
4/19/2009	8.73	331.15	810.50	203.80	428.73
4/18/2009	8.61	335.83	800.50	203.40	427.67
4/17/2009	8.49	340.50	790.50	203.00	426.60
4/16/2009	8.71	317.40	780.50	203.25	417.80
4/15/2009	8.92	294.30	779.30	203.50	409.00
4/14/2009	8.80	294.24	778.10	204.40	402.70
4/13/2009	8.81	294.18	774.58	204.40	396.40
4/12/2009	8.83	294.12	771.05	204.40	390.10
4/11/2009	8.84	294.06	767.53	204.40	383.80
4/10/2009	8.85	294.00	764.00	204.40	377.50
4/9/2009	8.15	278.10	747.50	205.00	369.30
4/8/2009	7.44	260.00	763.05	205.00	361.00
4/7/2009	7.31	261.15	778.60	203.50	401.60
4/6/2009	7.18	262.30	767.65	202.00	387.40
4/5/2009	7.17	262.30	756.70	200.17	387.40
4/4/2009	7.15	262.30	745.75	198.34	387.40
4/3/2009	7.14	262.30	734.80	196.51	387.40
4/2/2009	8.19	249.15	734.90	197.01	359.45
4/1/2009	8.67	236.00	735.00	197.51	331.50
3/31/2009	9.14	250.00	727.80	195.78	368.50
3/30/2009	8.32	264.00	769.50	204.00	405.50

3/29/2009	7.51	271.17	768.33	203.37	405.50
3/28/2009	6.69	278.33	767.17	202.73	405.50
3/27/2009	5.87	285.50	766.00	202.10	405.50
3/26/2009	5.37	276.00	761.00	205.05	366.00
3/25/2009	5.35	255.70	756.00	208.00	348.10
3/24/2009	5.51	185.57	750.50	211.50	348.10
3/23/2009	5.66	189.80	740.50	213.85	344.10
3/22/2009	5.61	194.04	734.83	216.20	326.07
3/21/2009	5.56	198.27	729.17	218.55	308.03
3/20/2009	5.51	202.50	723.50	220.90	290.00
3/19/2009	5.46	163.55	716.65	215.10	274.80
3/18/2009	5.29	151.80	709.80	215.60	259.50
3/17/2009	5.41	140.05	710.50	212.80	254.65
3/16/2009	5.05	136.05	711.60	210.00	249.80
3/15/2009	5.06	132.05	704.23	210.03	247.73
3/14/2009	5.07	128.04	696.87	210.05	245.67
3/13/2009	5.08	124.04	689.50	210.08	243.60
3/12/2009	5.09	121.55	680.50	210.10	219.70
3/11/2009	5.02	121.55	667.25	223.60	219.70
3/10/2009	4.94	116.79	654.00	232.60	217.10
3/9/2009	4.88	120.47	639.50	241.60	214.50
3/8/2009	5.19	124.15	645.77	242.40	215.25
3/7/2009	5.49	127.82	652.03	243.20	216.00
3/6/2009	5.80	131.50	658.30	244.00	216.75
3/5/2009	5.80	130.78	643.40	242.10	217.50
3/4/2009	5.80	130.05	665.30	212.50	209.50
3/3/2009	6.24	130.45	668.05	212.50	215.70
3/2/2009	6.20	133.00	670.80	213.40	213.50
3/1/2009	6.17	133.00	673.87	214.30	213.50
2/28/2009	6.13	133.00	676.93	215.20	213.50
2/27/2009	6.09	133.00	680.00	216.10	213.50
2/26/2009	6.17	145.25	679.80	215.50	202.50
2/25/2009	6.75	152.66	688.00	218.85	205.50
2/24/2009	6.69	160.06	678.10	222.20	208.50
2/23/2009	6.63	162.67	680.83	202.60	207.53
2/22/2009	6.74	165.29	683.55	204.20	206.55
2/21/2009	6.85	167.90	686.28	205.80	205.58
2/20/2009	6.96	170.51	689.00	207.40	204.60
2/19/2009	7.33	187.00	645.00	209.00	222.00
2/18/2009	7.69	193.55	674.80	218.95	260.00
2/17/2009	7.73	200.10	682.65	228.90	260.00
2/16/2009	7.77	200.00	690.50	229.00	278.50
2/15/2009	7.80	201.67	692.03	222.37	282.33
2/14/2009	7.82	203.33	693.57	215.73	286.17
2/13/2009	7.85	205.00	695.10	209.10	290.00
2/12/2009	7.96	213.10	693.60	209.10	319.40
2/11/2009	8.06	213.10	681.95	216.60	319.40
2/10/2009	8.05	202.00	670.30	211.50	301.00
2/9/2009	7.98	186.05	666.30	226.00	301.00
2/8/2009	7.90	190.50	674.38	226.00	306.87
2/7/2009	7.97	194.96	682.45	226.00	312.73
2/6/2009	8.04	199.41	690.53	226.00	318.60

2/5/2009	8.10	218.50	698.60	239.50	316.50
2/4/2009	8.15	213.60	708.80	244.00	316.50
2/3/2009	8.23	213.60	730.50	245.10	321.50
2/2/2009	8.31	262.60	759.10	254.60	323.50
2/1/2009	8.35	262.60	758.85	254.60	325.60
1/31/2009	8.40	262.60	758.60	254.60	327.70
1/30/2009	8.44	262.60	758.35	254.60	329.80
1/29/2009	8.44	282.00	758.10	256.10	315.00
1/28/2009	8.43	282.00	757.80	252.00	309.00
1/27/2009	8.50	286.60	757.50	252.10	309.00
1/26/2009	8.50	288.50	751.00	252.10	289.50
1/25/2009	8.53	290.33	755.00	252.10	293.00
1/24/2009	8.57	292.17	759.00	252.10	296.50
1/23/2009	8.60	294.00	763.00	252.10	300.00
1/22/2009	8.68	331.50	767.00	253.00	307.00
1/21/2009	8.79	331.50	790.60	253.00	342.50
1/20/2009	8.89	358.80	797.00	256.10	342.50
1/19/2009	8.82	358.80	797.53	256.10	388.00
1/18/2009	8.81	355.40	798.05	255.93	382.17
1/17/2009	8.81	352.00	798.58	255.77	376.33
1/16/2009	8.80	348.60	799.10	255.60	370.50
1/15/2009	8.85	365.00	816.00	255.60	378.50
1/14/2009	8.90	387.00	825.50	264.90	393.50
1/13/2009	8.86	387.00	835.00	254.50	393.50
1/12/2009	8.82	384.70	813.00	254.50	411.50
1/11/2009	8.88	394.13	821.25	254.20	411.50
1/10/2009	8.94	403.57	829.50	253.90	411.50
1/9/2009	9.00	413.00	837.75	253.60	411.50
1/8/2009	9.17	445.50	846.00	259.60	429.00
1/7/2009	8.94	434.50	816.00	259.60	429.00
1/6/2009	9.19	434.50	810.00	252.60	422.00
1/5/2009	9.36	408.50	804.00	260.60	421.00
1/4/2009	9.54	397.73	800.33	260.40	416.67
1/3/2009	9.71	386.97	796.67	260.20	412.33
1/2/2009	9.88	376.20	793.00	260.00	408.00
1/1/2009	9.52	376.20	793.00	260.00	408.00
12/31/2008	9.16	376.20	793.00	260.00	408.00
12/30/2008	8.80	376.20	793.00	260.00	408.00
12/29/2008	8.83	372.00	755.00	235.00	367.50
12/28/2008	8.86	372.50	758.50	237.83	365.75
12/27/2008	8.89	373.00	762.00	240.67	364.00
12/26/2008	8.91	373.50	765.50	243.50	362.25
12/25/2008	8.94	374.00	769.00	246.33	360.50
12/24/2008	8.97	374.50	772.50	249.17	358.75
12/23/2008	9.00	375.00	776.00	252.00	357.00
12/22/2008	9.00	375.00	800.00	250.00	357.00
12/21/2008	9.00	389.67	802.33	251.00	357.00
12/20/2008	9.00	404.33	804.67	252.00	357.00
12/19/2008	9.00	419.00	807.00	253.00	357.00
12/18/2008	8.50	356.00	801.00	257.00	369.00
12/17/2008	8.56	356.00	795.00	263.80	376.00
12/16/2008	8.61	332.00	780.00	263.80	400.00

12/15/2008	8.86	334.10	783.00	263.80	400.00
12/14/2008	8.93	334.10	788.00	263.80	408.50
12/13/2008	9.01	334.10	793.00	263.80	417.00
12/12/2008	9.08	334.10	798.00	263.80	425.50
12/11/2008	9.15	339.00	803.00	263.00	429.20
12/10/2008	8.88	305.00	805.20	263.00	432.90
12/9/2008	8.60	305.00	787.60	263.00	399.00
12/8/2008	8.70	275.00	770.00	277.00	399.00
12/7/2008	8.76	278.00	765.00	281.33	398.47
12/6/2008	8.83	281.00	760.00	285.67	397.93
12/5/2008	8.89	284.00	755.00	290.00	397.40
12/4/2008	8.95	284.00	750.00	290.00	401.00
12/3/2008	8.78	285.00	751.00	270.00	437.00
12/2/2008	8.70	285.00	792.00	270.00	437.00
12/1/2008	8.59	283.00	778.15	270.10	431.50
11/30/2008	8.49	267.87	764.30	270.10	431.50
11/29/2008	8.38	252.73	750.45	270.10	431.50
11/28/2008	8.27	237.60	736.60	270.10	431.50
11/27/2008	8.17	231.30	727.20	289.20	405.50
11/26/2008	8.19	225.00	717.80	289.80	390.80
11/25/2008	8.10	204.50	661.50	286.10	376.10
11/24/2008	8.25	230.50	672.20	297.50	353.00
11/23/2008	8.40	237.03	682.90	297.33	357.67
11/22/2008	8.54	243.55	693.60	297.17	362.33
11/21/2008	8.69	250.08	704.30	297.00	367.00
11/20/2008	8.85	256.60	712.60	297.00	366.25
11/19/2008	9.01	332.00	783.00	287.30	365.50
11/18/2008	8.98	325.60	779.40	294.50	348.50
11/17/2008	8.94	325.60	775.80	294.00	348.50
11/16/2008	8.86	325.60	772.20	293.80	366.83
11/15/2008	8.78	325.60	768.60	293.60	385.17
11/14/2008	8.70	325.60	765.00	293.40	403.50
11/13/2008	8.93	375.10	779.75	293.40	403.50
11/12/2008	9.15	426.10	794.50	295.40	449.05
11/11/2008	8.93	477.10	808.50	295.40	494.60
11/10/2008	8.95	448.00	777.00	295.50	495.60
11/9/2008	8.97	462.70	804.50	292.50	497.23
11/8/2008	8.99	477.40	832.00	289.50	498.87
11/7/2008	9.01	492.10	859.50	286.50	500.50
11/6/2008	9.12	506.60	887.00	286.50	503.00
11/5/2008	9.14	521.10	850.50	293.20	508.80
11/4/2008	9.22	490.60	814.00	293.20	514.60
11/3/2008	9.29	460.10	787.58	293.20	523.60
11/2/2008	9.18	428.27	761.15	293.20	495.10
11/1/2008	9.08	396.43	734.73	293.20	466.60
10/31/2008	8.97	364.60	708.30	293.20	438.10
10/30/2008	8.83	390.80	679.40	296.50	425.30
10/29/2008	8.69	417.00	650.50	299.50	412.50
10/28/2008	9.37	466.05	650.50	300.80	466.80
10/27/2008	10.04	515.10	650.50	302.10	521.10
10/26/2008	10.21	543.10	689.50	302.10	522.20
10/25/2008	10.38	571.10	728.50	302.10	523.30

10/24/2008	10.55	599.10	767.50	302.10	524.40
10/23/2008	10.79	666.50	746.20	296.10	525.50
10/22/2008	11.03	662.10	777.00	299.10	519.50
10/21/2008	10.60	683.55	779.25	295.50	513.50
10/20/2008	10.79	705.00	781.50	300.63	613.60
10/19/2008	10.84	711.53	796.17	305.75	613.60
10/18/2008	10.90	718.07	810.83	310.88	613.60
10/17/2008	10.95	724.60	825.50	316.00	613.60
10/16/2008	11.21	724.60	878.00	316.00	614.30
10/15/2008	11.46	652.00	930.50	305.10	615.00
10/14/2008	11.40	652.00	777.80	252.60	615.00
10/13/2008	11.34	736.50	901.00	252.60	687.00
10/12/2008	11.59	741.78	901.38	260.10	704.43
10/11/2008	11.84	747.05	901.75	267.60	721.85
10/10/2008	12.08	752.33	902.13	275.10	739.28
10/9/2008	12.33	757.60	902.50	265.50	756.70
10/8/2008	12.99	781.60	895.45	290.00	785.35
10/7/2008	13.65	1008.00	888.40	299.50	814.00
10/6/2008	13.64	1047.00	1025.00	309.00	854.00
10/5/2008	13.63	1086.00	1045.00	312.03	852.50
10/4/2008	13.61	1125.00	1065.00	315.07	851.00
10/3/2008	13.60	1164.00	1085.00	318.10	849.50
10/2/2008	14.28	1119.00	1064.00	304.00	848.00
10/1/2008	14.46	1173.00	1056.50	297.60	896.30
9/30/2008	14.63	1164.50	1049.00	320.00	927.55
9/29/2008	15.15	1156.00	1098.00	301.10	958.80
9/28/2008	15.17	1156.00	1099.00	301.10	974.87
9/27/2008	15.19	1156.00	1100.00	301.10	990.93
9/26/2008	15.20	1156.00	1101.00	301.10	1007.00
9/25/2008	15.22	1141.00	1075.00	276.10	988.50
9/24/2008	15.32	1185.00	1107.00	276.10	1022.00
9/23/2008	14.86	1206.00	1081.50	260.00	947.75
9/22/2008	13.65	1075.00	1006.00	225.00	873.50
9/21/2008	14.10	1075.00	1013.75	227.03	873.50
9/20/2008	14.54	1075.00	1021.50	229.07	873.50
9/19/2008	14.99	1075.00	1029.25	231.10	873.50
9/18/2008	15.93	1154.00	1037.00	289.85	856.00
9/17/2008	16.86	1233.00	1050.00	348.60	898.60
9/16/2008	16.91	1227.00	1053.50	348.60	934.10
9/15/2008	16.95	1221.00	1057.00	366.85	951.33
9/14/2008	17.05	1217.67	1047.00	385.10	968.55
9/13/2008	17.14	1214.33	1037.00	403.35	985.78
9/12/2008	17.24	1211.00	1027.00	421.60	1003.00
9/11/2008	17.65	1303.00	1097.00	458.60	1003.00
9/10/2008	17.60	1303.00	1124.50	458.60	1049.00
9/9/2008	17.54	1290.50	1152.00	464.20	969.50
9/8/2008	18.23	1278.00	1212.00	490.10	969.50
9/7/2008	18.03	1297.00	1212.50	490.10	983.13
9/6/2008	17.84	1316.00	1213.00	490.10	996.75
9/5/2008	17.64	1335.00	1213.50	490.10	1010.38
9/4/2008	18.14	1354.00	1214.00	482.60	1024.00
9/3/2008	18.40	1347.00	1257.00	463.10	1010.00

9/2/2008	17.97	1340.00	1257.00	463.10	1010.00
9/1/2008	17.54	1340.00	1245.00	456.60	1013.00

Komerční b.	NWR	Orco property	Pegas	Philip Morris	Telefonica O2	Unipetrol
3360	160.28	263.60	456.50	8198.00	482.70	139.50
3360	161.98	270.07	453.77	8184.00	482.83	139.32
3360	163.69	276.53	451.03	8170.00	482.97	139.13
3360	165.39	283.00	448.30	8156.00	483.10	138.95
3378	167.44	298.00	443.20	7978.00	488.50	143.75
3502	162.97	285.00	438.10	7877.50	481.50	138.99
3482	158.50	272.00	431.10	7777.00	480.65	134.50
3461	147.09	269.38	436.00	7726.00	479.80	130.00
3468	143.48	266.75	429.50	7737.75	479.80	129.58
3476	139.86	264.13	423.00	7749.50	479.80	129.16
3483	136.25	261.50	416.50	7761.25	479.80	128.74
3480	145.40	255.25	410.35	7773.00	479.50	129.39
3476	145.90	249.00	404.20	7774.50	482.40	127.99
3672	146.40	267.30	395.50	7776.00	486.10	129.22
3608	144.30	259.10	396.50	7896.00	484.60	130.45
3540	139.01	259.23	395.73	7922.25	483.10	130.13
3473	133.73	259.37	394.97	7948.50	481.60	129.82
3405	128.44	259.50	394.20	7974.75	480.10	129.50
3362	127.30	228.73	398.10	8001.00	483.60	127.85
3318	126.16	197.96	402.00	8045.00	487.00	126.20
3505	129.24	198.11	406.75	7847.50	490.40	125.05
3384	135.50	198.25	392.50	7650.00	493.80	123.90
3357	132.49	199.23	391.63	7634.75	493.80	122.40
3330	129.47	200.22	390.75	7619.50	493.80	120.90
3302	126.46	201.20	389.88	7604.25	493.80	119.40
3275	123.44	193.50	389.00	7589.00	492.00	117.90
3166	119.29	187.76	383.90	7487.00	489.20	117.52
3143	115.14	182.01	378.80	7275.00	486.95	117.14
2928	114.26	176.63	371.50	7218.50	484.70	115.90
2913	113.38	171.26	371.00	7162.00	484.47	115.55
2898	112.49	165.88	370.50	7105.50	484.23	115.20
2882	111.61	160.50	370.00	7049.00	484.00	114.85
2867	106.64	160.00	373.60	6861.00	475.75	114.50
2843	109.20	158.41	380.55	6843.00	467.50	117.24
2808	102.54	159.08	387.50	6825.00	462.55	117.70
2751	95.87	159.75	371.00	6893.00	457.60	117.64
2775	95.46	159.34	369.98	6910.50	457.60	116.10
2798	95.04	158.92	368.95	6928.00	457.60	114.56
2822	94.63	158.51	367.93	6945.50	457.60	113.02
2845	94.21	160.33	366.90	6963.00	459.60	112.96
2844	92.25	162.14	365.45	6917.50	461.40	112.89
2843	90.29	161.20	364.00	6872.00	459.80	112.74
2855	90.25	160.25	370.30	6800.00	456.83	112.00
2855	90.20	161.20	368.53	6771.00	453.85	112.24
2861	89.76	154.73	366.77	6742.00	450.88	111.82
2867	89.33	148.25	365.00	6713.00	447.90	111.41
2873	88.45	147.63	362.80	6684.00	441.50	110.99
2771	83.50	147.00	360.60	6690.00	439.55	110.50
2742	83.38	143.50	348.00	6607.50	437.60	110.00
2712	83.26	148.75	347.38	6525.00	437.33	111.30
2692	82.50	149.67	346.75	6449.33	437.05	110.72

2671	81.73	150.59	346.13	6373.67	436.78	110.15
2651	80.97	151.51	345.50	6298.00	436.50	109.57
2652	80.20	151.13	339.30	6258.00	428.00	108.99
2603	81.59	150.75	340.60	6186.00	416.70	109.25
2553	83.80	152.01	351.00	6209.80	418.50	111.04
2653	83.80	152.01	351.00	6233.60	418.50	111.04
2573	83.80	152.01	351.00	6257.40	418.50	111.04
2583	83.80	152.01	351.00	6281.20	418.50	111.04
2593	83.80	152.01	351.00	6305.00	418.50	111.04
2562	86.34	154.02	352.60	6270.00	423.10	112.40
2584	86.25	158.51	362.10	6272.50	424.40	112.74
2605	85.65	158.02	357.65	6275.00	424.70	114.50
2605	85.05	157.53	353.20	6170.00	425.00	115.13
2630	86.14	158.90	353.47	6196.67	428.33	115.75
2655	87.24	160.27	353.73	6223.33	431.67	116.38
2680	88.33	161.63	354.00	6250.00	435.00	117.00
2684	88.69	163.00	354.00	6210.00	433.45	116.10
2687	89.05	158.61	364.50	6142.50	431.90	115.20
2775	91.03	156.03	375.00	6075.00	432.00	115.40
2775	93.00	153.45	375.00	6063.00	437.10	115.60
2752	91.47	155.96	372.67	6059.00	437.10	115.83
2728	89.93	158.48	370.33	6055.00	437.10	116.05
2705	88.40	160.99	368.00	6051.00	437.10	116.28
2723	90.45	171.05	369.00	6089.00	427.00	116.50
2740	92.50	174.78	372.50	6127.00	425.50	117.10
2780	94.50	178.50	376.00	6340.00	424.00	117.70
2820	96.50	179.50	377.00	6300.00	428.00	121.69
2828	96.50	180.51	375.25	6300.00	428.00	121.64
2835	96.50	181.51	373.50	6300.00	428.00	121.60
2843	96.50	182.51	371.75	6300.00	428.00	121.55
2850	95.20	185.00	370.00	6325.00	429.00	121.50
2850	93.90	180.53	363.40	6350.00	424.00	119.25
2850	92.40	176.05	356.80	6271.00	415.50	117.00
2740	93.99	178.00	366.40	6260.00	415.63	118.00
2723	95.24	179.17	369.80	6255.00	415.75	118.08
2706	96.50	180.33	373.20	6250.00	415.88	118.15
2689	97.75	181.50	376.60	6245.00	416.00	118.23
2672	99.00	181.50	380.00	6240.00	416.50	118.30
2640	97.10	179.99	369.90	6070.00	417.00	118.30
2668	92.30	178.47	365.00	5900.00	419.60	113.00
2695	87.50	178.04	370.00	5975.00	420.00	118.40
2731	87.88	177.61	362.50	6050.00	420.00	119.53
2768	88.25	177.17	355.00	6125.00	420.00	120.65
2804	88.63	176.74	347.50	6200.00	420.00	121.78
2840	89.00	173.00	340.00	6255.00	425.00	122.90
2863	89.25	183.75	325.90	6310.00	426.25	123.47
2828	89.50	185.66	336.90	6305.00	427.50	125.00
2793	91.00	187.57	330.00	6300.00	429.10	124.01
2795	92.50	193.01	331.25	6329.67	431.07	125.21
2797	93.65	198.46	332.50	6359.33	433.03	126.41
2799	94.80	203.90	333.75	6389.00	435.00	127.60
2737	95.95	188.42	335.00	6207.00	430.00	128.80

2674	97.10	190.97	333.00	6025.00	425.00	127.00
2674	99.90	193.51	331.00	5962.50	424.85	125.00
2673	100.33	189.52	315.00	5900.00	424.70	123.00
2642	101.50	189.40	318.33	5914.50	423.13	123.67
2611	102.67	189.27	321.67	5929.00	421.57	124.33
2580	103.83	189.15	325.00	5943.50	420.00	125.00
2750	105.00	198.73	319.00	5958.00	420.00	129.50
2815	116.80	208.30	313.00	5804.00	420.90	134.00
2880	121.85	197.59	339.30	5650.00	441.00	145.95
2788	126.90	196.22	339.46	5520.00	442.60	137.50
2802	114.49	194.85	339.62	5520.00	444.20	135.00
2816	114.49	193.48	339.78	5520.00	445.80	132.50
2830	114.49	192.11	339.94	5520.00	447.40	129.99
2844	114.49	190.74	340.10	5520.00	449.00	127.49
2822	114.49	181.26	339.00	5493.00	440.50	125.72
2800	94.10	189.50	337.75	5442.00	429.75	123.95
2612	80.10	189.91	336.50	5376.00	419.00	124.83
2612	78.60	190.32	335.58	5345.25	419.00	121.95
2612	77.72	190.73	334.65	5314.50	419.00	119.07
2612	76.84	191.14	333.73	5283.75	419.00	116.18
2612	75.96	191.55	332.80	5253.00	419.00	113.30
2418	75.08	204.50	317.65	5239.50	402.10	116.40
2404	73.68	187.48	302.50	5226.00	403.80	119.50
2371	77.44	170.46	295.00	5270.00	404.10	119.85
2374.75	77.42	162.56	289.83	5276.67	404.10	120.20
2378.50	77.40	154.66	284.67	5283.33	404.10	120.54
2382.25	77.37	146.76	279.50	5290.00	404.10	120.89
2386	77.35	141.08	280.75	5300.50	401.30	120.82
2386	77.37	139.02	282.00	5311.00	401.30	120.75
2515	77.39	136.95	280.90	5806.00	406.00	123.15
2485	78.42	137.20	279.80	5719.00	407.58	125.85
2497.75	79.44	137.45	278.97	5726.75	409.15	126.50
2510.50	78.67	137.70	278.13	5734.50	410.73	127.15
2523.25	77.91	137.95	277.30	5742.25	412.30	127.80
2536	77.14	139.75	274.30	5750.00	414.80	128.45
2536	77.77	137.65	274.20	5732.50	419.65	128.66
2621	78.40	135.55	274.10	5715.00	424.50	128.86
2599.50	77.63	132.96	272.33	5711.25	423.25	129.15
2578.00	76.86	130.38	270.55	5707.50	422.00	129.43
2556.50	76.09	127.79	268.78	5703.75	420.75	129.72
2535	75.32	125.20	267.00	5700.00	419.50	130.00
2461	74.55	114.95	264.70	5687.00	410.65	122.75
2387	74.33	114.95	262.40	5689.00	401.80	126.25
2538	74.10	108.70	261.00	5691.00	404.40	125.44
2371	75.31	107.34	247.30	5680.00	403.68	124.63
2314.25	74.69	105.97	246.70	5678.25	402.95	122.49
2257.50	73.79	104.61	246.10	5676.50	402.23	120.34
2200.75	72.89	103.24	245.50	5674.75	401.50	118.20
2144	71.99	111.50	241.00	5673.00	397.50	116.05
2053	71.09	116.63	236.50	5707.00	408.30	118.81
2053	70.89	121.75	237.35	5667.00	399.10	120.55
2324	74.95	157.05	238.20	5675.00	410.20	122.29

2298.00	74.39	157.05	235.10	5688.00	410.20	123.36
2272.00	73.29	157.05	232.00	5701.00	410.20	124.43
2246.00	72.20	157.05	228.90	5714.00	410.20	125.50
2220	71.10	146.90	228.95	5694.50	407.00	119.35
2099	70.00	120.20	229.00	5675.00	417.10	113.20
2017	69.09	120.20	223.00	5675.50	415.70	109.69
1935	64.50	115.03	226.00	5676.00	414.30	111.90
1964.67	64.19	109.85	228.63	5675.67	411.70	110.00
1994.33	63.87	104.68	231.25	5675.33	409.10	108.10
1846	63.56	99.50	233.88	5675.00	406.50	106.20
1838	63.24	102.02	236.50	5685.00	399.20	110.08
1830	63.12	104.54	233.00	5695.00	392.80	113.95
1813	62.99	100.20	243.30	5761.00	410.80	117.00
1814.50	65.19	95.86	232.60	5800.00	407.73	116.69
1816.00	63.69	96.03	233.78	5775.75	404.65	116.38
1817.50	63.48	96.20	234.95	5751.50	401.58	116.06
1819	63.27	96.37	236.13	5727.25	398.50	115.75
1820	63.06	96.54	237.30	5703.00	392.30	117.39
1711	62.85	96.54	234.50	5705.50	387.00	117.17
1664.5	62.58	89.25	242.60	5708.00	393.75	116.95
1618	62.30	98.50	243.00	5776.00	400.50	113.50
1617.67	62.17	97.94	244.13	5792.33	399.83	113.61
1617.33	62.03	97.38	245.25	5808.67	399.17	113.73
1617	61.90	96.81	246.38	5825.00	398.50	113.84
1595	61.76	96.25	247.50	5778.00	395.10	113.95
1573	61.29	89.59	248.00	5731.00	391.70	113.60
1666	61.15	103.92	248.50	5766.00	377.00	113.60
1570	65.50	105.94	247.00	6000.00	379.95	113.49
1578.25	65.68	107.96	247.00	6011.50	382.90	113.38
1586.50	65.86	109.98	247.00	6023.00	385.85	113.26
1594.75	66.04	112.00	247.00	6034.50	388.80	113.15
1603	66.22	116.90	247.00	6046.00	393.80	116.95
1620.5	70.31	131.05	244.00	5848.50	384.80	120.75
1638	70.65	138.55	243.00	5651.00	375.80	121.93
1703	70.99	146.04	249.50	5650.00	375.70	123.10
1696.33	70.89	146.67	248.67	5682.00	370.40	121.47
1689.67	70.79	147.30	247.83	5714.00	365.10	119.83
1683	70.69	147.93	247.00	5746.00	359.80	118.20
1755	72.65	153.10	247.25	5835.00	376.05	122.13
1887.5	75.48	158.26	247.50	6003.00	392.30	126.05
2020	78.30	186.56	252.00	6171.00	402.80	127.78
2137	78.79	197.51	252.50	6275.00	413.30	129.50
2159.75	79.21	199.37	250.50	6266.67	413.30	131.38
2182.50	79.63	201.24	248.50	6258.33	413.30	133.26
2205.25	80.05	203.10	246.50	6250.00	413.30	135.14
2228	81.75	201.60	244.50	6247.50	414.00	132.50
2240.5	79.29	197.51	241.50	6245.00	422.80	128.25
2253	76.57	197.51	240.50	6213.00	418.50	123.75
2258.5	73.84	185.07	237.75	6406.50	416.58	119.25
2264	72.50	194.55	235.00	6600.00	414.65	110.50
2272.33	73.14	204.02	235.20	6537.50	412.73	114.77
2280.67	73.78	213.50	235.40	6475.00	410.80	119.03

2289	73.27	232.10	235.60	6351.00	411.55	123.30
2311.5	72.75	232.10	238.55	6354.50	412.30	125.60
2334	75.87	234.00	241.50	6358.00	412.30	127.90
2480	75.39	231.80	236.00	6336.00	412.40	128.54
2442.50	75.17	233.53	236.50	6277.67	412.40	128.28
2405.00	74.94	235.27	237.00	6219.33	412.40	128.01
2367.50	74.72	237.00	237.50	6161.00	412.40	127.75
2330	74.49	237.00	238.00	6020.50	420.00	125.53
2318	74.13	232.00	240.25	5880.00	422.50	123.30
2306	73.77	225.70	242.50	5855.00	430.00	122.68
2415	72.41	225.30	238.50	5830.00	437.50	122.06
2440.00	72.68	225.30	239.00	5819.00	437.50	122.71
2465.00	72.95	225.30	239.50	5808.00	437.50	123.35
2490.00	73.22	225.30	240.00	5797.00	437.50	124.00
2515	73.49	228.10	239.55	5786.00	444.00	132.99
2526	75.22	228.10	239.10	5768.50	440.80	136.32
2537	76.94	233.20	241.60	5751.00	443.30	139.65
2609	78.74	233.20	241.95	5753.50	445.80	144.00
2644.00	78.23	228.97	242.30	5756.00	444.97	144.19
2679.00	77.71	224.73	242.65	5758.50	444.13	144.38
2714	77.20	220.50	243.00	5761.00	443.30	144.56
2785	78.00	215.00	249.00	5739.00	452.00	144.75
2856	79.03	215.00	255.00	5840.00	449.90	148.00
2920	80.05	209.10	250.50	6001.00	447.80	151.50
2920	80.05	209.10	248.50	6022.25	446.80	151.50
2936.33	80.64	211.17	246.50	6043.50	445.80	149.89
2952.67	81.22	213.23	244.50	6064.75	444.80	148.28
2969	81.81	215.30	242.50	6086.00	443.80	146.67
3029.5	79.52	206.60	239.40	6231.00	453.30	147.50
3090	77.23	206.60	236.30	6376.00	453.30	146.25
3101	75.79	175.75	237.15	6401.00	437.80	146.00
2970	74.34	175.75	238.00	6426.00	425.50	149.95
3023.33	73.56	173.83	234.33	6387.33	430.53	146.63
3076.67	72.78	171.92	230.67	6348.67	435.57	143.32
3130	72.00	170.00	227.00	6310.00	440.60	140.00
3130	72.00	170.00	227.00	6310.00	440.60	140.00
3130	72.00	170.00	227.00	6310.00	440.60	140.00
3130	72.00	170.00	227.00	6310.00	440.60	140.00
2994	71.00	164.90	213.00	6270.00	414.00	125.20
2983.25	70.83	164.90	212.92	6270.00	414.70	125.20
2972.50	70.67	164.90	212.83	6270.00	415.40	125.20
2961.75	70.50	164.90	212.75	6270.00	416.10	125.20
2951.00	70.33	164.90	212.67	6270.00	416.80	125.20
2940.25	70.33	164.90	212.58	6270.00	417.50	125.20
2929.5	70.00	164.90	212.50	6270.00	418.20	125.20
2925	69.88	170.20	224.00	6450.00	422.90	124.00
2944.00	69.75	170.67	224.00	6450.00	427.60	123.75
2963.00	69.63	171.13	224.00	6450.00	432.30	123.50
2982.00	69.50	171.60	224.00	6450.00	437.00	123.25
3001	71.00	171.60	227.00	6500.00	434.50	123.00
2911	70.50	180.00	230.00	6570.00	432.00	120.50
2821	70.00	180.00	227.00	6790.00	432.00	118.00

2884.50	72.57	185.50	229.03	7205.00	417.90	117.53
2948.00	72.43	185.67	231.05	7240.75	422.90	117.05
3011.50	72.29	185.83	233.08	7276.50	427.90	116.58
3075	72.14	186.00	235.10	7312.25	432.90	116.10
2865	72.00	182.50	236.00	7348.00	431.50	117.80
2852.5	73.82	179.00	233.25	7252.00	430.10	119.50
2840	69.40	170.00	230.50	7151.00	433.55	115.75
2802	76.55	170.00	228.00	7050.00	437.00	112.00
2801.33	76.41	171.50	230.67	7050.00	429.17	111.57
2800.67	76.28	173.00	233.33	7050.00	421.33	111.13
2800	76.14	174.50	236.00	7050.00	413.50	110.70
2862.5	76.00	174.50	231.50	7023.50	420.00	112.60
2925	78.00	178.00	227.00	7050.00	426.50	114.00
3000	79.77	178.00	235.00	6750.00	424.55	113.40
3019	81.54	182.95	243.60	6776.00	422.60	112.79
2986.75	81.10	182.95	238.23	6710.75	418.33	115.14
2954.50	80.67	182.95	232.87	6645.50	414.07	117.50
2922.25	80.23	182.95	227.50	6580.25	409.80	119.85
2890	79.79	180.25	229.55	6515.00	403.65	122.20
2805.5	77.75	161.02	231.60	6338.00	397.50	117.25
2721	69.50	141.78	218.35	6306.50	397.40	111.63
2478	61.24	151.35	205.10	6275.00	394.25	106.00
2525.25	63.79	160.92	208.83	6303.67	391.10	108.83
2572.50	66.34	170.48	212.55	6332.33	387.95	111.67
2619.75	68.89	180.05	216.28	6361.00	384.80	114.50
2667	75.05	193.93	220.00	6313.00	391.00	115.36
2649.5	89.12	207.80	223.30	6265.00	400.60	116.21
2632	89.84	244.00	226.60	6113.00	397.58	117.78
2665.00	90.55	242.60	217.60	6113.00	394.56	119.35
2698.00	91.27	244.83	223.40	6113.00	391.54	120.91
2731.00	91.98	247.05	229.20	6113.00	388.52	122.48
2764	92.70	249.28	235.00	6113.00	385.50	124.05
2884.5	94.90	251.50	226.55	6070.00	399.30	125.55
3005	97.09	265.00	218.10	6126.00	394.70	127.05
3152	101.95	261.10	204.31	5903.00	395.10	126.75
3157.75	106.24	263.95	190.51	5680.00	395.50	117.50
3163.50	110.52	266.80	188.67	5645.33	391.17	124.84
3169.25	114.81	269.65	186.84	5610.67	386.83	132.18
3175	119.09	272.50	185.00	5576.00	382.50	139.51
3210	122.10	287.50	186.30	5448.00	392.85	146.85
3101	113.70	271.65	187.60	5320.00	403.20	143.43
2992	105.29	255.80	185.71	5320.00	398.60	140.00
2583	91.24	250.43	185.29	5288.00	399.10	138.25
2539.00	87.08	245.05	184.86	5242.33	399.60	136.50
2495.00	82.91	239.68	184.44	5196.67	400.10	134.75
2451	78.75	234.30	184.01	5151.00	400.60	133.00
2185	74.00	214.60	176.27	4971.00	336.00	107.00
2336.67	69.25	231.77	187.51	5172.67	350.43	109.00
2488.33	77.88	248.93	198.76	5374.33	364.87	111.00
2640	86.50	266.10	210.00	5576.00	379.30	113.00
2653.75	90.81	272.58	213.50	5540.75	379.30	119.00
2667.50	95.13	279.05	217.00	5505.50	379.30	125.00

2681.25	99.44	285.53	220.50	5470.25	379.30	131.00
2695	103.75	292.00	224.00	5435.00	377.50	144.45
2605.5	103.60	298.10	217.60	5369.00	376.50	143.28
2516	122.95	285.70	217.05	5303.00	362.50	142.10
3042	142.30	307.50	216.50	5315.00	381.00	153.84
3107.75	148.60	311.50	223.40	5426.50	386.90	155.68
3173.50	154.90	315.50	230.30	5538.00	392.80	157.52
3239.25	161.20	319.50	237.20	5649.50	398.70	159.36
3305	167.50	374.00	244.10	5761.00	389.85	161.20
3233	173.25	275.10	223.50	5045.00	381.00	154.50
3105	163.45	275.10	229.25	5182.50	385.75	160.88
3239.50	153.65	273.50	235.00	5320.00	390.50	167.25
3374.00	156.24	286.03	239.63	5334.00	390.50	168.18
3508.50	158.83	298.55	244.25	5348.00	390.50	169.10
3643	161.41	311.08	248.88	5362.00	390.50	170.03
3703	164.00	323.60	253.50	5376.00	400.70	170.95
3665	168.54	339.55	280.60	5285.00	401.10	171.43
3627	181.28	355.50	293.80	5500.00	409.45	171.90
3970	194.01	413.60	307.00	5481.50	417.80	191.50
3992	195.33	419.63	311.67	5463.00	416.80	191.75
4014	196.64	425.65	316.33	5444.50	415.80	192.00
4036	197.96	431.68	321.00	5426.00	414.80	192.25
3829	218.80	437.70	310.00	5363.50	406.50	184.30
3746.5	218.60	437.70	312.10	5301.00	400.80	181.95
3664	237.85	475.50	324.35	5456.00	395.10	199.80
3943	257.10	475.50	336.60	5525.00	393.10	198.43
3900.33	263.10	475.17	334.07	5500.00	395.03	197.05
3857.67	269.10	474.83	331.53	5475.00	396.97	195.68
3815	275.10	474.50	329.00	5450.00	398.90	194.30
3789	284.60	470.60	335.00	5386.00	400.20	182.74
3763	296.10	505.50	341.00	5416.00	398.60	186.65
4186	268.80	431.00	328.75	5300.00	397.00	173.00
4049.00	241.50	337.00	316.50	5310.00	396.13	168.44
3912.00	241.43	365.67	315.33	5320.00	395.25	163.88
3775.00	241.35	394.33	314.17	5330.00	394.38	159.31
3638	241.28	423.00	313.00	5340.00	393.50	154.75
3400	241.20	505.25	329.75	5274.00	391.00	155.00
3503	298.60	587.50	346.50	5208.00	404.20	183.75
3606	300.85	626.25	350.25	5274.00	453.30	184.95
3640.25	303.10	665.00	354.00	5340.00	456.50	186.15
3674.50	315.70	664.20	356.33	5341.25	459.70	189.47
3708.75	328.30	663.40	358.67	5342.50	462.90	192.78
3743	340.90	662.60	361.00	5343.75	466.10	196.10
4024	353.50	700.10	367.40	5345.00	480.40	196.25
3925	375.80	698.60	373.80	5530.00	496.50	202.00
3826	398.10	696.55	383.90	5489.00	504.50	204.05
3848.50	393.20	694.50	394.00	5540.00	506.30	206.10
3871.00	400.53	699.75	398.30	5572.50	508.63	207.35
3893.50	407.85	705.00	402.60	5605.00	510.97	208.60
3916	415.18	710.25	406.90	5637.50	513.30	209.85
3936	422.50	715.50	411.20	5670.00	513.65	211.10
3772	452.50	653.50	399.10	5551.00	514.00	208.95

3733.5	472.90	653.50	400.10	5454.50	520.10	206.80
3695	473.30	614.60	401.10	5358.00	519.10	204.90

Vienna
918.16
915.44
912.72
910.00
911.00
908.00
900.60
891.35
882.10
872.85
863.60
862.60
896.60
902.30
908.00
908.00
908.00
908.00
896.90
890.95
885.00
883.60
883.60
883.60
883.60
872.60
866.90
847.50
850.65
853.80
856.95
860.10
832.00
843.10
828.30
813.50
805.77
798.03
790.30
797.60
790.10
782.60
783.35
784.10
784.85
785.60
784.85
784.10
766.50
768.15
769.80

771.45
773.10
760.40
775.15
789.90
793.60
797.30
801.00
804.70
788.00
769.25
750.50
740.60
739.77
738.93
738.10
719.00
742.10
782.60
783.20
783.80
784.40
785.00
803.50
802.45
801.40
806.60
806.60
806.60
806.60
799.00
786.05
773.10
795.00
798.33
801.67
805.00
797.60
790.00
790.00
784.88
779.75
774.63
769.50
757.50
756.10
760.95
765.80
769.40
773.00
776.60
805.00

772.60
758.80
745.00
750.33
755.67
761.00
815.50
843.10
809.35
775.60
775.33
775.05
774.78
774.50
774.60
802.10
797.70
793.30
788.90
784.50
780.10
744.00
726.30
723.00
719.70
716.40
713.10
708.50
715.45
722.40
728.20
729.33
730.47
731.60
733.35
735.10
692.60
692.60
692.60
692.60
692.60
666.00
679.30
692.60
683.85
675.10
666.35
657.60
553.60
573.05
592.50
604.00

602.53
601.07
599.60
566.00
566.65
567.30
566.00
547.33
528.67
510.00
496.00
482.00
470.00
472.15
474.30
476.45
478.60
462.50
481.05
499.60
505.33
511.05
516.78
522.50
507.50
504.55
501.60
498.70
495.80
492.90
490.00
485.80
481.60
487.50
484.90
482.30
479.70
477.10
534.60
626.30
630.45
634.60
636.77
638.93
641.10
653.60
647.50
640.80
634.10
640.07
646.03
652.00

652.00
645.50
679.10
668.35
657.60
646.85
636.10
608.60
581.10
591.05
601.00
601.00
601.00
601.00
600.00
625.50
623.50
614.00
604.50
595.00
585.50
585.50
623.00
634.50
646.00
643.20
640.40
637.60
637.20
652.00
648.50
645.00
643.00
641.00
639.00
639.00
639.00
639.00
631.29
623.57
615.86
608.14
600.43
592.71
585.00
586.28
587.55
588.83
590.10
595.00
580.00
580.00

590.53
601.05
611.58
622.10
600.00
600.00
575.00
563.75
552.50
541.25
530.00
530.00
536.00
570.00
572.28
574.55
576.83
579.10
574.50
517.60
494.80
472.00
472.00
472.00
472.00
496.70
512.95
529.20
539.25
549.30
559.35
569.40
595.10
623.60
573.10
577.08
581.05
585.03
589.00
579.10
518.35
457.60
449.70
441.80
433.90
426.00
426.25
426.50
447.00
467.50
476.03
484.57

493.10
494.10
495.10
529.50
545.15
560.80
576.45
592.10
659.50
630.60
636.35
642.10
663.73
685.37
707.00
753.30
842.60
851.30
860.00
866.87
873.73
880.60
855.30
830.00
820.10
856.60
856.60
856.60
856.60
840.60
900.10
839.10
778.10
801.07
824.03
847.00
824.00
850.25
876.50
926.00
931.20
936.40
941.60
1019.00
1012.50
1006.00
1016.25
1026.50
1036.75
1047.00
1068.00
1050.00

1046.5

1043.00

	AAA Auto	CEM	ČEZ	ECM
	0.003549	0.000000	-0.002976	0.002517
	0.003561	0.000000	-0.002978	0.002498
	0.003574	0.000000	-0.002959	0.002530
	-0.000714	0.002293	-0.009322	-0.004026
	0.000000	0.017895	-0.010251	-0.004010
	0.013025	0.088042	0.013506	0.002334
	0.007289	0.007935	0.000000	0.015539
	0.008082	0.008021	0.000000	0.007242
	0.007402	0.008064	0.000000	0.007322
	0.008209	0.008151	0.000000	0.007349
	0.011321	0.012838	-0.003107	0.020604
	0.011450	0.013004	-0.003098	0.021038
	-0.021658	-0.077559	-0.017250	-0.091951
	-0.020483	0.005825	0.000558	0.015914
	0.004409	0.005859	0.000559	0.016171
	0.004428	0.005893	0.000559	0.016437
	0.004448	0.005928	0.000559	0.016712
	-0.003693	0.016136	-0.002384	0.047240
	-0.003679	0.016401	-0.002379	0.049582
	-0.002203	0.035318	0.005598	0.006161
	-0.018732	0.036611	0.001529	0.006199
	-0.018388	0.009955	-0.003707	-0.010177
	-0.017373	0.010055	-0.003693	-0.010074
	-0.017747	0.010157	-0.003680	-0.009974
	0.041222	0.020358	-0.003666	0.058367
	0.026258	0.020781	0.013849	-0.046477
	0.125616	0.028497	0.021533	0.088975
	0.143662	0.029333	0.022007	0.003396
	0.050296	-0.002208	0.007142	0.003408
	0.052960	-0.002230	0.007204	0.003420
	0.055921	-0.002199	0.007245	0.003431
	-0.004367	-0.010485	0.007309	0.003279
	-0.004348	-0.010376	0.007052	-0.013583
	0.003272	0.019841	0.008333	0.000000
	0.004381	0.020243	0.008403	0.005267
	0.003297	0.001676	0.001684	0.005328
	0.003308	0.001706	0.001686	0.005323
	0.003319	0.001682	0.001689	0.005385
	0.016873	0.001712	0.002144	-0.041785
	0.017162	0.017981	0.000113	0.013637
	-0.002283	0.005423	0.012051	0.013826
	-0.001140	0.005453	0.012198	0.006219
	0.011534	-0.008044	-0.009959	0.006822
	-0.008009	-0.005929	-0.008062	0.006902
	-0.006818	-0.005894	-0.007997	0.006917
	-0.002268	0.039761	0.015906	0.006999
	-0.002262	0.041407	0.016163	0.042807
	0.017261	-0.010427	0.004086	0.000000
	0.001152	-0.010320	0.004103	0.000000
	0.000000	-0.018405	0.000270	0.029364
	0.000000	-0.018072	0.000282	0.030291
	0.001153	-0.017751	0.000270	0.031197
	0.000000	-0.017442	0.000000	0.010469
	0.000000	-0.024532	0.039390	0.010580
	-0.017007	0.100116	-0.011572	-0.008162
	0.000000	0.000000	-0.001925	0.000000
	0.000000	0.000000	-0.001921	-0.019922

0.000000	0.000000	-0.001918	-0.019569
0.000000	0.000000	-0.001914	-0.019158
-0.001133	-0.044105	-0.004051	0.014304
-0.022148	-0.005517	-0.006274	0.014512
0.008939	0.034237	-0.006235	-0.017953
0.001119	0.043155	-0.002933	-0.017636
0.000000	-0.007386	-0.002924	-0.004345
0.001120	-0.007331	-0.002915	-0.004326
0.001121	-0.007278	-0.002907	-0.004307
-0.011086	0.011186	0.033654	-0.038647
-0.019565	-0.029429	-0.037148	-0.010415
-0.004329	-0.052774	-0.006268	-0.010308
-0.003236	-0.050129	-0.006229	-0.012350
0.013115	-0.008917	-0.004063	-0.012622
0.014412	-0.008838	-0.004036	-0.012497
0.013483	-0.008761	-0.004031	-0.012311
-0.012209	-0.008685	-0.010778	-0.000161
-0.012061	0.014858	-0.010663	-0.000161
-0.006536	0.000000	0.005556	-0.037129
-0.005417	-0.040821	-0.010989	-0.004098
0.004353	0.000000	0.000363	-0.004051
0.005470	0.000000	0.000374	-0.004065
0.004396	0.000000	0.000363	-0.004018
0.001100	-0.002410	0.010000	-0.002278
0.000000	0.053299	-0.001054	-0.002273
0.000000	-0.030750	-0.001053	0.008866
-0.002195	0.055844	0.013485	0.040725
-0.001096	0.011162	-0.002164	-0.024216
0.000000	0.011288	-0.002148	-0.023644
-0.001095	0.011417	-0.002155	-0.023097
0.000000	0.011549	-0.002139	0.000000
0.014444	-0.002980	0.008539	-0.011272
0.008969	0.082405	0.003835	-0.011146
0.009050	-0.075881	0.003850	-0.009180
-0.010078	-0.019269	0.000759	0.002502
-0.009978	-0.018905	0.000771	0.002479
-0.009879	-0.018554	0.000760	0.002514
-0.009783	-0.018216	0.000772	0.042169
0.029083	0.047368	0.003991	-0.006880
0.000000	-0.031970	0.000000	-0.006833
0.015909	-0.030980	-0.014053	0.005977
0.000000	0.007536	-0.006889	-0.024689
0.000000	0.007618	-0.006831	-0.024066
0.001138	0.007652	-0.006795	-0.023528
0.000000	0.038008	0.037714	0.025641
-0.005656	0.039510	0.017560	0.082999
0.014925	0.045584	0.005790	0.047004
0.015152	0.047761	0.005824	0.049322
0.009412	-0.028986	-0.001961	-0.053577
0.009501	-0.028169	-0.001945	-0.050853
0.010804	-0.027397	-0.001953	-0.048392
0.009697	-0.070064	-0.033898	-0.082547
-0.073034	-0.065476	0.005625	-0.076252
0.031286	0.082474	0.005656	0.078390
0.032297	-0.046683	0.035621	0.060734
0.000000	0.026352	0.000000	0.064661
0.000000	0.027066	0.000000	0.069131
0.000000	0.027818	0.000000	0.074265

0.000000	0.028614	0.000000	0.080223
0.022005	0.017695	-0.011118	0.086694
-0.028504	0.018014	0.023353	0.128812
-0.027714	-0.031593	0.003220	0.009280
0.000000	0.000000	0.003230	0.009367
0.000000	0.000000	0.003241	0.009455
0.000000	0.000000	0.003251	0.009545
0.000000	0.000000	0.003262	0.009637
0.062577	0.108067	0.030219	0.018465
-0.063218	-0.060355	-0.007467	0.003168
0.000000	-0.056919	0.017089	0.003178
0.000000	0.030066	-0.002084	-0.001611
0.001151	0.031027	-0.002080	-0.001657
0.000000	0.031990	-0.002076	-0.001606
0.008121	0.033079	-0.002071	0.000000
0.009368	0.008626	0.000000	0.002195
-0.033937	0.008701	-0.023176	0.002199
-0.001130	-0.014335	-0.006094	0.001959
0.013746	-0.014102	0.012338	0.001963
0.013937	-0.013936	0.012492	0.001967
0.014134	-0.013715	0.012650	0.001970
-0.025258	0.072779	0.012812	-0.001230
-0.023543	0.078491	0.001540	-0.001229
0.013636	0.000204	0.001542	-0.004403
-0.001135	0.000204	0.004544	0.000000
-0.002265	0.000204	0.004578	0.000000
-0.001131	0.000204	0.004586	0.000000
-0.001130	0.000204	0.004620	0.000000
0.085890	0.057174	0.022074	-0.002927
0.095430	0.069615	-0.020379	0.000000
0.017784	-0.004404	-0.019972	0.007371
0.018106	-0.004384	0.014264	0.007426
0.001395	0.000000	0.014471	0.009142
0.002797	0.000000	0.014683	0.009227
0.001401	0.000000	0.014902	0.009313
-0.128205	0.052779	-0.000136	-0.002538
-0.055363	0.055720	-0.000136	-0.002532
-0.051422	-0.056000	0.009893	0.008836
0.098558	-0.053030	-0.054191	-0.040294
0.107856	-0.026441	0.001523	0.003098
0.122571	-0.025725	0.001512	0.003157
0.139693	-0.025114	0.001527	0.003117
0.093110	0.034420	0.006570	-0.014387
0.003738	0.079390	0.006614	-0.014183
-0.029038	0.377917	0.007328	-0.016548
-0.026502	-0.022287	0.013504	-0.010989
0.008913	-0.021851	0.007716	-0.010870
0.008993	-0.021335	0.007762	-0.010753
0.009074	-0.020889	0.007837	-0.010638
0.009158	0.238153	0.009558	0.026964
0.032136	0.077404	0.009651	-0.002319
-0.022181	0.083899	-0.000985	0.013158
0.071287	0.029401	-0.001546	0.013333
-0.001976	0.030292	0.010465	-0.000143
-0.001972	0.031318	0.010562	-0.000095
-0.001969	0.032248	0.010689	-0.000143
-0.001965	0.020485	0.013226	-0.000095
0.013944	0.000000	0.019858	-0.060376


0.016194	0.040757	0.020260	-0.038693
0.012295	-0.030547	0.022674	-0.037252
-0.059730	-0.029642	-0.009709	-0.003300
-0.054645	-0.028712	-0.009601	-0.003289
-0.053448	-0.027985	-0.009525	-0.003279
0.000000	0.005505	0.023158	0.007848
0.000000	0.005613	-0.032917	0.139294
-0.070513	-0.003066	-0.004116	0.000000
0.006452	-0.019173	-0.004100	-0.004217
0.004862	0.000000	-0.004556	-0.004200
0.006525	0.000000	-0.004520	-0.004182
0.006568	0.000000	-0.004515	-0.004165
-0.012966	-0.084337	0.000294	0.002784
-0.085926	-0.048539	-0.011919	-0.015307
0.008969	-0.046233	0.014600	-0.015077
0.009050	-0.016045	-0.004010	0.096742
-0.016320	-0.015851	-0.003979	-0.007835
-0.016058	-0.015545	-0.003978	-0.007775
-0.015805	-0.015307	-0.003948	-0.007715
-0.050477	-0.088182	0.068217	-0.007656
-0.046814	-0.033841	-0.044161	-0.045444
-0.005175	-0.032734	-0.011499	-0.043469
-0.005148	0.000500	-0.011369	-0.000437
-0.003846	-0.008281	-0.002211	0.029815
-0.002558	-0.008164	-0.002220	0.030779
-0.003822	-0.008146	-0.002201	0.031707
-0.013819	-0.038010	0.002163	0.000000
-0.012407	0.000000	0.017083	-0.034626
0.001242	0.054950	0.017380	0.024113
0.008772	0.085730	0.006003	-0.064159
0.010127	-0.023360	-0.011981	0.000000
-0.008783	-0.022876	-0.011825	0.000000
-0.008706	-0.022316	-0.011701	0.000000
-0.007407	-0.087368	-0.011552	-0.056367
-0.006135	0.022940	-0.014391	-0.018443
-0.009721	0.000000	-0.029706	-0.004488
-0.009627	-0.186596	-0.037676	-0.037313
-0.004790	0.000000	0.000329	0.000000
-0.005952	0.000000	0.000330	0.000000
-0.004739	0.000000	0.000330	0.000000
0.000000	-0.068794	0.000330	-0.005857
0.001186	0.000000	0.000396	0.016270
-0.008235	-0.016050	0.000396	-0.000397
0.000000	-0.006586	0.008655	0.000000
-0.003517	-0.006303	-0.005298	0.000000
-0.004667	-0.006298	-0.005270	0.000000
-0.003488	-0.006224	-0.005242	0.000000
-0.009217	-0.113122	-0.005215	-0.003557
-0.012514	0.000000	-0.029851	0.000000
-0.011249	-0.076087	-0.008030	-0.012105
0.007937	0.000000	-0.000665	0.000000
0.001135	0.009567	-0.000652	0.000664
0.000000	0.009659	-0.000664	0.000626
0.001136	0.009753	-0.000651	0.000665
-0.005650	-0.044932	-0.020711	0.000000
-0.005618	-0.056848	-0.011508	-0.035108
0.004515	0.000000	-0.011377	0.040864
0.004535	0.005979	0.027060	0.000000


-0.006757	-0.023926	-0.010046	0.001180
-0.006711	-0.023391	-0.009946	0.001182
-0.006667	-0.022833	-0.009848	0.001183
-0.018539	-0.072952	-0.009752	-0.023112
0.025727	0.025316	0.036765	0.000000
-0.027203	0.000000	0.007407	0.027712
-0.018162	0.063647	0.007463	-0.030698
-0.018868	0.027079	0.004586	0.000768
-0.017508	0.027806	0.004594	0.000769
-0.017206	0.028628	0.004628	0.000769
0.037815	0.000000	0.000000	0.000000
0.039301	0.000000	0.000000	0.000000
0.040909	0.000000	0.000000	0.000000
-0.003398	0.011290	0.050331	0.106383
-0.003386	-0.001342	-0.004614	-0.011899
-0.003375	-0.001340	-0.004593	-0.011800
-0.002245	-0.001339	-0.004572	-0.011622
-0.003356	-0.001337	-0.004551	-0.011489
-0.003344	-0.001335	-0.004531	-0.011398
-0.003333	-0.001333	-0.004510	-0.011230
0.000000	0.000000	-0.030000	0.008000
0.000000	-0.037647	-0.002904	-0.003984
0.000000	-0.036258	-0.002908	-0.003968
0.000000	-0.035012	-0.002887	-0.003953
0.058824	0.176966	0.007491	-0.015564
-0.007009	0.000000	0.007547	-0.025777
-0.005807	0.072289	0.019231	0.000000
-0.028217	-0.006286	-0.003831	0.000000
-0.007839	0.000000	-0.006345	0.000000
-0.008879	0.000000	-0.006305	0.000000
-0.007709	0.000000	-0.006266	0.000000
-0.007650	-0.014454	-0.006227	0.003042
0.030405	0.111475	-0.002732	0.000000
0.032558	0.000000	0.022346	0.000000
-0.011494	0.109091	0.022857	-0.050542
-0.006849	-0.010791	0.006536	-0.015391
-0.007928	-0.010676	0.006579	-0.015192
-0.006749	-0.010563	0.006623	-0.014931
-0.006704	0.000000	0.006667	0.000000
0.019362	-0.003509	-0.001332	0.074074
0.009195	0.000000	-0.051768	0.000000
0.012806	0.007067	0.017799	-0.000370
0.011779	0.056483	0.018121	0.000000
0.013126	0.059906	0.018456	0.000000
0.013301	0.063678	0.018803	0.000000
0.012240	0.027237	0.012926	-0.066044
-0.002442	0.028000	0.013096	-0.002070
0.011111	0.100244	0.085110	0.012933
-0.018182	-0.112798	-0.015918	-0.038319
-0.017857	-0.027549	-0.015668	0.000572
-0.016393	-0.026771	-0.015427	0.000538
-0.017261	-0.026112	-0.015192	0.000572
-0.018079	-0.025409	-0.011647	0.000000
-0.017758	-0.227108	-0.089911	0.033763
0.003341	0.019656	0.004619	-0.024448
0.004474	0.000000	0.004640	0.001701
0.009029	0.000000	0.004662	0.000681
0.009112	0.000000	0.004684	0.000681


0.009195	0.000000	0.004706	0.000682
-0.025756	-0.131965	-0.018916	0.000000
-0.024044	-0.119690	-0.018565	-0.006770
0.024636	-0.106896	-0.017316	0.000000
-0.002235	0.064955	0.040541	-0.000338
-0.002230	-0.031770	-0.034183	0.010256
-0.002225	-0.030792	-0.033053	0.010363
-0.002220	-0.029872	-0.031995	0.010471
-0.012061	-0.028622	-0.031003	0.000000
-0.002188	-0.027826	0.042916	-0.022851
-0.008677	0.062169	0.044840	0.000000
-0.007535	0.066290	0.033546	0.000000
0.011983	0.074322	0.034724	0.000000
0.011013	0.080317	0.035959	0.000000
0.012263	0.087301	0.037315	0.000000
0.015855	-0.067042	0.042538	-0.011130
0.016110	-0.062830	0.044427	-0.010017
-0.072572	-0.105246	0.000000	-0.004322
-0.066733	-0.095224	0.000000	-0.004303
-0.016650	-0.051556	-0.056563	0.000000
-0.016378	-0.049028	-0.053535	0.000000
-0.016114	-0.046737	-0.050814	0.000000
-0.022243	-0.101125	0.028545	0.020263
-0.021759	0.006646	-0.039640	-0.010030
0.040566	-0.031380	-0.002887	0.012183
-0.017609	-0.030426	-0.002879	-0.017064
-0.004613	-0.009177	-0.018426	-0.016746
-0.005505	-0.009108	-0.018080	-0.016502
-0.004566	-0.009012	-0.017771	-0.016203
-0.023194	0.000000	-0.059795	0.000000
-0.021815	0.111350	-0.056421	0.035726
0.005263	0.000000	0.196323	0.207838
0.005291	-0.114732	-0.136737	0.000000
-0.021570	-0.007118	-0.000422	-0.028835
-0.021115	-0.007054	-0.000410	-0.028027
-0.019868	-0.007018	-0.000421	-0.027263
-0.020276	-0.006956	-0.000410	0.036158
-0.050808	-0.030706	0.007873	-0.084483
-0.048352	-0.224603	0.007936	-0.031720
0.000733	-0.037249	-0.133268	-0.030744
0.000734	-0.035912	-0.019139	-0.009711
0.001470	-0.034667	-0.018779	-0.009649
0.000735	-0.033505	-0.018433	-0.009525
-0.047619	0.040214	0.019737	0.046382
-0.012448	-0.046036	0.007099	0.021505
-0.011620	0.007299	0.007150	-0.070000
-0.034323	0.007353	-0.044627	0.062770
-0.001318	0.000000	-0.000910	0.000000
-0.001317	0.000000	-0.000909	0.000000
-0.000658	0.000000	-0.000908	0.000000
-0.001314	0.013146	0.024186	0.090547
-0.006527	-0.037131	-0.028907	0.000000
0.030956	-0.017413	0.023578	0.061923
0.088645	0.121860	0.075050	0.155556
-0.031915	0.000000	-0.007645	-0.008942
-0.030261	0.000000	-0.007587	-0.008906
-0.030020	0.000000	-0.007530	-0.008784
-0.059008	-0.068458	-0.007473	-0.202691

	-0.055160	-0.064071	-0.012381	-0.168531
	-0.002957	0.004890	-0.003322	0.000000
	-0.002360	0.004914	-0.003311	-0.049748
	-0.005865	0.002735	0.009551	-0.047390
	-0.005251	0.002750	0.009643	-0.045246
	-0.005800	0.002750	0.009737	-0.043287
	-0.023229	-0.070606	-0.063810	-0.080680
	0.002841	0.000000	-0.024455	0.000000
	0.003421	0.009686	-0.023872	-0.012064
	-0.037850	0.009781	-0.049505	-0.052846
	0.011093	-0.014649	-0.000412	0.000000
	0.010650	-0.014438	-0.000412	0.000000
	0.011338	-0.014232	-0.000412	0.000000
	-0.027563	-0.014032	-0.000412	0.015541
	-0.014130	0.005197	-0.034208	0.042108
	0.023929	0.005224	0.000000	0.000000
	0.024515	0.000000	0.009639	0.014236
oč. 1denní výnos:	-0.000202	-0.001327	-0.000471	0.000130
oč. roční výnos:	-0.073685	-0.483182	-0.171449	0.047174
oč. Roč. výnos *100	-7.368478	-48.318198	-17.144950	4.717413
rozptyl.	0.000796	0.002538	0.000557	0.001185
rozptyl *364	0.289739	0.923766	0.202894	0.431463
riziko:	0.028213	0.050377	0.023609	0.034429
riziko * 364	0.5382743	0.96112732	0.45043781	0.656858266
riziko %	53.82743	96.11273	45.04378	65.68583

	AAA Auto	CEM	ČEZ	ECM
AAA Auto	0.2897392	0.10843381	0.038739	0.071603
CEM		0.92376573	0.133096	0.123492
ČEZ			0.202894	0.079549
ECM				0.431463
Erste Bank				
Komerční b.				
NWR				
Orco property				
Pegas				
Philip Morris				
Telefonica O2				
Unipetrol				
Vienna				
ECM	0.431463	0.034026	0.049145	0.017044
Komerční b.	0.034026	0.317239	0.047388	0.032444
Pegas	0.049145	0.047388	0.154596	0.035026
Philip Morris	0.017044	0.032444	0.035026	0.085828
Vienna	0.065321	0.093302	0.064944	0.039953







Erste Bank	Komerční b.	NWR	Orco property	Pegas	Philip Morris	Telefonica O2
0.005767	0.000000	-0.010495	-0.023957	0.006016	0.001711	-0.000269
0.005787	0.000000	-0.010447	-0.023361	0.006075	0.001714	-0.000290
0.005834	0.000000	-0.010279	-0.022862	0.006090	0.001717	-0.000269
-0.019634	-0.005329	-0.012243	-0.050336	0.011507	0.022311	-0.011054
-0.004560	-0.035408	0.027428	0.045614	0.011641	0.012758	0.014538
0.083122	0.005744	0.028202	0.047794	0.016238	0.012923	0.001768
0.003256	0.006068	0.077572	0.009726	-0.011239	0.006601	0.001772
0.003267	-0.002018	0.025160	0.009859	0.015134	-0.001519	0.000000
0.003278	-0.002301	0.025883	0.009919	0.015366	-0.001516	0.000000
0.003289	-0.002010	0.026495	0.010057	0.015606	-0.001514	0.000000
-0.001000	0.000862	-0.062930	0.024486	0.014987	-0.001512	0.000626
-0.012553	0.001151	-0.003427	0.025100	0.015215	-0.000193	-0.006012
-0.011158	-0.053377	-0.003415	-0.068462	0.021997	-0.000193	-0.007612
0.008013	0.017738	0.014553	0.031648	-0.002522	-0.015198	0.003095
0.015012	0.019209	0.038055	-0.000501	0.001946	-0.003313	0.003105
0.015255	0.019292	0.039483	-0.000540	0.001924	-0.003303	0.003115
0.015477	0.019971	0.041187	-0.000501	0.001953	-0.003292	0.003124
0.015735	0.012790	0.008955	0.134525	-0.009797	-0.003281	-0.007237
-0.031548	0.013261	0.009036	0.155435	-0.009701	-0.005469	-0.006982
-0.033296	-0.053352	-0.023832	-0.000757	-0.011678	0.025167	-0.006933
-0.019210	0.035757	-0.046199	-0.000706	0.036306	0.025817	-0.006885
0.023265	0.008043	0.022719	-0.004919	0.002221	0.001997	0.000000
0.023804	0.008108	0.023326	-0.004945	0.002252	0.002001	0.000000
0.024400	0.008480	0.023802	-0.004871	0.002231	0.002005	0.000000
0.018141	0.008244	0.024465	0.039793	0.002262	0.002009	0.003659
0.019878	0.034428	0.034789	0.030571	0.013285	0.013624	0.005724
0.054329	0.007318	0.036043	0.031592	0.013464	0.029141	0.004621
0.057450	0.073429	0.007702	0.030459	0.019650	0.007827	0.004642
0.019110	0.005149	0.007762	0.031356	0.001348	0.007889	0.000475
0.019483	0.005176	0.007912	0.032433	0.001350	0.007952	0.000496
0.019870	0.005552	0.007885	0.033520	0.001351	0.008015	0.000475
0.020273	0.005232	0.046605	0.003125	-0.009636	0.027401	0.017341
-0.018274	0.008442	-0.023443	0.010037	-0.018263	0.002630	0.017647
0.020495	0.012464	0.064950	-0.004212	-0.017935	0.002637	0.010702
0.020924	0.020720	0.069573	-0.004194	0.044474	-0.009865	0.010817
-0.001881	-0.008649	0.004295	0.002573	0.002757	-0.002532	0.000000
-0.001878	-0.008220	0.004419	0.002643	0.002792	-0.002526	0.000000
-0.001874	-0.008505	0.004333	0.002587	0.002772	-0.002520	0.000000
-0.001871	-0.008084	0.004458	-0.011352	0.002807	-0.002513	-0.004352
0.020038	0.000352	0.021247	-0.011163	0.003968	0.006578	-0.003901
0.009439	0.000352	0.021708	0.005831	0.003984	0.006621	0.003480
0.009726	-0.004203	0.000443	0.005928	-0.017013	0.010588	0.006501
-0.011916	0.000000	0.000554	-0.005893	0.004803	0.004283	0.006566
0.013440	-0.002097	0.004902	0.041815	0.004799	0.004301	0.006587
0.013623	-0.002093	0.004814	0.043710	0.004849	0.004320	0.006653
0.039401	-0.002088	0.009949	0.004200	0.006064	0.004339	0.014496
0.041239	0.036810	0.059281	0.004286	0.006101	-0.000897	0.004436
0.011673	0.010576	0.001439	0.024390	0.036207	0.012486	0.004456
0.012032	0.011062	0.001441	-0.035294	0.001785	0.012644	0.000617
-0.002466	0.007429	0.009212	-0.006147	0.001817	0.011733	0.000641
-0.002482	0.007862	0.009421	-0.006109	0.001791	0.011871	0.000618
-0.002454	0.007544	0.009386	-0.006072	0.001823	0.012015	0.000641
-0.013073	-0.000377	0.009601	0.002514	0.018273	0.006392	0.019860
-0.012696	0.018824	-0.017036	0.002521	-0.003817	0.011639	0.027118
-0.025567	0.019585	-0.026372	-0.008289	-0.029630	-0.003833	-0.004301
-0.007470	-0.037693	0.000000	0.000000	0.000000	-0.003818	0.000000
-0.007414	0.031092	0.000000	0.000000	0.000000	-0.003803	0.000000

-0.007360	-0.003871	0.000000	0.000000	0.000000	-0.003789	0.000000
-0.007306	-0.003857	0.000000	0.000000	0.000000	-0.003775	0.000000
0.010722	0.012100	-0.029419	-0.013050	-0.004538	0.005582	-0.010872
0.010838	-0.008514	0.001043	-0.028326	-0.026236	-0.000399	-0.003063
0.011899	-0.008061	0.007005	0.003101	0.012442	-0.000398	-0.000706
0.012042	0.000000	0.007055	0.003111	0.012599	0.017018	-0.000706
-0.001464	-0.009506	-0.012654	-0.008622	-0.000764	-0.004304	-0.007774
-0.001462	-0.009416	-0.012609	-0.008548	-0.000735	-0.004284	-0.007737
-0.001460	-0.009328	-0.012340	-0.008414	-0.000763	-0.004267	-0.007655
0.045336	-0.001490	-0.004059	-0.008405	0.000000	0.006441	0.003576
-0.039967	-0.001116	-0.004043	0.027678	-0.028807	0.010989	0.003589
-0.038431	-0.031712	-0.021751	0.016535	-0.028000	0.011111	-0.000231
0.001713	0.000000	-0.021183	0.016813	0.000000	0.001979	-0.011668
0.001716	0.008358	0.016727	-0.016094	0.006252	0.000660	0.000000
0.001719	0.008798	0.017124	-0.015901	0.006319	0.000661	0.000000
0.001722	0.008503	0.017308	-0.015591	0.006332	0.000661	0.000000
-0.020829	-0.006610	-0.022664	-0.058813	-0.002710	-0.006241	0.023653
-0.032438	-0.006204	-0.022162	-0.021341	-0.009396	-0.006202	0.003525
0.000000	-0.014388	-0.021164	-0.020840	-0.009309	-0.033596	0.003538
-0.015123	-0.014184	-0.020725	-0.005571	-0.002653	0.006349	-0.009346
-0.014898	-0.002829	0.000000	-0.005595	0.004664	0.000000	0.000000
-0.014679	-0.002469	0.000000	-0.005509	0.004685	0.000000	0.000000
-0.014467	-0.002814	0.000000	-0.005479	0.004707	0.000000	0.000000
0.010969	-0.002456	0.013655	-0.013459	0.004730	-0.003953	-0.002331
0.009039	0.000000	0.013845	0.024760	0.018162	-0.003937	0.011792
0.009309	0.000000	0.016234	0.025447	0.018498	0.012598	0.020457
0.035074	0.040146	-0.016917	-0.010955	-0.026201	0.001757	-0.000313
0.007221	0.006243	-0.013125	-0.006530	-0.009194	0.000799	-0.000289
0.007293	0.006282	-0.013057	-0.006433	-0.009110	0.000800	-0.000313
0.007327	0.006322	-0.012788	-0.006446	-0.009028	0.000801	-0.000288
0.007401	0.006362	-0.012626	0.000000	-0.008947	0.000801	-0.001200
0.020449	0.012121	0.019567	0.008389	0.027305	0.028007	-0.001199
0.000000	-0.010495	0.052004	0.008517	0.013425	0.028814	-0.006196
0.012235	-0.010019	0.054857	0.002415	-0.013514	-0.012552	-0.000952
0.012408	-0.013182	-0.004324	0.002421	0.020690	-0.012397	0.000000
0.012543	-0.013367	-0.004193	0.002483	0.021127	-0.012245	0.000000
0.012723	-0.012839	-0.004287	0.002433	0.021583	-0.012097	0.000000
0.000000	-0.012676	-0.004157	0.021618	0.022059	-0.008793	-0.011765
-0.030928	-0.008034	-0.002801	-0.058503	0.043265	-0.008716	-0.002933
-0.004107	0.012376	-0.002793	-0.010288	-0.032651	0.000793	-0.002924
-0.004090	0.012531	-0.016484	-0.010183	0.020909	0.000794	-0.003729
-0.010262	-0.000716	-0.016216	-0.028185	-0.003774	-0.004687	-0.004570
-0.010138	-0.000715	-0.012280	-0.027461	-0.003759	-0.004664	-0.004526
-0.010056	-0.000715	-0.012131	-0.026680	-0.003745	-0.004644	-0.004529
0.050198	0.022653	-0.011985	0.082157	-0.003731	0.029322	0.011628
0.052851	0.023560	-0.011843	-0.013353	0.006006	0.030207	0.011765
0.004405	0.000000	-0.028028	-0.013126	0.006042	0.010482	0.000353
0.004425	0.000374	-0.004286	0.021053	0.050794	0.010593	0.000353
-0.020224	0.011734	-0.011527	0.000634	-0.010461	-0.002452	0.003710
-0.019844	0.011873	-0.011396	0.000687	-0.010383	-0.002446	0.003700
-0.019438	0.012016	-0.011172	0.000634	-0.010246	-0.002440	0.003738
-0.067961	-0.061818	-0.011143	-0.048206	0.018809	-0.002434	0.000000
-0.063636	-0.023091	-0.101027	-0.045943	0.019169	0.026533	-0.002138
-0.002901	-0.022569	-0.041444	0.054203	-0.077513	0.027257	-0.045578
0.014269	0.032999	-0.039795	0.006982	-0.000471	0.023551	-0.003615
0.014475	-0.004996	0.108394	0.007031	-0.000471	0.000000	-0.003602
0.014688	-0.004972	0.000000	0.007081	-0.000471	0.000000	-0.003589
0.014907	-0.004947	0.000000	0.007131	-0.000471	0.000000	-0.003576

0.015133	-0.004923	0.000000	0.007183	-0.000470	0.000000	-0.003563
0.108278	0.007796	0.000000	0.052301	0.003245	0.004915	0.019296
0.063434	0.007857	0.216684	-0.043483	0.003701	0.009372	0.025015
0.067730	0.071975	0.174782	-0.002159	0.003715	0.012277	0.025656
0.000000	0.000000	0.019084	-0.002154	0.002742	0.005753	0.000000
0.000000	0.000000	0.011323	-0.002150	0.002779	0.005786	0.000000
0.000000	0.000000	0.011452	-0.002145	0.002757	0.005820	0.000000
0.000000	0.000000	0.011585	-0.002140	0.002794	0.005854	0.000000
-0.000491	0.080232	0.011721	-0.063325	0.047694	0.002577	0.042029
-0.023707	0.005824	0.019001	0.090783	0.050083	0.002583	-0.004210
0.005345	0.013918	-0.048554	0.099847	0.025424	-0.008349	-0.000742
0.005398	-0.001579	0.000258	0.048597	0.017838	-0.001264	0.000000
0.005402	-0.001577	0.000258	0.051080	0.018126	-0.001261	0.000000
0.005456	-0.001574	0.000388	0.053829	0.018497	-0.001261	0.000000
0.047680	-0.001572	0.000259	0.040261	-0.004452	-0.001981	0.006977
-0.043873	0.000000	-0.000258	0.014818	-0.004433	-0.001977	0.000000
0.000000	-0.051292	-0.000258	0.015115	0.003916	-0.085257	-0.011576
-0.050721	0.012072	-0.013134	-0.001822	0.003931	0.015212	-0.003877
0.002496	-0.005105	-0.012840	-0.001819	0.002975	-0.001353	-0.003837
0.002479	-0.005079	0.009788	-0.001816	0.003020	-0.001351	-0.003847
0.002508	-0.005053	0.009755	-0.001812	0.002993	-0.001350	-0.003808
0.021063	-0.005028	0.009982	-0.012880	0.010937	-0.001348	-0.006027
0.021516	0.000000	-0.008101	0.015256	0.000365	0.003053	-0.011557
0.015644	-0.032430	-0.008036	0.015492	0.000365	0.003062	-0.011425
0.015893	0.008271	0.009919	0.019480	0.006499	0.000657	0.002953
0.016150	0.008340	0.010018	0.019788	0.006579	0.000657	0.002962
0.016415	0.008410	0.010120	0.020268	0.006585	0.000657	0.002971
0.016689	0.008481	0.010223	0.020687	0.006667	0.000658	0.002980
0.022204	0.030069	0.010329	0.089169	0.008689	0.002286	0.021551
0.022992	0.031001	0.002960	0.000000	0.008765	-0.000352	0.022026
-0.101096	-0.059496	0.003104	0.057498	0.005364	-0.000351	-0.006429
0.036655	0.070434	-0.016067	0.012670	0.055398	0.001937	0.001784
0.000000	0.024522	0.008301	0.012928	0.002432	0.000308	0.001812
0.000000	0.025138	0.012197	0.013001	0.002438	0.000308	0.001790
0.000000	0.025787	0.012347	0.013270	0.002444	0.000308	0.001818
0.077758	0.026469	0.012502	-0.074081	0.018672	0.000308	0.010063
0.084314	0.044325	0.012660	-0.043985	0.019027	-0.005958	-0.026451
-0.100407	0.000000	0.002821	-0.042053	-0.003581	0.007058	0.023052
-0.091245	-0.116609	-0.054169	-0.224769	-0.003568	-0.001410	-0.027060
0.000000	0.011314	0.007528	0.000000	0.013186	-0.002286	0.000000
0.000000	0.011444	0.015009	0.000000	0.013362	-0.002280	0.000000
0.000000	0.011576	0.015097	0.000000	0.013543	-0.002275	0.000000
0.107923	0.011712	0.015471	0.069095	-0.000218	0.003424	0.007862
0.051422	0.057646	0.015714	0.222130	-0.000218	0.003436	-0.024215
0.000000	0.040654	0.013171	0.000000	0.026906	-0.000088	0.003368
0.011625	0.042377	0.071163	0.044945	-0.013274	-0.000088	0.003379
0.055295	-0.015102	0.004829	0.047155	-0.011503	0.000058	0.006315
0.058566	-0.014872	0.005010	0.049389	-0.011330	0.000060	0.006355
0.062172	0.080352	0.004877	0.052060	-0.011245	0.000058	0.006396
0.055313	0.004353	0.005060	-0.024701	-0.011078	-0.001759	0.018287
0.058960	0.004372	0.001901	-0.024106	0.015021	-0.001756	0.016293
0.019046	0.009377	0.002064	0.043313	-0.042335	-0.011456	-0.043817
0.019416	-0.000827	-0.033748	0.045274	0.046002	-0.006724	0.007529
0.008356	-0.000826	0.023552	-0.001770	-0.005047	0.004199	0.007612
0.008385	-0.000825	0.003308	-0.001767	-0.004980	0.004216	0.007645
0.008498	-0.000825	0.003319	-0.001764	-0.004997	0.004234	0.007729
0.108785	-0.000549	0.003330	-0.001761	-0.004930	0.004252	0.015804
0.000000	0.063705	0.003341	0.000000	0.011940	-0.000438	0.013695

0.011976	0.027936	0.004314	0.081681	-0.033388	-0.000438	-0.017143
0.012121	0.028739	0.004494	-0.093909	-0.001646	-0.011773	-0.016854
-0.003484	0.000204	0.002091	0.005718	-0.004629	-0.002819	0.001676
-0.003472	0.000210	0.002257	0.005751	-0.004567	-0.002813	0.001653
-0.003460	0.000204	0.002100	0.005888	-0.004586	-0.002803	0.001681
-0.003448	0.013793	0.002267	0.005818	-0.004525	0.008134	0.008605
0.038186	0.013986	0.007668	0.074339	-0.002016	0.008201	0.008680
-0.028744	-0.055822	0.002289	-0.137895	-0.002012	-0.006070	0.038992
0.010304	0.061146	-0.066412	-0.019067	0.006073	-0.039000	-0.007764
0.000000	-0.005227	-0.002741	-0.018711	0.000000	-0.001913	-0.007704
0.000000	-0.005200	-0.002733	-0.018367	0.000000	-0.001909	-0.007645
0.000000	-0.005173	-0.002726	-0.018036	0.000000	-0.001906	-0.007587
0.054321	-0.005147	-0.002718	-0.041916	0.000000	-0.001902	-0.012697
-0.014599	-0.010799	-0.058171	-0.107974	0.012295	0.033769	0.023389
-0.014388	-0.010684	-0.004812	-0.054132	0.004115	0.034950	0.023949
0.004674	-0.038168	-0.004789	-0.051287	-0.026052	0.000177	0.000266
0.004745	0.003932	0.001411	-0.004295	0.003338	-0.005632	0.014309
0.004718	0.003942	0.001413	-0.004277	0.003389	-0.005600	0.014517
0.004790	0.003963	0.001415	-0.004259	0.003360	-0.005569	0.014730
-0.078378	-0.041026	-0.026979	-0.033769	-0.001011	-0.015253	-0.043212
-0.146154	-0.070199	-0.037493	-0.032605	-0.001010	-0.027986	-0.041422
0.000000	-0.065594	-0.036015	-0.151694	-0.017857	-0.027224	-0.026068
-0.066427	-0.054750	-0.006219	-0.055440	-0.001980	-0.016574	-0.025405
-0.013566	-0.010534	-0.005302	-0.009329	0.007984	0.001329	0.000000
-0.013419	-0.010424	-0.005274	-0.009292	0.008048	0.001333	0.000000
-0.013207	-0.010316	-0.005247	-0.009158	0.008114	0.001333	0.000000
-0.092048	-0.010211	-0.020795	0.007440	0.008180	0.000400	-0.001691
0.000000	-0.005579	0.031025	0.020708	0.012422	0.000400	-0.020814
0.061130	-0.005548	0.035523	0.000000	0.004158	0.005150	0.010275
0.000000	-0.002435	0.036972	0.067218	0.011567	-0.030204	0.004609
-0.019129	-0.002429	0.018483	-0.048728	0.011702	-0.029318	0.004655
-0.018738	-0.003666	-0.008750	-0.046417	-0.000850	0.009560	0.004652
-0.018424	-0.003657	-0.008674	-0.044403	-0.000850	0.009653	0.004698
0.006635	-0.003639	0.006961	-0.080138	-0.000849	0.019524	-0.001822
0.000000	-0.009734	0.007148	0.000000	-0.012366	-0.000551	-0.001819
-0.015552	-0.009640	-0.041123	-0.008120	-0.012215	-0.000550	0.000000
-0.006182	-0.058871	0.006367	0.009491	0.023305	0.003472	-0.000242
-0.006450	0.015353	0.002927	-0.007408	-0.002114	0.009292	0.000000
-0.006408	0.015593	0.003069	-0.007396	-0.002110	0.009380	0.000000
-0.006367	0.015839	0.002944	-0.007300	-0.002105	0.009468	0.000000
0.046984	0.016094	0.003088	0.000000	-0.002101	0.023337	-0.018095
0.019417	0.005177	0.004856	0.021552	-0.009365	0.023895	-0.005917
0.000000	0.005204	0.004880	0.027913	-0.009278	0.004270	-0.017442
0.067358	-0.045135	0.018782	0.001775	0.016771	0.004288	-0.017143
-0.011945	-0.010246	-0.003715	0.000000	-0.002092	0.001890	0.000000
-0.011804	-0.010142	-0.003701	0.000000	-0.002088	0.001894	0.000000
-0.011667	-0.010040	-0.003688	0.000000	-0.002083	0.001898	0.000000
-0.022801	-0.009940	-0.003674	-0.012275	0.001879	0.001901	-0.014640
-0.103650	-0.004355	-0.022999	0.000000	0.001882	0.003034	0.007260
0.000000	-0.004336	-0.022355	-0.021870	-0.010348	0.003043	-0.005640
-0.117268	-0.027597	-0.022860	0.000000	-0.001447	-0.000435	-0.005608
0.015255	-0.013238	0.006519	0.018474	-0.001444	-0.000434	0.001865
0.015518	-0.013065	0.006692	0.018867	-0.001442	-0.000434	0.001891
0.015735	-0.012896	0.006606	0.019184	-0.001440	-0.000434	0.001872
-0.021136	-0.025494	-0.010256	0.025581	-0.024096	0.003833	-0.019248
-0.038119	-0.024860	-0.013033	0.000000	-0.023529	-0.017295	0.004668
0.000000	-0.021918	-0.012742	0.028216	0.017964	-0.026829	0.004690
-0.043742	0.000000	0.000000	0.000000	0.008048	-0.003529	0.002238

0.000000	-0.005561	-0.007316	-0.009803	0.008114	-0.003516	0.002243
0.000000	-0.005534	-0.007141	-0.009661	0.008180	-0.003504	0.002248
0.000000	-0.005500	-0.007212	-0.009614	0.008247	-0.003492	0.002253
-0.040793	-0.019970	0.028798	0.042110	0.012949	-0.023271	-0.020957
0.000000	-0.019579	0.029652	0.000000	0.013119	-0.022742	0.000000
0.016588	-0.003547	0.019000	0.175533	-0.003584	-0.003906	0.035404
0.002375	0.044108	0.019505	0.000000	-0.003571	-0.003890	0.028907
0.010392	-0.017639	0.010604	0.011045	0.015662	0.006054	-0.011683
0.010526	-0.017337	0.010717	0.011110	0.015867	0.006089	-0.011571
0.010613	-0.017038	0.010833	0.011294	0.016167	0.006128	-0.011416
0.000000	0.000000	0.000000	0.000000	0.000000	0.000000	0.000000
0.000000	0.000000	0.000000	0.000000	0.000000	0.000000	0.000000
0.000000	0.000000	0.000000	0.000000	0.000000	0.000000	0.000000
0.000000	0.000000	0.000000	0.000000	0.000000	0.000000	0.000000
0.110204	0.045424	0.014085	0.030928	0.065728	0.006380	0.064251
0.004785	0.003603	0.002400	0.000000	0.000376	0.000000	-0.001688
0.004808	0.003616	0.002264	0.000000	0.000423	0.000000	-0.001685
0.004831	0.003630	0.002411	0.000000	0.000376	0.000000	-0.001682
0.004854	0.003643	0.002417	0.000000	0.000376	0.000000	-0.001679
0.004878	0.003656	0.000000	0.000000	0.000423	0.000000	-0.001677
0.004902	0.003670	0.004714	0.000000	0.000376	0.000000	-0.001674
0.000000	0.001538	0.001717	-0.031140	-0.051339	-0.027907	-0.011114
0.000000	-0.006454	0.001864	-0.002754	0.000000	0.000000	-0.010992
0.000000	-0.006412	0.001723	-0.002688	0.000000	0.000000	-0.010872
0.000000	-0.006372	0.001871	-0.002739	0.000000	0.000000	-0.010755
-0.032520	-0.006331	-0.021127	0.000000	-0.013216	-0.007692	0.005754
-0.018617	0.030917	0.007092	-0.046667	-0.013043	-0.010654	0.005787
-0.060000	0.031904	0.007143	0.000000	0.013216	-0.032401	0.000000
0.000000	-0.022014	-0.035414	-0.029650	-0.008863	-0.057599	0.033740
-0.020808	-0.021540	0.001933	-0.000916	-0.008743	-0.004937	-0.011823
-0.020384	-0.021086	0.001937	-0.000861	-0.008709	-0.004913	-0.011685
-0.019976	-0.020650	0.002079	-0.000914	-0.008592	-0.004889	-0.011550
-0.008621	0.073298	0.001944	0.019178	-0.003814	-0.004865	0.003244
-0.008547	0.004382	-0.024655	0.019553	0.011790	0.013238	0.003255
0.084962	0.004401	0.063689	0.052941	0.011931	0.014124	-0.007958
0.000000	0.013562	-0.093403	0.000000	0.010965	0.014326	-0.007895
0.001330	0.000239	0.001832	-0.008746	-0.011575	0.000000	0.018245
0.001357	0.000236	0.001704	-0.008671	-0.011400	0.000000	0.018608
0.001334	0.000239	0.001839	-0.008596	-0.011314	0.000000	0.018936
-0.008978	-0.021834	0.001842	0.000000	0.019438	0.003773	-0.015476
-0.082380	-0.021368	-0.025641	-0.019663	0.019824	-0.003759	-0.015240
0.000000	-0.025000	-0.022189	0.000000	-0.034043	0.044444	0.004593
0.012746	-0.006293	-0.021707	-0.027057	-0.035304	-0.003837	0.004614
0.000000	0.010798	0.005425	0.000000	0.022541	0.009723	0.010207
0.000000	0.010916	0.005330	0.000000	0.023017	0.009819	0.010288
0.000000	0.011036	0.005484	0.000000	0.023604	0.009916	0.010420
0.064118	0.011159	0.005514	0.014979	-0.008931	0.010015	0.015236
0.037615	0.030119	0.026238	0.119426	-0.008851	0.027927	0.015472
0.039085	0.031055	0.118705	0.135703	0.060682	0.004995	0.000252
0.065439	0.098063	0.134879	-0.063231	0.064603	0.005020	0.007990
-0.013057	-0.018711	-0.039975	-0.059471	-0.017861	-0.004548	0.008054
-0.012861	-0.018367	-0.038438	-0.056077	-0.017502	-0.004526	0.008120
-0.012725	-0.018036	-0.037016	-0.053152	-0.017246	-0.004507	0.008186
0.002048	-0.017717	-0.082079	-0.071572	-0.016909	0.007603	-0.015857
0.002052	0.006605	-0.157877	-0.066747	-0.014778	0.007662	-0.023964
0.048780	0.006649	-0.008014	-0.148361	-0.014563	0.024865	0.007596
0.000000	-0.012383	-0.007841	0.005771	0.041360	0.000000	0.007654
-0.049969	-0.012231	-0.007889	-0.009108	-0.025962	0.000000	0.007713
-0.047615	-0.012083	-0.007719	-0.008986	-0.025305	0.000000	0.007773

-0.045428	-0.011939	-0.007767	-0.008946	-0.024681	0.000000	0.007834
0.000000	-0.041775	-0.023182	-0.008827	0.037299	0.007084	-0.034560
-0.101436	-0.040100	-0.022556	-0.050943	0.038744	-0.009141	0.011654
-0.092095	-0.046637	-0.047670	0.014937	0.067495	0.037777	-0.001012
-0.002018	-0.001821	-0.040380	-0.010797	0.072437	0.039261	-0.001011
-0.003278	-0.001818	-0.038726	-0.010682	0.009752	0.006141	0.011069
-0.003287	-0.001814	-0.037366	-0.010569	0.009794	0.006178	0.011219
-0.003257	-0.001811	-0.035939	-0.010459	0.009946	0.006218	0.011320
-0.004970	-0.010903	-0.024652	-0.052174	-0.006978	0.023495	-0.026346
-0.011399	0.035150	0.073879	0.058347	-0.006930	0.024060	-0.025670
-0.011271	0.036430	0.079875	0.061962	0.010177	0.000000	0.011540
-0.017189	0.158343	0.153989	0.021443	0.002267	0.006051	-0.001253
0.057564	0.017330	0.047772	0.021955	0.002326	0.008712	-0.001251
0.061080	0.017635	0.050296	0.022405	0.002277	0.008786	-0.001250
0.065054	0.017952	0.052825	0.022962	0.002337	0.008866	-0.001248
0.030096	0.121739	0.064189	0.091799	0.043910	0.036210	0.192262
0.031030	-0.064909	0.068592	-0.074082	-0.059943	-0.038988	-0.041178
-0.116324	-0.060949	-0.110812	-0.068935	-0.056601	-0.037523	-0.039576
-0.104203	-0.057451	-0.099653	-0.064525	-0.053524	-0.036168	-0.038044
-0.002106	-0.005181	-0.047462	-0.023773	-0.016393	0.006362	0.000000
-0.002102	-0.005155	-0.045412	-0.023186	-0.016129	0.006403	0.000000
-0.002098	-0.005128	-0.043343	-0.022695	-0.015873	0.006444	0.000000
-0.002093	-0.005102	-0.041542	-0.022158	-0.015625	0.006486	0.004768
0.011550	0.034350	0.001448	-0.020463	0.029412	0.012293	0.002656
0.011685	0.035572	-0.157381	0.043402	0.002534	0.012446	0.038621
-0.163136	-0.172913	-0.135980	-0.070894	0.002540	-0.002258	-0.048556
0.000000	-0.021157	-0.042396	-0.012841	-0.030886	-0.020547	-0.015249
0.000000	-0.020718	-0.040671	-0.012678	-0.029961	-0.020134	-0.015020
0.000000	-0.020298	-0.039082	-0.012520	-0.029089	-0.019736	-0.014798
-0.001140	-0.019894	-0.037612	-0.145722	-0.028267	-0.019354	0.022701
-0.001138	0.022270	-0.033189	0.359506	0.092170	0.141923	0.023228
0.000000	0.041224	0.059957	0.000000	-0.025082	-0.026532	-0.012314
-0.104803	-0.041519	0.063781	0.005850	-0.024468	-0.025846	-0.012164
-0.024743	-0.039864	-0.016577	-0.043807	-0.019321	-0.002625	0.000000
-0.024132	-0.038335	-0.016307	-0.041936	-0.018915	-0.002618	0.000000
-0.023577	-0.036920	-0.015984	-0.040279	-0.018603	-0.002611	0.000000
-0.023021	-0.016203	-0.015793	-0.038690	-0.018225	-0.002604	-0.025455
-0.036481	0.010368	-0.026937	-0.046974	-0.096579	0.017219	-0.000997
-0.035197	0.010477	-0.070278	-0.044866	-0.044929	-0.039091	-0.020393
-0.046838	-0.086398	-0.065615	-0.140474	-0.042997	0.003375	-0.019986
0.001760	-0.005511	-0.006758	-0.014370	-0.014984	0.003386	0.002399
0.001763	-0.005481	-0.006662	-0.014143	-0.014731	0.003398	0.002405
0.001766	-0.005451	-0.006668	-0.013969	-0.014548	0.003410	0.002411
0.001769	0.054061	-0.095247	-0.013754	0.035484	0.011653	0.020418
-0.053888	0.022021	0.000915	0.000000	-0.006729	0.011790	0.014222
-0.033691	0.022516	-0.080933	-0.079495	-0.037768	-0.028409	0.014427
-0.032593	-0.070758	-0.074874	0.000000	-0.036393	-0.012489	0.005088
-0.016484	0.010940	-0.022805	0.000694	0.007573	0.004545	-0.004886
-0.016207	0.011058	-0.022297	0.000716	0.007661	0.004566	-0.004887
-0.015958	0.011185	-0.021810	0.000695	0.007690	0.004587	-0.004838
0.018715	0.006862	-0.033380	0.008287	-0.017910	0.011883	-0.003248
-0.032779	0.006909	-0.038838	-0.069041	-0.017595	-0.005539	0.004014
0.078343	-0.101051	0.101563	0.172854	0.037262	0.021887	0.004030
0.085003	0.033836	0.113043	0.278932	0.038705	-0.001883	0.002196
0.000000	0.035020	0.000290	-0.078404	0.003710	-0.001880	0.002226
0.000000	0.036291	0.000331	-0.072680	0.003692	-0.001876	0.002206
0.000000	0.037658	0.000290	-0.067778	0.003738	-0.001873	0.002236
0.020444	0.070000	0.000332	-0.162791	-0.050796	0.012514	0.006394

-0.047407	-0.029403	-0.192230	-0.140000	-0.048341	0.012673	-0.032657
-0.038004	-0.028564	-0.007479	-0.061876	-0.010707	-0.012514	-0.108317
-0.018111	-0.009409	-0.007423	-0.058271	-0.010593	-0.012360	-0.007010
-0.017779	-0.009321	-0.039911	0.001204	-0.006539	-0.000234	-0.006961
-0.017479	-0.009235	-0.038380	0.001206	-0.006524	-0.000234	-0.006913
-0.017168	-0.009150	-0.036961	0.001207	-0.006454	-0.000234	-0.006865
0.000000	-0.069831	-0.035644	-0.053564	-0.017420	-0.000234	-0.029767
-0.043851	0.025223	-0.059340	0.002147	-0.017121	-0.033454	-0.032427
0.082001	0.025876	-0.056016	0.002943	-0.026309	0.007469	-0.015857
0.000000	-0.005846	0.012462	0.002952	-0.025635	-0.009206	-0.003555
-0.013864	-0.005812	-0.018301	-0.007503	-0.010796	-0.005832	-0.004581
-0.013664	-0.005779	-0.017948	-0.007447	-0.010681	-0.005798	-0.004580
-0.013490	-0.005746	-0.017655	-0.007392	-0.010568	-0.005765	-0.004539
-0.013301	-0.005081	-0.017325	-0.007338	-0.010457	-0.005732	-0.000681
0.013861	0.043478	-0.066298	0.094874	0.030318	0.021438	-0.000681
0.000000	0.010312	-0.043138	0.000000	-0.002499	0.017692	-0.011729
-0.002962	0.010419	-0.000845	0.063293	-0.002493	0.018010	0.001926
-0.000141	0.000176	-0.002208	-0.001058	0.000567	0.001285	-0.000050
-0.051342	0.064174	-0.803559	-0.384967	0.206424	0.467799	-0.018151
-5.134197	6.417382	-80.355931	-38.496688	20.642430	46.779875	-1.815084
0.001263	0.000872	0.001528	0.002616	0.000425	0.000236	0.000309
0.459614	0.317239	0.556336	0.952377	0.154596	0.085828	0.112458
0.035534	0.029522	0.039095	0.051151	0.020609	0.015355	0.017577
0.677948199	0.563239585	0.74587966	0.975898113	0.39318715	0.292964181	0.335347052
67.79482	56.32396	74.58797	97.58981	39.31871	29.29642	33.53471

Erste Bank	Komerční b.	NWR	Orco property	Pegas	Philip Morris	Telefonica O2
0.080064	0.035270	0.072178	0.128661	0.039784	0.014952	0.016192
0.202968	0.145084	0.174880	0.282720	0.068533	0.036106	0.040654
0.088736	0.087704	0.119289	0.106794	0.029983	0.001790	0.022690
0.101899	0.034026	0.118814	0.233676	0.049145	0.017044	0.022523
0.459614	0.169794	0.210265	0.198156	0.049378	0.039737	0.061219
	0.317239	0.140236	0.147445	0.047388	0.032444	0.077623
		0.556336	0.224463	0.071578	0.009217	0.055892
			0.952377	0.127892	0.084073	0.056643
				0.154596	0.035026	0.037881
					0.085828	0.023732
						0.112458

Vienna

0.065321
0.093302
0.064944
0.039953
0.302386

Unipetrol	Vienna
0.001292	0.002971
0.001366	0.002980
0.001295	0.002989
-0.033391	-0.001098
0.034247	0.003304
0.033383	0.008217
0.034615	0.010378
0.003241	0.010486
0.003252	0.010597
0.003262	0.010711
-0.005024	0.001159
0.010938	-0.037921
-0.009519	-0.006317
-0.009429	-0.006278
0.002459	0.000000
0.002388	0.000000
0.002471	0.000000
0.012906	0.012376
0.013074	0.006678
0.009196	0.006723
0.009282	0.001584
0.012255	0.000000
0.012407	0.000000
0.012563	0.000000
0.012723	0.012606
0.003233	0.006575
0.003244	0.022891
0.010699	-0.003703
0.003029	-0.003689
0.003038	-0.003676
0.003047	-0.003662
0.003057	0.033774
-0.023371	-0.013166
-0.003908	0.017868
0.000510	0.018193
0.013264	0.009593
0.013443	0.009699
0.013626	0.009781
0.000531	-0.009152
0.000620	0.009492
0.001330	0.009583
0.006607	-0.000957
-0.002138	-0.000957
0.003756	-0.000956
0.003680	-0.000955
0.003784	0.000956
0.004434	0.000957
0.004545	0.022962
-0.011680	-0.002148
0.005238	-0.002143
0.005175	-0.002139
0.005293	-0.002134
0.005322	0.016702
-0.002380	-0.019029
-0.016120	-0.018673
0.000000	-0.004662
0.000000	-0.004641

0.000000	-0.004619
0.000000	-0.004598
-0.012100	0.021193
-0.003016	0.024374
-0.015371	0.024983
-0.005472	0.013368
-0.005356	0.001122
-0.005413	0.001137
-0.005299	0.001125
0.007752	0.026565
0.007812	-0.031128
-0.001733	-0.051751
-0.001730	-0.000766
-0.001986	-0.000766
-0.001896	-0.000765
-0.001978	-0.000764
-0.001888	-0.023024
-0.005124	0.001308
-0.005098	0.001310
-0.032788	-0.006447
0.000411	0.000000
0.000329	0.000000
0.000411	0.000000
0.000412	0.009512
0.018868	0.016475
0.019231	0.016751
-0.008475	-0.027547
-0.000678	-0.004171
-0.000592	-0.004166
-0.000677	-0.004137
-0.000592	0.009278
0.000000	0.009620
0.046903	0.000000
-0.045608	0.006523
-0.009454	0.006579
-0.009283	0.006610
-0.009279	0.006667
-0.009113	0.015842
-0.004617	0.001852
-0.012240	-0.006374
0.007983	-0.006333
-0.009584	-0.004679
-0.009493	-0.004657
-0.009326	-0.004636
-0.009317	-0.035280
0.014173	0.041936
0.016000	0.018187
0.016260	0.018523
-0.005418	-0.007104
-0.005308	-0.007067
-0.005360	-0.007004
-0.034749	-0.066830
-0.033582	-0.032736
-0.081877	0.041700
0.061455	0.043515
0.018519	0.000348
0.018868	0.000361
0.019309	0.000348

0.019609	0.000362
0.014079	-0.000129
0.014280	-0.034285
-0.007050	0.005516
0.023616	0.005546
0.024187	0.005577
0.024875	0.005609
0.025419	0.005640
-0.026632	0.048522
-0.025941	0.024370
-0.002920	0.004564
-0.002912	0.004585
-0.002821	0.004606
-0.002895	0.004628
0.000579	0.006493
0.000580	-0.009714
-0.019488	-0.009621
-0.021454	-0.007965
-0.005138	-0.001549
-0.005112	-0.001561
-0.005086	-0.001545
-0.005060	-0.002386
-0.001632	-0.002381
-0.001552	0.061363
-0.002245	0.000000
-0.002163	0.000000
-0.002236	0.000000
-0.002154	0.000000
0.059063	0.039940
-0.027723	-0.019579
0.006457	-0.019203
0.006499	0.012795
0.017471	0.012961
0.017866	0.013131
0.018105	0.013306
0.018526	0.187861
-0.023230	-0.033941
-0.014434	-0.032827
-0.014228	-0.019040
-0.008674	0.002440
-0.008599	0.002429
-0.008526	0.002452
0.051529	0.059364
0.054329	-0.001147
0.031999	-0.001146
-0.019750	0.002297
0.017273	0.034111
0.017576	0.035296
0.017891	0.036608
-0.035247	0.028226
-0.033962	0.029046
-0.026068	0.025532
0.002657	-0.004554
0.002664	-0.004533
0.002757	-0.004513
0.002678	-0.004492
-0.013971	0.034811
0.001878	-0.038561

0.001881	-0.037130
0.030396	-0.011339
-0.000968	-0.011193
-0.001055	-0.011088
-0.000966	-0.010947
-0.000965	0.029557
0.003081	0.005847
0.000000	0.005881
0.000969	0.005815
0.000970	0.005849
0.001060	0.005884
0.000972	0.005918
-0.032493	0.008646
-0.031470	0.008721
-0.009678	-0.012103
-0.009504	0.005362
0.013419	0.005391
0.013686	0.005420
0.013790	0.005450
-0.032179	-0.107557
-0.031099	-0.146415
-0.013539	-0.006583
-0.013282	-0.006540
-0.014310	-0.003408
-0.014108	-0.003381
-0.013911	-0.003385
0.019925	-0.019125
0.033138	0.009421
0.036364	0.010456
0.037736	0.010566
0.079186	-0.009327
-0.037205	-0.009226
-0.035789	-0.009156
-0.034631	0.000000
-0.018312	0.010070
-0.017983	-0.049477
-0.004979	0.016084
0.002027	0.016347
0.002109	0.016619
0.002035	0.016900
0.017685	0.045186
0.018086	0.047324
0.005054	-0.016834
0.005079	-0.016556
-0.005297	0.000000
-0.005188	0.000000
-0.005242	0.000000
-0.067599	0.001667
-0.024428	-0.040767
-0.023845	0.003208
-0.030208	0.015472
-0.001318	0.015715
-0.001316	0.015966
-0.001245	0.016225
-0.001313	0.000000
-0.021959	-0.060193
-0.023102	-0.018125
0.000000	-0.017802

0.010741	0.004353
0.010858	0.004372
0.010977	0.004391
-0.005627	0.000628
0.008547	-0.022699
0.001712	0.005397
-0.026342	0.005426
0.022642	0.003110
0.023095	0.003120
0.023714	0.003130
0.000000	0.000000
0.000000	0.000000
0.000000	0.000000
0.118211	0.012213
0.000000	0.012380
0.000000	0.012519
0.000000	0.012694
0.000000	0.012841
0.000000	0.013025
0.000000	0.013179
0.009677	-0.002183
0.002020	-0.002162
0.002024	-0.002174
0.002028	-0.002152
0.002033	-0.008235
0.020747	0.025862
0.021186	0.000000
0.003999	-0.017831
0.004101	-0.017503
0.004032	-0.017218
0.004134	-0.016910
-0.014431	0.036833
-0.014226	0.000000
0.032397	0.043478
0.033482	0.019956
0.003854	0.020362
0.003959	0.020785
0.003884	0.021226
-0.016874	0.000000
-0.012281	-0.011194
0.005291	-0.059649
0.005408	-0.003984
-0.020410	-0.003951
-0.020085	-0.003953
-0.019608	-0.003920
-0.019231	0.008007
0.042217	0.109930
0.050345	0.046079
0.053113	0.048305
-0.026004	0.000000
-0.025432	0.000000
-0.024716	0.000000
-0.007455	-0.049728
-0.007314	-0.031680
-0.013330	-0.030707
-0.013155	-0.018637
-0.012902	-0.018296
-0.012818	-0.017967

-0.012656	-0.017650
-0.011947	-0.043186
-0.011806	-0.045702
0.002367	0.088117
0.078723	-0.006897
-0.058795	-0.006832
-0.055530	-0.006803
-0.052541	-0.006740
-0.049983	0.017095
0.023844	0.117199
0.024500	0.132758
0.012658	0.017567
0.012821	0.017881
0.012987	0.018207
0.013158	0.018545
0.242991	-0.000587
-0.018349	-0.000586
-0.018018	-0.045861
-0.017699	-0.043850
-0.050420	-0.017919
-0.048000	-0.017624
-0.045802	-0.017299
-0.093112	-0.002024
0.008166	-0.002020
0.008304	-0.064967
-0.076313	-0.028708
-0.011819	-0.027907
-0.011681	-0.027149
-0.011546	-0.026431
-0.011414	-0.102199
0.043366	0.045829
-0.039657	-0.009036
-0.038087	-0.008955
-0.005530	-0.032589
-0.005441	-0.031574
-0.005470	-0.030594
-0.005382	-0.061463
-0.002800	-0.105981
-0.002734	-0.010220
-0.102350	-0.010116
-0.001304	-0.007925
-0.001302	-0.007851
-0.001300	-0.007801
0.043136	0.029580
0.012916	0.030482
-0.089339	0.012072
0.006904	-0.042610
0.007003	0.000000
0.007001	0.000000
0.007102	0.000000
0.063259	0.019034
-0.020948	-0.066104
0.078902	0.072697
0.027072	0.078396
0.027825	-0.028674
0.028686	-0.027863
0.029467	-0.027119
-0.001613	0.027913

-0.156463	-0.030873
-0.006488	-0.029949
-0.006446	-0.053456
-0.017523	-0.005584
-0.017170	-0.005553
-0.016930	-0.005523
-0.000764	-0.075957
-0.028465	0.006420
-0.010047	0.006461
-0.009947	-0.010086
-0.006028	-0.009985
-0.005992	-0.009887
-0.005957	-0.009790
-0.005921	-0.019663
0.010290	0.017143
0.010397	0.003344
0.009273	0.003356

365.0028

-0.000670	0.000061
-0.243832	0.022366
-24.383232	2.236646
0.000787	0.000831
0.286300	0.302386
0.028045	0.028822
0.535069856	0.549895944
53.50699	54.98959

Unipetrol	Vienna
0.040065	0.043758
0.105989	0.122254
0.072251	0.065972
0.073695	0.065321
0.125734	0.158354
0.105260	0.093302
0.154160	0.140611
0.201129	0.184378
0.079292	0.064944
0.030803	0.039953
0.078433	0.030140
0.286300	0.077883
	0.302386

	Akcie	Oček. roční výnos v %	Oček. roční výnos	Riziko v %
x1	AAA Auto	-7.368478	-7.368478	53.82743
x2	CEM	-48.318198	-48.318198	96.11273
x3	ČEZ	-17.144950	-17.144950	45.04378
x4	ECM	4.717413	4.717413	65.68583
x5	Erste Bank	-5.134197	-5.134197	67.79482
x6	Komerční b.	6.417382	6.417382	56.32396
x7	NWR	-80.355931	-80.355931	74.58797
x8	Orco property	-38.496688	-38.496688	97.58981
x9	Pegas	20.642430	20.642430	39.31871
x10	Philip Morris	46.779875	46.779875	29.29642
x11	Telefonica O2	-1.815084	-1.815084	33.53471
x12	Unipetrol	-24.383232	-24.383232	53.50699
x13	Vienna Rf	2.236646 0.770000	2.236646 1.020000	54.98959

Pro vypůjčování

		x1	0.000000
		x2	0.000000
		x3	0.000000
		x4	0.000000
		x5	0.000000
		x6	0.000000
		x7	0.000000
		x8	0.000000
		x9	0.012580
		x10	0.987420
		x11	0.000000
		x12	0.000000
		x13	0.000000

1.02 sklon --> max
suma $x_j = 1$
 $x_j \geq 0, j=1, \dots, 3$

Suma x_j 1

		SM2	0.29082087
		RM2	46.451062
		S2M2	0.084576779
		Kx	0.015264053
		Kx	0.036514111
		Kx	0.002144924
		Kx	0.017448105
		Kx	0.039857851
		Kx	0.032631913
		Kx	0.010001144
		Kx	0.084624504
		Kx	0.036530109
		Kx	0.085188913
		Kx	0.023910152
		Kx	0.031413483
		Kx	0.040267218

rozptyl

sklon 156.2166496

x1 0.000000

Pro zapůjčování Tržní portfolia
 0.077 sklon --> max
 M1 suma $x_j = 1$
 $x_j \geq 0, j=1, \dots, 3$

x2	0.000000
x3	0.000000
x4	0.000000
x5	0.000000
x6	0.000000
x7	0.000000
x8	0.000000
x9	0.014449
x10	0.985551
x11	0.000000
x12	0.000000
x13	0.000000
Suma x_j	1
SM1	0.290509116
RM1	46.40222718
S2M1	0.084395547
Kx	0.01531045
Kx	0.036574697
Kx	0.0021976
Kx	0.017508081
Kx	0.039875865
Kx	0.032659835
Kx	0.010117659
Kx	0.084706374
Kx	0.036753512
Kx	0.085093995
Kx	0.023936588
Kx	0.031504078
Kx	0.040313912
sklon	157.0767478

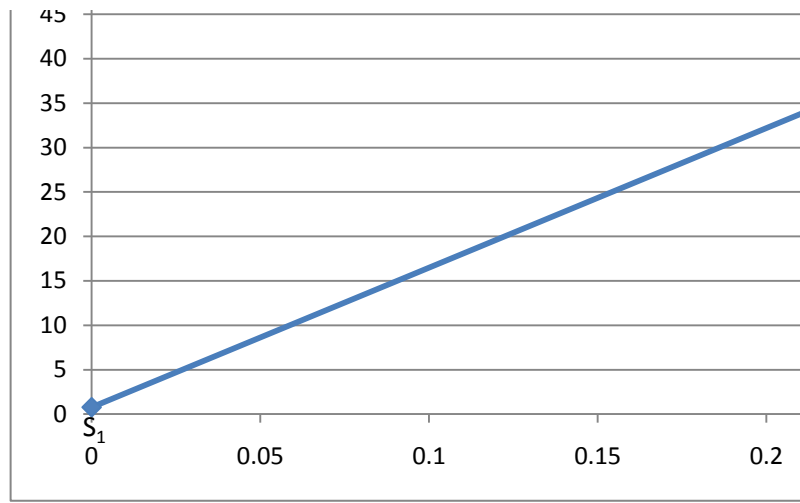
rozptyl	rozptyl * 364 %
0.000796	2.82132
0.002538	5.03768
0.000557	2.36094
0.001185	3.44287
0.001263	3.55341
0.000872	2.95218
0.001528	3.90947
0.002616	5.11510
0.000425	2.06086
0.000236	1.53555
0.000309	1.75770
0.000787	2.80453
0.000831	2.88224
0.00000	

Var. matice:	AAA Auto
AAA Auto	0.289739221
CEM	0.108433807
ČEZ	0.038739
ECM	0.071603
Erste Bank	0.080064
Komerční b.	0.035270
NWR	0.072178
Orco property	0.128661
Pegas	0.039784
Philip Morris	0.014952
Telefonica O2	0.016192
Unipetrol	0.040065
Vienna	0.043758
Rf	0.000000

BOD B

Rb --> max
 $xf + \text{suma } x_j = 1$
 $x_j \geq 0, j=1, \dots, 3$
 $S_b = S_b \text{ gener.}$

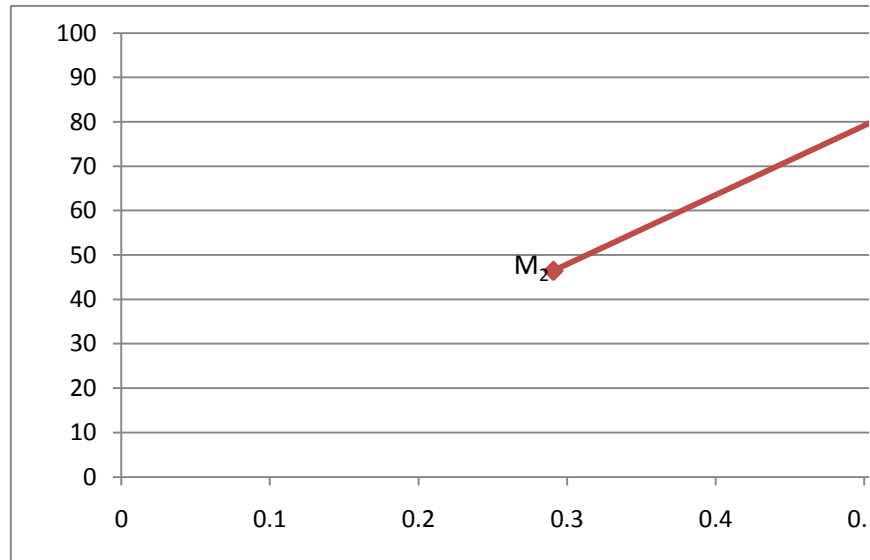
x1	0.00000
x2	0.00000
x3	0.00000
x4	0.00000
x5	0.00000
x6	0.00000
x7	0.00000
x8	0.00000
x9	0.02312
x10	1.97571
x11	0.00000
x12	0.00000
x13	0.00000
xf	-0.99884
xf+suma xj	1.00000
SB	0.581642217
RB	91.88212034
S2p	0.338307669
Kx	0.030460178
Kx	0.07292024
Kx	0.004230383
Kx	0.034811056
Kx	0.079649876
Kx	0.065195686
Kx	0.019864642
Kx	0.169062068
Kx	0.072776118
Kx	0.170381439
Kx	0.047763911
Kx	0.062692459
Kx	0.080437116
Kx	0



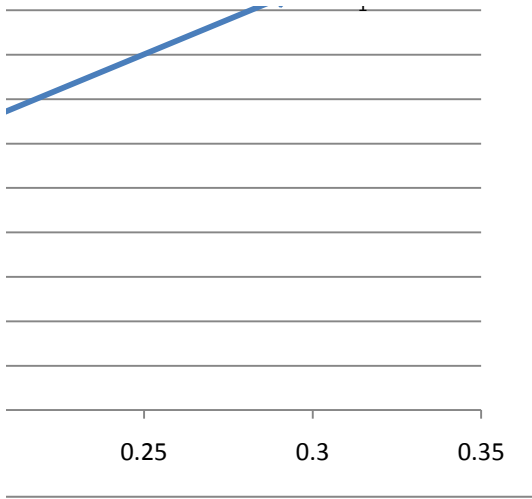
	S1	M1	
S	0	0	0.290509116
R	0.77	0.77	46.40222718

CEM	ČEZ	ECM	Erste Bank	Komerční b.	NWR	Orco property
0.108433807	0.038739	0.071603	0.080064	0.035270	0.072178	0.128661
0.923765728	0.133096	0.123492	0.202968	0.145084	0.174880	0.282720
0.133096	0.202894	0.079549	0.088736	0.087704	0.119289	0.106794
0.123492	0.079549	0.431463	0.101899	0.034026	0.118814	0.233676
0.202968	0.088736	0.101899	0.459614	0.169794	0.210265	0.198156
0.145084	0.087704	0.034026	0.169794	0.317239	0.140236	0.147445
0.174880	0.119289	0.118814	0.210265	0.140236	0.556336	0.224463
0.282720	0.106794	0.233676	0.198156	0.147445	0.224463	0.952377
0.068533	0.029983	0.049145	0.049378	0.047388	0.071578	0.127892
0.036106	0.001790	0.017044	0.039737	0.032444	0.009217	0.084073
0.040654	0.022690	0.022523	0.061219	0.077623	0.055892	0.056643
0.105989	0.072251	0.073695	0.125734	0.105260	0.154160	0.201129
0.122254	0.065972	0.065321	0.158354	0.093302	0.140611	0.184378
0.000000	0.000000	0.000000	0.000000	0.000000	0.000000	0.000000

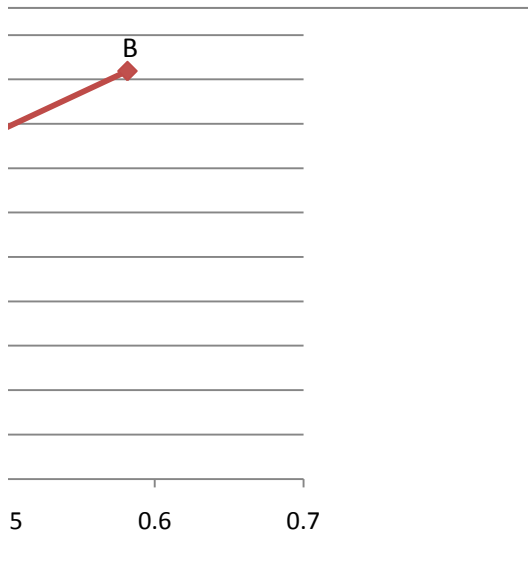
Množina	M2	B
S	0.29082087	0.58164174
R	46.451062	91.8821203



 M₁



Pegas	Philip Morris	Telefonica O	Unipetrol	Vienna	Rf
0.039784	0.014952	0.016192	0.040065	0.043758	0.000000
0.068533	0.036106	0.040654	0.105989	0.122254	0.000000
0.029983	0.001790	0.022690	0.072251	0.065972	0.000000
0.049145	0.017044	0.022523	0.073695	0.065321	0.000000
0.049378	0.039737	0.061219	0.125734	0.158354	0.000000
0.047388	0.032444	0.077623	0.105260	0.093302	0.000000
0.071578	0.009217	0.055892	0.154160	0.140611	0.000000
0.127892	0.084073	0.056643	0.201129	0.184378	0.000000
0.154596	0.035026	0.037881	0.079292	0.064944	0.000000
0.035026	0.085828	0.023732	0.030803	0.039953	0.000000
0.037881	0.023732	0.112458	0.078433	0.030140	0.000000
0.079292	0.030803	0.078433	0.286300	0.077883	0.000000
0.064944	0.039953	0.030140	0.077883	0.302386	0.000000
0.000000	0.000000	0.000000	0.000000	0.000000	0.000000



	Akcie	Oček. roční výnos v %	Oček. roční výnos	Riziko v %
x1	AAA Auto	-7.368478	-7.368478	53.82743
x2	CEM	-48.318198	-48.318198	96.11273
x3	ČEZ	-17.144950	-17.144950	45.04378
x4	ECM	4.717413	4.717413	65.68583
x5	Erste Bank	-5.134197	-5.134197	67.79482
x6	Komerční b.	6.417382	6.417382	56.32396
x7	NWR	-80.355931	-80.355931	74.58797
x8	Orco property	-38.496688	-38.496688	97.58981
x9	Pegas	20.642430	20.642430	39.31871
x10	Philip Morris	46.779875	46.779875	29.29642
x11	Telefonica O2	-1.815084	-1.815084	33.53471
x12	Unipetrol	-24.383232	-24.383232	53.50699
x13	Vienna	2.236646	2.236646	54.98959
	Rf	0.770000	1.020000	

Pro vypůjčování	Tržní portfolia	x1	0.000000
	1.02 sklon --> max	x2	0.000000
M2	suma $x_j = 1$	x3	0.000000
	$x_j \geq 0, j=1, \dots, 3$	x4	0.000000
		x5	0.000000
		x6	0.000000
		x7	0.000000
		x8	0.000000
		x9	0.012580
		x10	0.987420
		x11	0.000000
		x12	0.000000
		x13	0.000000
		Suma x_j	1
		SM2	0.29082087
		RM2	46.451062
		S2M	0.084576779
		Kx	0.015264053
		Kx	0.036514111
		Kx	0.002144924
		Kx	0.017448105
		Kx	0.039857851
		Kx	0.032631913
		Kx	0.010001144
		Kx	0.084624504
		Kx	0.036530109
		Kx	0.085188913
		Kx	0.023910152
		Kx	0.031413483
		Kx	0.040267218
		sklon	156.2166496

Pro zapůjčování	Tržní portfolia	x1	0.000000
	1.02 sklon --> max	x2	0.000000
M1	suma $x_j = 1$	x3	0.000000
	$x_j \geq 0, j=1, \dots, 3$	x4	0.000000
		x5	0.000000

x6	0.000000
x7	0.000000
x8	0.000000
x9	0.012580
x10	0.987420
x11	0.000000
x12	0.000000
x13	0.000000

Suma xj 1

SM1	0.29082087
RM1	46.451062
S2m	0.084576779
Kx	0.015264053
Kx	0.036514111
Kx	0.002144924
Kx	0.017448105
Kx	0.039857851
Kx	0.032631913
Kx	0.010001144
Kx	0.084624504
Kx	0.036530109
Kx	0.085188913
Kx	0.023910152
Kx	0.031413483
Kx	0.040267218

sklon 156.2166496

rozptyl	rozptyl * 364 %
0.000796	2.82132
0.002538	5.03768
0.000557	2.36094
0.001185	3.44287
0.001263	3.55341
0.000872	2.95218
0.001528	3.90947
0.002616	5.11510
0.000425	2.06086
0.000236	1.53555
0.000309	1.75770
0.000787	2.80453
0.000831	2.88224
0.00000	

Var. matice: AAA Auto	
AAA Auto	0.289739221
CEM	0.108433807
ČEZ	0.038739
ECM	0.071603
Erste Bank	0.080064
Komerční b.	0.035270
NWR	0.072178
Orco property	0.128661
Pegas	0.039784
Philip Morris	0.014952
Telefonica O2	0.016192
Unipetrol	0.040065
Vienna	0.043758
Rf	0.000000

BOD B

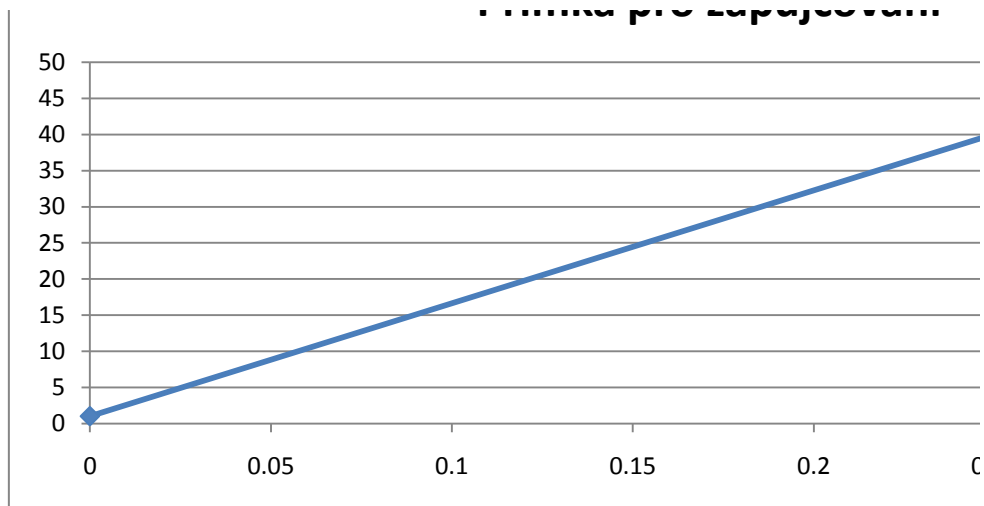
Rb --> max
 $xf + \sum x_j = 1$

$x_j \geq 0, j=1, \dots, 3$
 $S_b = S_b \text{ gener.}$

x1	0.00000
x2	0.00000
x3	0.00000
x4	0.00000
x5	0.00000
x6	0.00000
x7	0.00000
x8	0.00000
x9	0.02312
x10	1.97571
x11	0.00000
x12	0.00000
x13	0.00000
xf	-0.99884
xf+suma xj	1.00000
SB	0.581642217
RB	91.88212034
S2p	0.338307669
Kx	0.030460178
Kx	0.07292024
Kx	0.004230383
Kx	0.034811056
Kx	0.079649876
Kx	0.065195686
Kx	0.019864642
Kx	0.169062068
Kx	0.072776118
Kx	0.170381439
Kx	0.047763911
Kx	0.062692459
Kx	0.080437116
Kx	0

Přímka pro zapůjčování

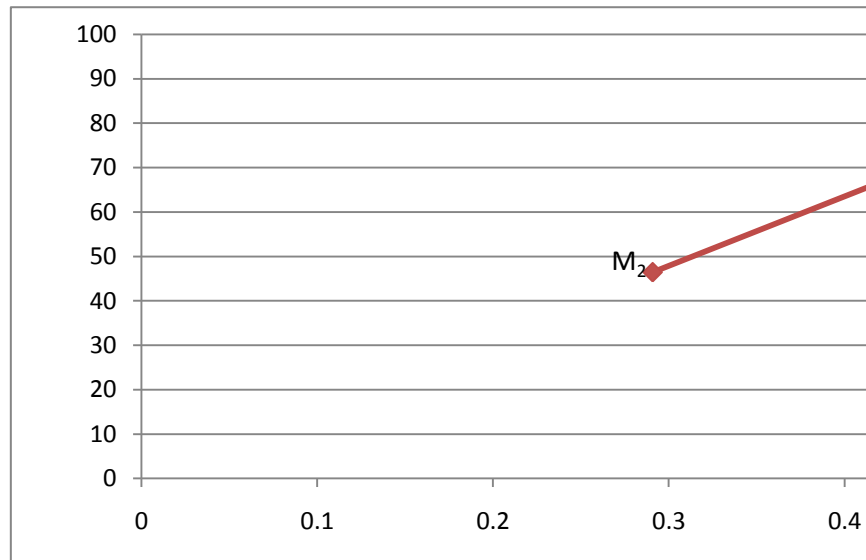
Таблица при запуске



	S2	M1	
S		0	0.29082087
R		1.02	46.451062

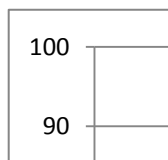
CEM	ČEZ	ECM	Erste Bank	Komerční b.	NWR	Orco property
0.108433807	0.038739	0.071603	0.080064	0.035270	0.072178	0.128661
0.923765728	0.133096	0.123492	0.202968	0.145084	0.174880	0.282720
0.133096	0.202894	0.079549	0.088736	0.087704	0.119289	0.106794
0.123492	0.079549	0.431463	0.101899	0.034026	0.118814	0.233676
0.202968	0.088736	0.101899	0.459614	0.169794	0.210265	0.198156
0.145084	0.087704	0.034026	0.169794	0.317239	0.140236	0.147445
0.174880	0.119289	0.118814	0.210265	0.140236	0.556336	0.224463
0.282720	0.106794	0.233676	0.198156	0.147445	0.224463	0.952377
0.068533	0.029983	0.049145	0.049378	0.047388	0.071578	0.127892
0.036106	0.001790	0.017044	0.039737	0.032444	0.009217	0.084073
0.040654	0.022690	0.022523	0.061219	0.077623	0.055892	0.056643
0.105989	0.072251	0.073695	0.125734	0.105260	0.154160	0.201129
0.122254	0.065972	0.065321	0.158354	0.093302	0.140611	0.184378
0.000000	0.000000	0.000000	0.000000	0.000000	0.000000	0.000000

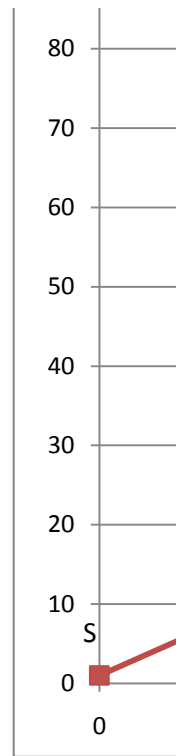
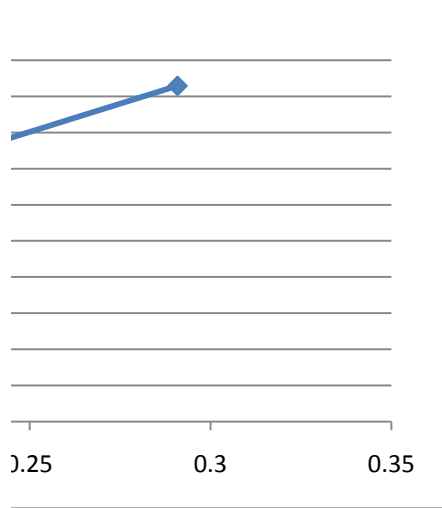
Množina	M2	B
S	0.29082087	0.58164174
R	46.451062	91.8821203



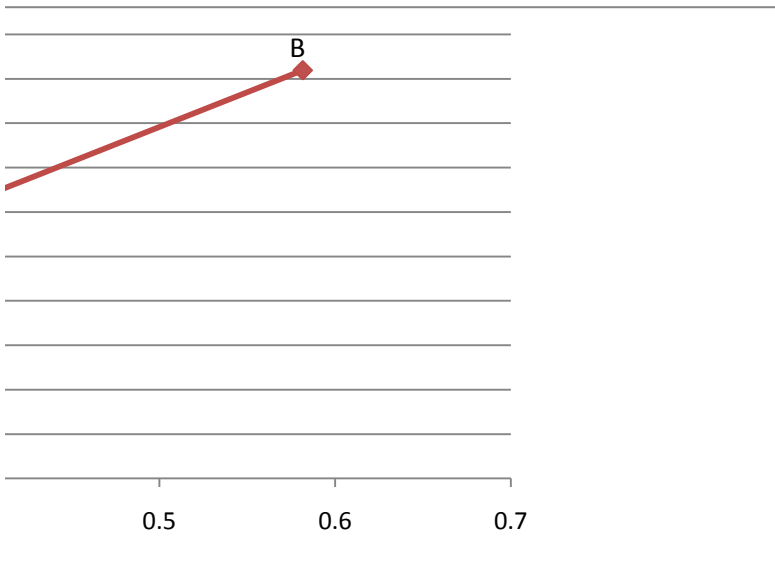
Výsledek:

S
R

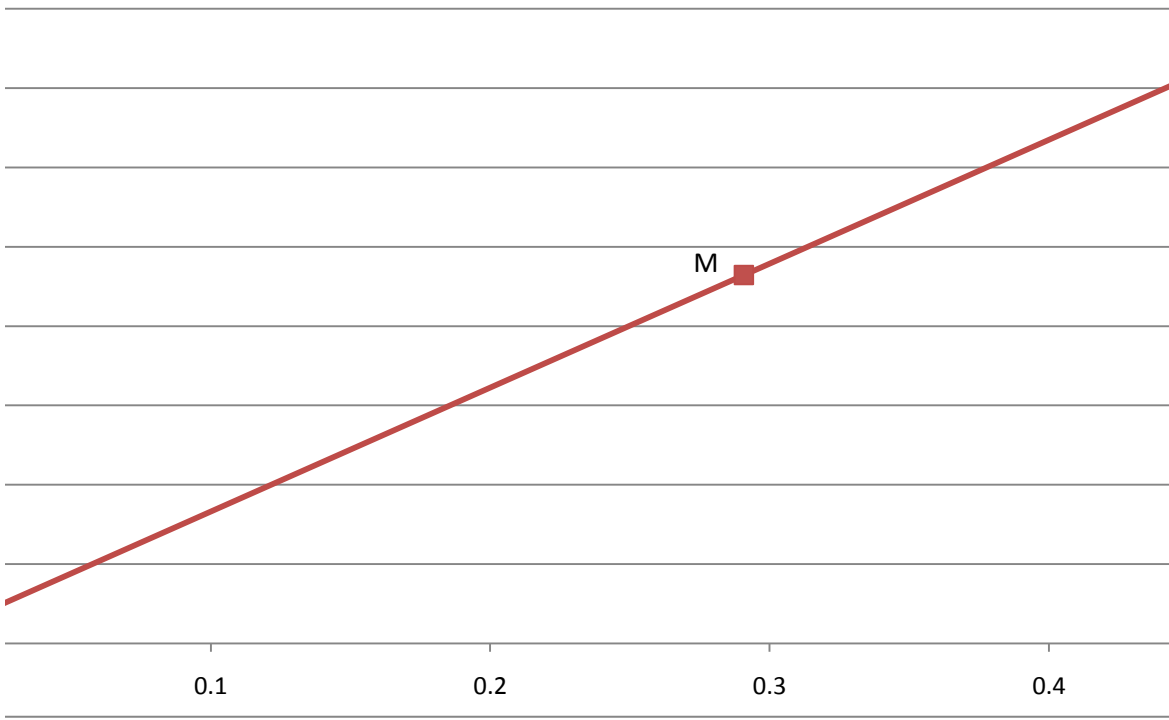


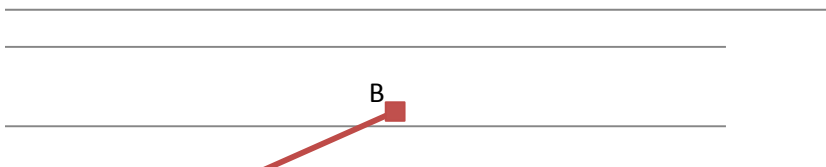


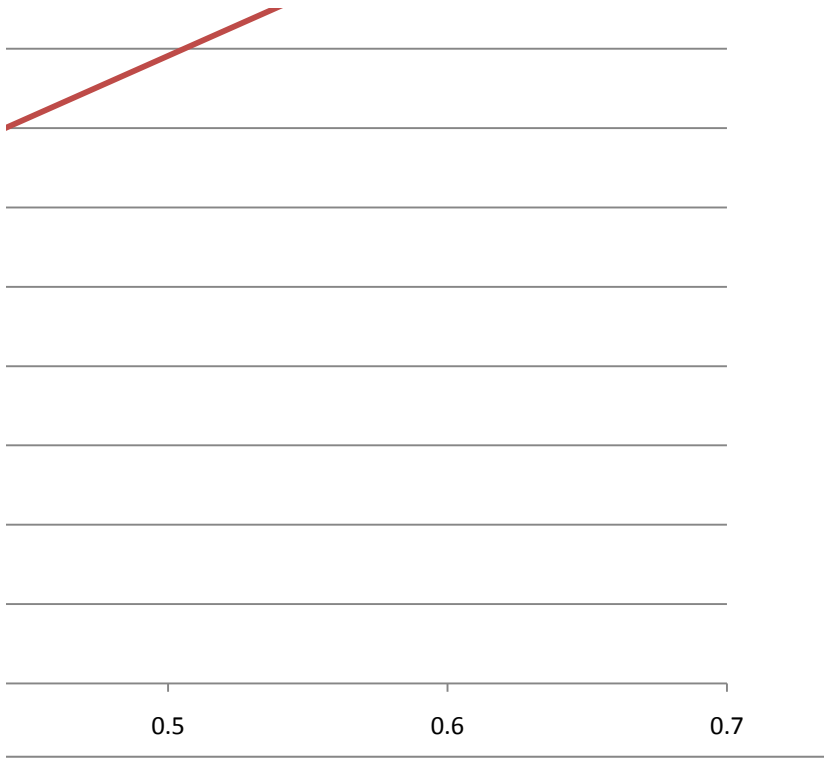
Pegas	Philip Morris	Telefonica O	Unipetrol	Vienna	Rf
0.039784	0.014952	0.016192	0.040065	0.043758	0.000000
0.068533	0.036106	0.040654	0.105989	0.122254	0.000000
0.029983	0.001790	0.022690	0.072251	0.065972	0.000000
0.049145	0.017044	0.022523	0.073695	0.065321	0.000000
0.049378	0.039737	0.061219	0.125734	0.158354	0.000000
0.047388	0.032444	0.077623	0.105260	0.093302	0.000000
0.071578	0.009217	0.055892	0.154160	0.140611	0.000000
0.127892	0.084073	0.056643	0.201129	0.184378	0.000000
0.154596	0.035026	0.037881	0.079292	0.064944	0.000000
0.035026	0.085828	0.023732	0.030803	0.039953	0.000000
0.037881	0.023732	0.112458	0.078433	0.030140	0.000000
0.079292	0.030803	0.078433	0.286300	0.077883	0.000000
0.064944	0.039953	0.030140	0.077883	0.302386	0.000000
0.000000	0.000000	0.000000	0.000000	0.000000	0.000000



F	M1	=	M2	B
0	0.290821		0.290821	0.581642217
1.02	46.451062		46.451062	91.88212034







	Akcie	Oček. roční výnos v %	Oček. roční výnos	Riziko v %
x1	AAA Auto	-7.368478	-7.368478	53.82743
x2	CEM	-48.318198	-48.318198	96.11273
x3	ČEZ	-17.144950	-17.144950	45.04378
x4	ECM	4.717413	4.717413	65.68583
x5	Erste Bank	-5.134197	-5.134197	67.79482
x6	Komerční b.	6.417382	6.417382	56.32396
x7	NWR	-80.355931	-80.355931	74.58797
x8	Orco property	-38.496688	-38.496688	97.58981
x9	Pegas	20.642430	20.642430	39.31871
x10	Philip Morris	46.779875	46.779875	29.29642
x11	Telefonica O2	-1.815084	-1.815084	33.53471
x12	Unipetrol	-24.383232	-24.383232	53.50699
x13	Vienna	2.236646	2.236646	54.98959
	Rf	0.770000	1.020000	

Pro vypůjčování	Tržní portfolia	x1	0.000000
	1.02 sklon --> max	x2	0.000000
M2	suma xj = 1	x3	0.000000
	xj >= 0, j=1,...,3	x4	0.000000
		x5	0.000000
		x6	0.000000
		x7	0.000000
		x8	0.000000
		x9	0.012580
		x10	0.987420
		x11	0.000000
		x12	0.000000
		x13	0.000000

riziko trž. port.	Suma xj	1
oč. výnos trž. portf.	SM2	0.29082087
	RM2	46.451062
	S2m	0.084576779
	Kx	0.015264053
	Kx	0.036514111
	Kx	0.002144924
	Kx	0.017448105
	Kx	0.039857851
	Kx	0.032631913
	Kx	0.010001144
	Kx	0.084624504
	Kx	0.036530109
	Kx	0.085188913
	Kx	0.023910152
	Kx	0.031413483
	Kx	0.040267218
	sklon	156.2166496

rozptyl výnosnosti portfolia: $x * K * x$

Pro zapůjčování	Tržní portfolia	x1	0.000000
0.077	sklon --> max	x2	0.000000

M1

suma $x_j = 1$
 $x_j \geq 0, j=1, \dots, 3$

x3	0.000000
x4	0.000000
x5	0.000000
x6	0.000000
x7	0.000000
x8	0.000000
x9	0.014449
x10	0.985551
x11	0.000000
x12	0.000000
x13	0.000000

riziko trž. port.
oč. výnos trž. portf.

Suma x_j 1

rozptyl

SM1	0.290509116
RM1	46.40222718
S2M1	0.084395547
Kx	0.01531045
Kx	0.036574697
Kx	0.0021976
Kx	0.017508081
Kx	0.039875865
Kx	0.032659835
Kx	0.010117659
Kx	0.084706374
Kx	0.036753512
Kx	0.085093995
Kx	0.023936588
Kx	0.031504078
Kx	0.040313912

sklon 157.0767478

BOD A

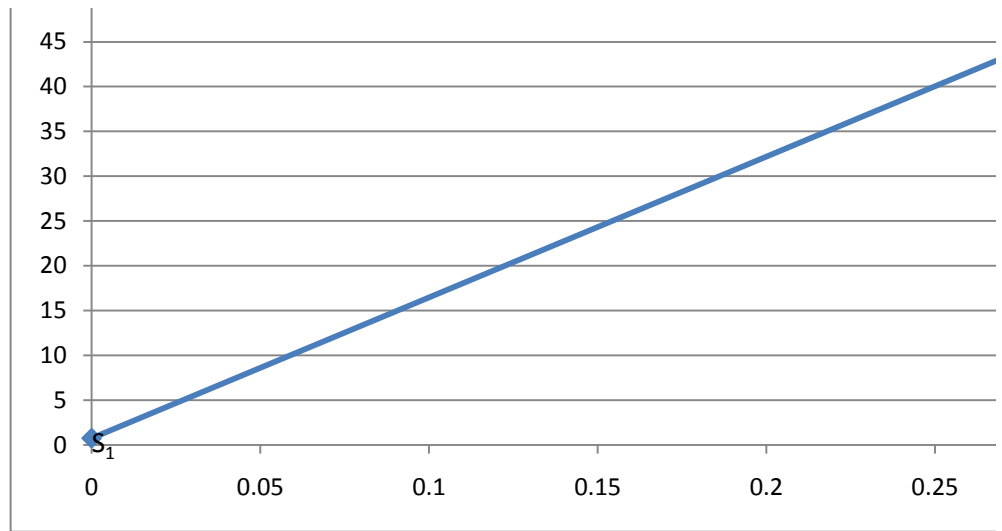
SA --> min
RA = RA gener
suma $x_j = 1$
 $x_j \geq 0, j=1, \dots, 3$

x1	0.000000
x2	0.000000
x3	0.000000
x4	0.000000
x5	0.000000
x6	-0.000001
x7	0.000000
x8	0.000000
x9	0.013516
x10	0.986485
x11	0.000000
x12	0.000000
x13	0.000000

Suma x_j 1

SA	0.290664709
RA	46.42664559
S2A	0.084485973
Kx	0.015287269
Kx	0.036544344
Kx	0.002171219
Kx	0.017478124
Kx	0.039866742
Kx	0.032645611

Kx	0.010059365
Kx	0.084665442
Kx	0.036641978
Kx	0.085141431
Kx	0.023923337
Kx	0.031458779
Kx	0.040290549

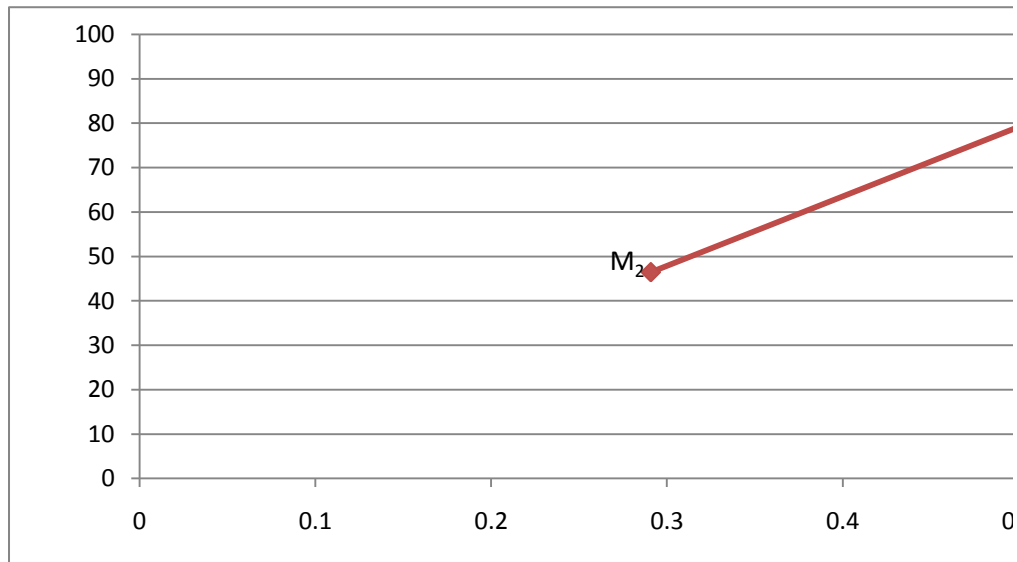


S	0	0.290509116
R	0.77	46.40222718

46.42664459



ČEZ	ECM	Erste Bank	Komerční b.	NWR	Orco property	Pegas
0.038739	0.071603	0.080064	0.035270	0.072178	0.128661	0.039784
0.133096	0.123492	0.202968	0.145084	0.174880	0.282720	0.068533
0.202894	0.079549	0.088736	0.087704	0.119289	0.106794	0.029983
0.079549	0.431463	0.101899	0.034026	0.118814	0.233676	0.049145
0.088736	0.101899	0.459614	0.169794	0.210265	0.198156	0.049378
0.087704	0.034026	0.169794	0.317239	0.140236	0.147445	0.047388
0.119289	0.118814	0.210265	0.140236	0.556336	0.224463	0.071578
0.106794	0.233676	0.198156	0.147445	0.224463	0.952377	0.127892
0.029983	0.049145	0.049378	0.047388	0.071578	0.127892	0.154596
0.001790	0.017044	0.039737	0.032444	0.009217	0.084073	0.035026
0.022690	0.022523	0.061219	0.077623	0.055892	0.056643	0.037881
0.072251	0.073695	0.125734	0.105260	0.154160	0.201129	0.079292
0.065972	0.065321	0.158354	0.093302	0.140611	0.184378	0.064944
0.000000	0.000000	0.000000	0.000000	0.000000	0.000000	0.000000

Množina	M2	B
S	0.29082087	0.58164174
R	46.451062	91.8821203

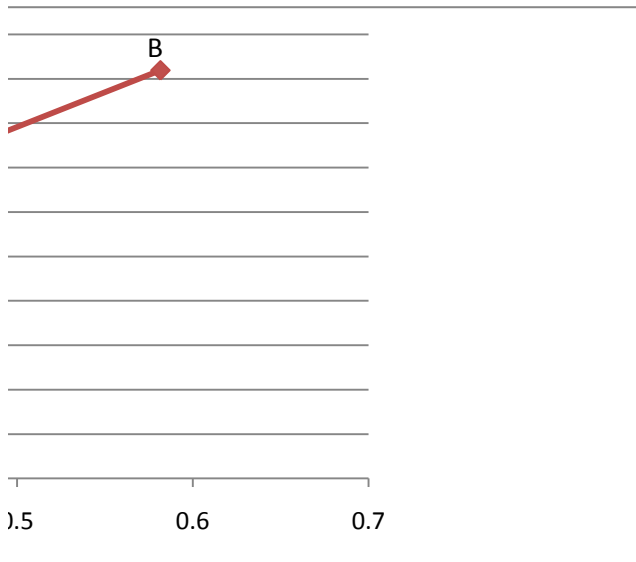


Výsledek:

S
R



Philip Morris	Telefonica O.	Unipetrol	Vienna	Rf
0.014952	0.016192	0.040065	0.043758	0.000000
0.036106	0.040654	0.105989	0.122254	0.000000
0.001790	0.022690	0.072251	0.065972	0.000000
0.017044	0.022523	0.073695	0.065321	0.000000
0.039737	0.061219	0.125734	0.158354	0.000000
0.032444	0.077623	0.105260	0.093302	0.000000
0.009217	0.055892	0.154160	0.140611	0.000000
0.084073	0.056643	0.201129	0.184378	0.000000
0.035026	0.037881	0.079292	0.064944	0.000000
0.085828	0.023732	0.030803	0.039953	0.000000
0.023732	0.112458	0.078433	0.030140	0.000000
0.030803	0.078433	0.286300	0.077883	0.000000
0.039953	0.030140	0.077883	0.302386	0.000000
0.000000	0.000000	0.000000	0.000000	0.000000



S1	M1	A	M2	B
0	0.290509	0.290665	0.290821	0.5816422
0.77	46.402227	46.426645	46.451062	91.88212

