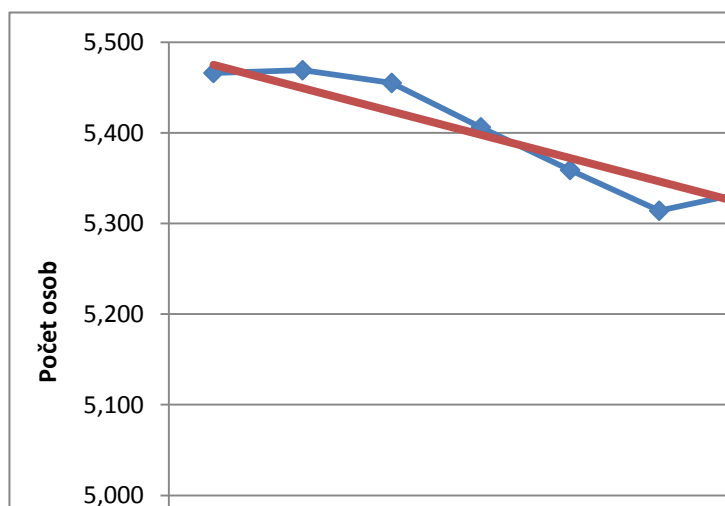
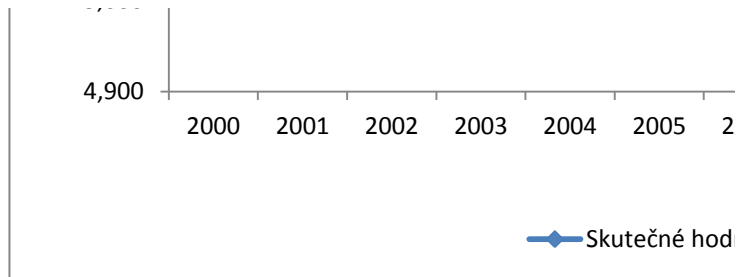


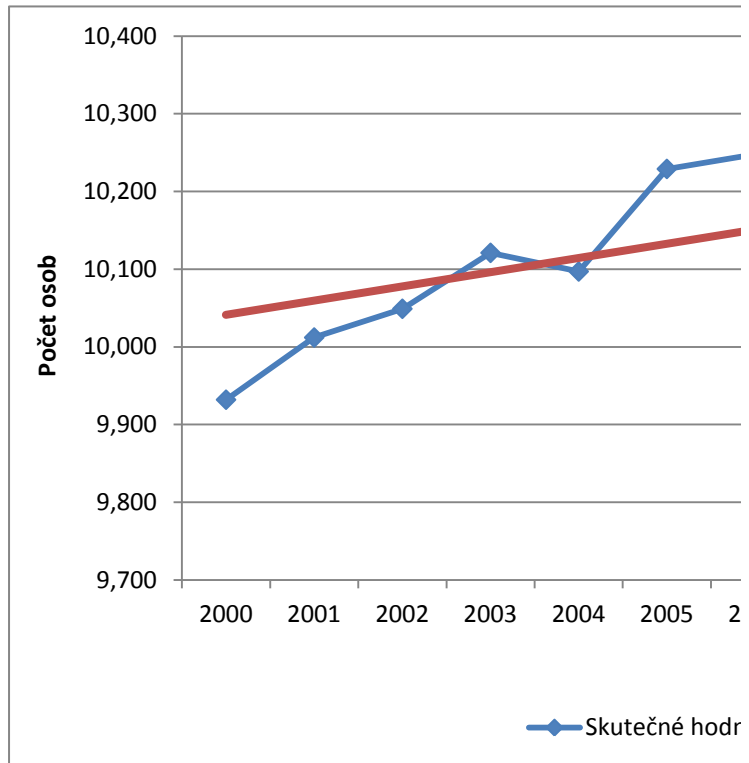
POÚ	2000	2001	2002	2003	2004	2005
Adamov	5,054	4,941	4,856	4,871	4,875	4,859
Blansko	48,945	48,862	48,825	48,960	49,090	49,495
Boskovice	34,032	33,916	33,823	33,792	33,659	33,716
Brno	381,862	373,272	370,505	369,559	367,729	366,757
Břeclav	60,188	59,380	58,992	58,776	58,733	58,664
Bučovice	15,797	15,696	15,741	15,795	15,764	15,713
Bzenec	12,106	12,037	12,065	12,112	12,146	12,122
Hodonín	63,509	62,885	62,315	62,032	61,968	61,862
Hrušovany nad Jevišovkou	11,067	11,002	11,034	11,102	11,141	11,147
Hustopeče	27,569	27,510	27,431	27,479	27,562	27,567
Ivančice	23,076	23,058	23,080	23,188	23,485	23,434
Ivanovice na Hané	5,562	5,579	5,602	5,598	5,573	5,596
Klobouky u Brna	6,974	6,942	6,931	6,960	6,989	7,026
Kuřim	17,970	18,208	18,425	18,799	19,272	19,494
Kyjov	35,986	35,810	35,833	35,725	35,646	35,577
Letovice	9,932	10,012	10,049	10,121	10,097	10,229
Mikulov	19,970	19,907	19,854	19,732	19,696	19,663
Miroslav	6,990	6,980	7,021	7,066	7,046	7,021
Moravský Krumlov	15,431	15,329	15,296	15,289	15,288	15,276
Pohořelice	12,531	12,417	12,414	12,524	12,565	12,588
Rosice	22,818	22,799	22,836	22,968	23,089	23,220
Rousínov	7,543	7,489	7,538	7,636	7,626	7,589
Slavkov u Brna	19,794	19,865	19,974	20,022	20,230	20,414
Strážnice	7,728	7,644	7,598	7,591	7,551	7,522
Šlapanice	51,245	51,629	52,440	53,464	54,667	55,107
Tišnov	27,199	27,155	27,192	27,335	27,417	27,520
Velká nad Veličkou	8,760	8,752	8,623	8,537	8,434	8,379
Velké Opatovice	6,324	6,298	6,314	6,303	6,269	6,226
Veselí nad Moravou	24,476	24,120	24,076	24,027	23,961	23,868
Vranov nad Dyjí	5,466	5,469	5,455	5,406	5,359	5,314
Vyškov	37,691	37,457	37,419	37,436	37,530	37,446
Znojmo	73,357	73,467	73,475	73,448	73,569	73,701
Ždánice	8,503	8,403	8,450	8,421	8,407	8,381
Židlochovice	27,145	27,244	27,334	27,506	27,805	27,860
	1,142,600					

Vranov nad Dyjí

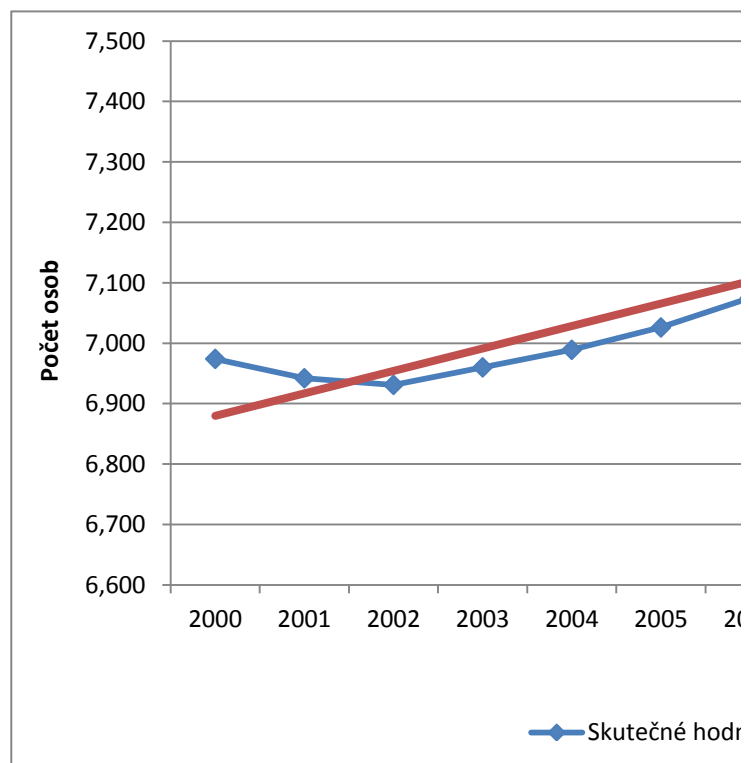




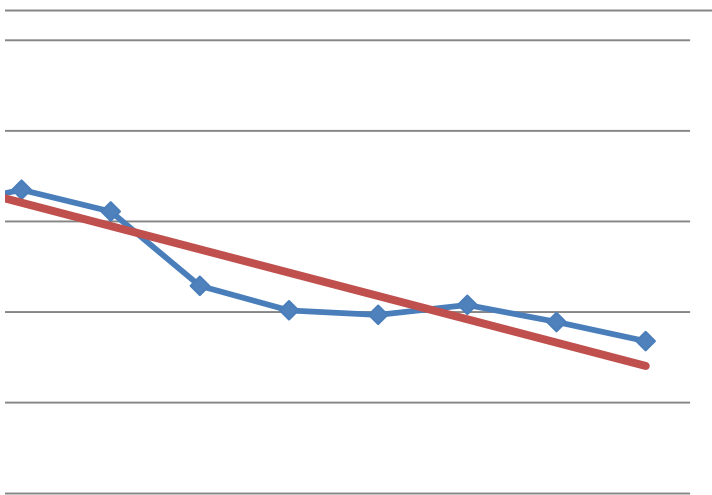
Letovice

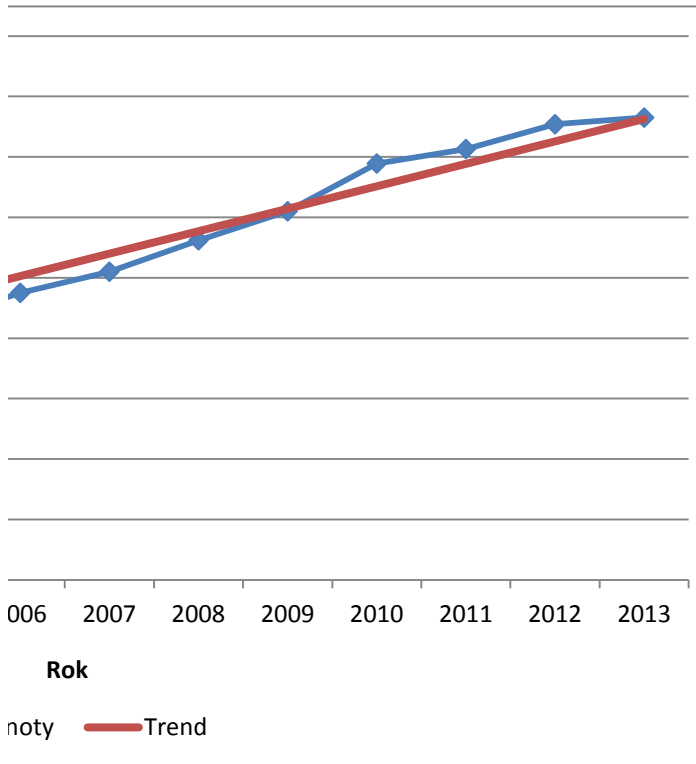
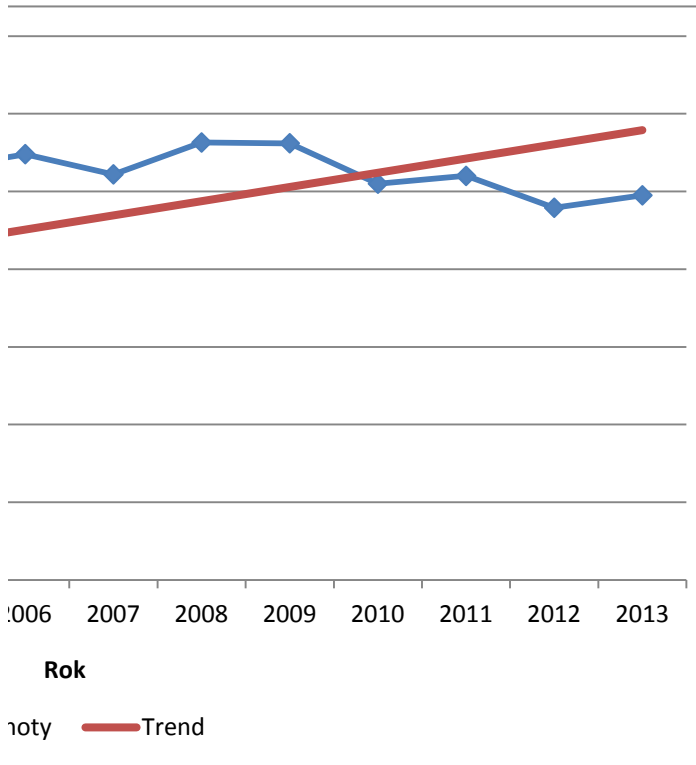



Klobouky u Brna



2006	2007	2008	2009	2010	2011	2012	2013	2014
4,864	4,815	4,720	4,691	4,684	4,583	4,591	4,576	4,533
49,939	50,389	50,788	50,973	51,164	50,983	51,385	51,694	51,954
33,883	34,083	34,300	34,460	34,661	35,031	35,206	35,327	35,167
366,680	368,533	370,592	371,399	371,371	378,965	378,327	377,508	374,332
58,651	58,716	58,832	58,829	58,781	59,797	59,742	59,682	59,220
15,740	15,727	15,744	15,834	15,891	15,942	15,932	15,970	15,934
12,169	12,150	12,157	12,196	12,248	12,168	12,144	12,124	12,199
61,711	61,606	61,592	61,542	61,314	61,437	61,402	61,307	60,888
11,199	11,281	11,443	11,510	11,566	11,578	11,569	11,504	11,673
27,621	27,739	27,838	27,948	28,122	28,092	28,149	28,171	28,236
23,242	23,693	23,761	23,823	23,718	24,037	24,042	23,993	24,175
5,585	5,652	5,671	5,724	5,743	5,697	5,724	5,733	5,757
7,075	7,110	7,162	7,210	7,289	7,313	7,354	7,365	7,400
19,836	20,439	20,813	21,277	21,647	21,845	21,956	22,198	22,818
35,495	35,480	35,468	35,393	35,348	35,299	35,166	35,127	35,075
10,248	10,222	10,263	10,262	10,210	10,220	10,179	10,195	10,297
19,607	19,606	19,647	19,619	19,650	19,651	19,695	19,760	19,588
7,011	7,057	7,025	7,029	6,987	6,955	6,993	6,995	6,997
15,256	15,267	15,257	15,295	15,283	15,244	15,242	15,217	15,213
12,523	12,626	12,757	12,914	13,049	13,295	13,439	13,589	13,444
23,381	23,954	24,163	24,208	24,395	24,671	24,904	25,092	25,204
7,608	7,758	7,941	8,048	8,136	8,158	8,322	8,431	8,390
20,694	20,887	21,107	21,330	21,548	21,819	22,055	22,267	22,362
7,478	7,478	7,497	7,478	7,461	7,487	7,483	7,426	7,398
56,157	57,965	59,169	60,278	61,383	62,661	63,498	64,446	65,540
27,656	28,141	28,549	28,801	29,066	29,491	29,778	29,996	30,024
8,299	8,361	8,277	8,217	8,170	8,143	8,090	8,037	7,952
6,182	6,154	6,177	6,153	6,165	6,030	5,993	5,954	5,976
23,763	23,715	23,646	23,592	23,502	23,487	23,358	23,182	23,164
5,335	5,311	5,229	5,202	5,197	5,208	5,189	5,168	5,115
37,471	37,492	37,591	37,749	37,776	37,724	37,729	37,638	37,730
73,784	73,912	74,353	74,637	74,687	74,303	74,439	74,450	74,769
8,376	8,386	8,447	8,476	8,481	8,496	8,522	8,539	8,501
28,039	28,826	29,167	29,608	29,958	30,501	31,050	31,415	31,402
								1,170,076





2015	2016	2017	2018	2019	2020
4,500	4,467	4,433	4,400	4,366	4,333
52,200	52,447	52,693	52,939	53,186	53,432
35,285	35,404	35,522	35,641	35,760	35,878
374,594	374,857	375,120	375,383	375,645	375,908
59,233	59,246	59,258	59,271	59,283	59,296
15,951	15,968	15,985	16,002	16,019	16,036
12,207	12,215	12,223	12,231	12,238	12,246
60,754	60,620	60,486	60,352	60,218	60,084
11,723	11,774	11,824	11,874	11,924	11,975
28,297	28,359	28,421	28,483	28,545	28,607
24,258	24,342	24,426	24,510	24,594	24,678
5,771	5,786	5,801	5,816	5,831	5,845
7,437	7,474	7,512	7,549	7,586	7,623
23,173	23,527	23,882	24,237	24,592	24,947
35,015	34,955	34,895	34,835	34,775	34,715
10,315	10,334	10,352	10,370	10,388	10,407
19,571	19,553	19,536	19,519	19,501	19,484
6,995	6,992	6,990	6,988	6,986	6,984
15,204	15,195	15,185	15,176	15,167	15,157
13,530	13,616	13,701	13,787	13,872	13,958
25,398	25,592	25,786	25,980	26,173	26,367
8,463	8,536	8,608	8,681	8,754	8,827
22,563	22,764	22,964	23,165	23,366	23,566
7,380	7,362	7,344	7,327	7,309	7,291
66,621	67,701	68,782	69,862	70,943	72,024
30,263	30,501	30,740	30,978	31,217	31,455
7,898	7,843	7,788	7,733	7,679	7,624
5,949	5,922	5,894	5,867	5,840	5,812
23,083	23,002	22,922	22,841	22,760	22,679
5,089	5,063	5,038	5,012	4,986	4,960
37,750	37,770	37,789	37,809	37,829	37,848
74,875	74,982	75,088	75,195	75,301	75,408
8,508	8,515	8,522	8,529	8,536	8,543
31,747	32,092	32,436	32,781	33,125	33,470

POÚ	2000	2001	2002	2003	2004	2005	2006
Adamov	2,517	2,455	2,380	2,362	2,387	2,370	2,366
Blansko	23,935	23,889	23,864	23,875	23,911	24,044	24,300
Boskovice	16,599	16,569	16,543	16,547	16,466	16,474	16,541
Brno	181,568	177,721	175,681	175,117	174,602	174,257	174,217
Břeclav	29,431	29,202	28,786	28,686	28,562	28,521	28,472
Bučovice	7,829	7,810	7,780	7,835	7,833	7,792	7,790
Bzenec	5,908	5,832	5,850	5,862	5,842	5,862	5,876
Hodonín	31,207	30,973	30,694	30,382	30,294	30,301	30,243
Hrušovany nad Jevišovkou	5,599	5,556	5,559	5,576	5,589	5,609	5,597
Hustopeče	13,535	13,556	13,513	13,505	13,548	13,554	13,560
Ivančice	11,346	11,328	11,393	11,439	11,504	11,600	11,515
Ivanovice na Hané	2,720	2,741	2,737	2,751	2,749	2,743	2,766
Klobouky u Brna	3,441	3,430	3,433	3,419	3,435	3,438	3,468
Kuřim	8,803	8,959	9,057	9,144	9,342	9,523	9,642
Kyjov	17,785	17,731	17,719	17,707	17,660	17,639	17,585
Letovice	4,824	4,882	4,886	4,914	4,922	4,978	5,013
Mikulov	9,738	9,684	9,673	9,638	9,590	9,580	9,534
Miroslav	3,439	3,430	3,414	3,449	3,478	3,465	3,467
Moravský Krumlov	7,676	7,648	7,629	7,607	7,614	7,592	7,562
Pohořelice	6,208	6,163	6,195	6,211	6,232	6,263	6,263
Rosice	11,132	11,105	11,108	11,096	11,152	11,227	11,298
Rousínov	3,684	3,664	3,685	3,743	3,790	3,786	3,768
Slavkov u Brna	9,672	9,714	9,805	9,824	9,886	10,002	10,092
Strážnice	3,699	3,682	3,654	3,649	3,664	3,653	3,635
Šlapanice	24,931	25,222	25,536	25,952	26,542	27,119	27,389
Tišnov	13,339	13,316	13,328	13,366	13,477	13,514	13,592
Velká nad Veličkou	4,375	4,361	4,304	4,218	4,168	4,162	4,124
Velké Opatovice	3,199	3,172	3,181	3,209	3,197	3,171	3,153
Veselí nad Moravou	12,036	11,856	11,799	11,822	11,739	11,671	11,627
Vranov nad Dyjí	2,724	2,736	2,720	2,725	2,702	2,666	2,691
Vyškov	18,408	18,305	18,286	18,240	18,296	18,272	18,279
Znojmo	35,670	35,731	35,743	35,755	35,778	35,879	35,927
Ždánice	4,148	4,132	4,120	4,121	4,101	4,109	4,107
Židlochovice	13,390	13,372	13,424	13,491	13,595	13,682	13,750

2007	2008	2009	2010	2011	2012	2013
2,382	2,321	2,315	2,318	2,268	2,261	2,280
24,548	24,829	24,957	24,991	24,972	25,140	25,292
16,626	16,768	16,884	16,980	17,176	17,208	17,305
174,914	176,985	178,424	178,218	182,674	182,410	181,841
28,526	28,503	28,599	28,563	29,146	29,198	29,105
7,816	7,857	7,893	7,901	8,006	8,020	8,006
5,880	5,883	5,905	5,940	5,966	5,958	5,930
30,214	30,181	30,197	30,074	30,246	30,212	30,149
5,622	5,668	5,708	5,768	5,782	5,798	5,804
13,596	13,621	13,699	13,775	13,856	13,889	13,909
11,606	11,650	11,671	11,630	11,904	11,901	11,894
2,749	2,781	2,820	2,825	2,810	2,834	2,829
3,510	3,532	3,574	3,607	3,642	3,642	3,649
9,870	10,122	10,344	10,512	10,657	10,739	10,831
17,624	17,592	17,577	17,541	17,482	17,439	17,428
4,986	5,034	5,035	5,031	5,011	5,052	5,032
9,522	9,547	9,550	9,559	9,611	9,649	9,651
3,480	3,472	3,482	3,481	3,485	3,475	3,488
7,560	7,570	7,564	7,574	7,567	7,563	7,544
6,262	6,325	6,423	6,499	6,636	6,716	6,747
11,525	11,713	11,794	11,872	12,062	12,194	12,294
3,805	3,934	4,000	4,054	4,001	4,074	4,170
10,288	10,353	10,467	10,569	10,723	10,830	10,943
3,627	3,648	3,660	3,666	3,684	3,681	3,686
28,073	28,930	29,563	30,002	30,793	31,231	31,630
13,747	13,948	14,141	14,268	14,443	14,618	14,738
4,125	4,124	4,085	4,049	4,049	4,006	4,008
3,139	3,124	3,117	3,115	3,045	3,015	3,017
11,578	11,558	11,533	11,489	11,502	11,438	11,353
2,697	2,675	2,646	2,647	2,626	2,628	2,613
18,272	18,329	18,395	18,457	18,495	18,490	18,460
36,019	36,185	36,437	36,512	36,407	36,477	36,457
4,103	4,116	4,135	4,175	4,160	4,172	4,209
13,997	14,277	14,565	14,776	14,974	15,279	15,570

POÚ	2000	2001	2002	2003	2004	2005
Adamov	2,559	2,509	2,498	2,509	2,508	2,515
Blansko	24,967	24,960	24,952	24,997	25,116	25,227
Boskovice	17,407	17,377	17,318	17,278	17,292	17,216
Brno	201,466	197,544	195,767	194,598	193,694	192,647
Břeclav	30,814	30,555	30,318	30,238	30,189	30,198
Bučovice	7,967	7,923	7,902	7,949	7,967	7,966
Bzenec	6,205	6,213	6,228	6,236	6,244	6,259
Hodonín	32,375	32,176	31,992	31,805	31,759	31,654
Hrušovany nad Jevišovkou	5,459	5,424	5,466	5,494	5,512	5,553
Hustopeče	14,001	13,962	13,951	13,938	13,990	14,010
Ivančice	11,741	11,714	11,683	11,696	11,881	11,859
Ivanovice na Hané	2,842	2,830	2,846	2,847	2,844	2,843
Klobouky u Brna	3,528	3,513	3,504	3,506	3,543	3,550
Kuřim	9,154	9,154	9,275	9,441	9,674	9,877
Kyjov	18,272	18,143	18,119	18,054	18,029	18,010
Letovice	5,106	5,129	5,113	5,129	5,148	5,207
Mikulov	10,239	10,219	10,208	10,153	10,109	10,134
Miroslav	3,541	3,581	3,572	3,587	3,589	3,579
Moravský Krumlov	7,785	7,704	7,693	7,661	7,693	7,696
Pohořelice	6,290	6,251	6,237	6,232	6,297	6,310
Rosice	11,703	11,691	11,756	11,788	11,851	11,938
Rousínov	3,860	3,815	3,821	3,847	3,856	3,843
Slavkov u Brna	10,089	10,069	10,152	10,195	10,250	10,327
Strážnice	4,054	4,001	3,955	3,923	3,918	3,885
Šlapanice	25,985	26,201	26,569	26,964	27,402	27,876
Tišnov	13,897	13,817	13,865	13,884	13,911	13,971
Velká nad Veličkou	4,408	4,415	4,375	4,341	4,289	4,243
Velké Opatovice	3,140	3,136	3,119	3,106	3,088	3,065
Veselí nad Moravou	12,486	12,314	12,299	12,280	12,244	12,260
Vranov nad Dyjí	2,772	2,765	2,735	2,705	2,682	2,655
Vyškov	19,300	19,213	19,194	19,144	19,186	19,209
Znojmo	37,697	37,671	37,696	37,695	37,724	37,780
Ždánice	4,318	4,314	4,305	4,323	4,295	4,281
Židlochovice	13,810	13,790	13,832	13,914	14,022	14,119

2006	2007	2008	2009	2010	2011	2012	2013
2,493	2,487	2,423	2,401	2,377	2,318	2,320	2,318
25,436	25,598	25,779	25,978	26,091	25,911	26,061	26,233
17,234	17,311	17,469	17,505	17,590	17,829	17,884	18,005
192,167	191,898	192,674	192,943	192,733	196,294	195,781	195,373
30,132	30,159	30,214	30,278	30,261	30,582	30,579	30,499
7,940	7,931	7,902	7,893	7,932	7,967	7,923	7,941
6,273	6,274	6,256	6,247	6,285	6,244	6,222	6,190
31,558	31,430	31,405	31,372	31,284	31,336	31,240	31,174
5,558	5,589	5,672	5,743	5,785	5,752	5,760	5,740
14,040	14,082	14,128	14,175	14,249	14,218	14,247	14,247
11,803	11,886	12,081	12,117	12,111	12,114	12,109	12,132
2,841	2,842	2,854	2,878	2,918	2,881	2,900	2,911
3,563	3,577	3,604	3,640	3,647	3,638	3,683	3,675
10,071	10,213	10,494	10,736	10,954	11,076	11,195	11,278
17,925	17,829	17,878	17,867	17,850	17,807	17,757	17,714
5,229	5,204	5,232	5,206	5,215	5,140	5,167	5,150
10,081	10,069	10,080	10,106	10,083	9,984	10,008	10,049
3,543	3,550	3,551	3,533	3,512	3,462	3,493	3,497
7,712	7,708	7,703	7,717	7,699	7,680	7,679	7,654
6,297	6,312	6,351	6,431	6,501	6,620	6,661	6,745
11,996	12,179	12,324	12,352	12,430	12,485	12,628	12,700
3,796	3,837	3,939	4,006	4,045	4,075	4,152	4,266
10,419	10,539	10,640	10,769	10,879	10,967	11,087	11,252
3,868	3,846	3,833	3,825	3,806	3,790	3,805	3,762
28,235	28,858	29,570	30,220	30,787	31,446	31,949	32,369
14,011	14,166	14,388	14,538	14,708	14,817	15,054	15,198
4,198	4,210	4,205	4,160	4,151	4,126	4,094	4,069
3,050	3,043	3,029	3,049	3,042	3,008	2,970	2,956
12,204	12,169	12,126	12,098	12,045	12,060	11,986	11,914
2,637	2,639	2,593	2,561	2,563	2,578	2,575	2,566
19,196	19,210	19,200	19,245	19,308	19,188	19,214	19,175
37,783	37,799	37,922	38,092	38,137	37,780	37,847	37,884
4,269	4,277	4,311	4,314	4,318	4,312	4,309	4,319
14,218	14,409	14,627	14,852	15,028	15,285	15,564	15,758

POÚ	2000	2001	2002	2003	2004	2005
Adamov	794	772	744	743	732	723
Blansko	7,890	7,620	7,435	7,285	7,133	7,013
Boskovice	5,868	5,777	5,661	5,543	5,455	5,314
Brno	55,346	52,617	51,308	49,988	49,027	48,237
Břeclav	9,825	9,500	9,218	8,923	8,718	8,542
Bučovice	2,736	2,658	2,610	2,581	2,568	2,488
Bzenec	2,034	1,966	1,932	1,896	1,912	1,869
Hodonín	10,573	10,185	9,838	9,431	9,117	8,810
Hrušovany nad Jevišovkou	2,099	2,058	2,028	1,966	1,910	1,844
Hustopeče	4,765	4,657	4,494	4,389	4,314	4,199
Ivančice	3,997	3,912	3,841	3,748	3,645	3,571
Ivanovice na Hané	933	916	901	896	862	852
Klobouky u Brna	1,223	1,180	1,155	1,130	1,097	1,067
Kuřim	2,933	2,936	2,958	2,945	3,023	3,061
Kyjov	5,855	5,698	5,592	5,456	5,287	5,137
Letovice	1,711	1,681	1,640	1,625	1,587	1,592
Mikulov	3,376	3,318	3,201	3,069	2,980	2,905
Miroslav	1,269	1,203	1,193	1,195	1,167	1,130
Moravský Krumlov	2,775	2,681	2,590	2,508	2,407	2,347
Pohořelice	2,164	2,115	2,078	2,034	1,995	1,946
Rosice	3,661	3,684	3,630	3,596	3,562	3,555
Rousínov	1,256	1,218	1,219	1,196	1,184	1,149
Slavkov u Brna	3,241	3,187	3,157	3,081	3,039	3,029
Strážnice	1,268	1,250	1,224	1,193	1,163	1,144
Šlapanice	8,317	8,335	8,425	8,445	8,454	8,450
Tišnov	4,448	4,394	4,350	4,259	4,214	4,170
Velká nad Veličkou	1,490	1,473	1,427	1,388	1,338	1,294
Velké Opatovice	1,119	1,114	1,108	1,088	1,055	1,029
Veselí nad Moravou	4,148	3,995	3,887	3,753	3,666	3,558
Vranov nad Dyjí	955	928	915	889	844	808
Vyškov	6,280	6,099	5,902	5,709	5,631	5,540
Znojmo	12,404	12,281	11,973	11,685	11,501	11,230
Ždánice	1,477	1,414	1,409	1,368	1,340	1,312
Židlochovice	4,471	4,436	4,365	4,277	4,306	4,220

2006	2007	2008	2009	2010	2011	2012	2013
699	678	649	638	638	624	616	636
6,869	6,846	6,863	6,987	7,175	7,323	7,518	7,741
5,232	5,213	5,195	5,223	5,303	5,440	5,482	5,532
47,428	47,084	47,084	47,751	48,582	51,757	52,615	53,479
8,354	8,167	8,025	7,997	8,016	8,237	8,322	8,397
2,431	2,370	2,307	2,294	2,318	2,276	2,261	2,314
1,861	1,810	1,776	1,765	1,786	1,783	1,779	1,780
8,529	8,325	8,151	8,126	8,170	8,275	8,330	8,391
1,813	1,800	1,840	1,822	1,809	1,835	1,827	1,786
4,118	4,078	4,009	4,013	4,097	4,153	4,163	4,175
3,491	3,473	3,434	3,446	3,455	3,523	3,528	3,509
832	856	837	868	874	869	885	893
1,063	1,034	1,030	1,034	1,057	1,073	1,083	1,075
3,112	3,252	3,357	3,515	3,673	3,738	3,830	3,953
5,033	4,933	4,847	4,749	4,729	4,859	4,829	4,814
1,555	1,520	1,507	1,505	1,496	1,533	1,530	1,526
2,824	2,733	2,705	2,690	2,747	2,813	2,864	2,906
1,112	1,098	1,071	1,046	1,024	1,035	1,016	994
2,231	2,176	2,090	2,058	2,057	2,041	2,042	2,037
1,879	1,828	1,852	1,900	1,923	1,988	2,020	2,055
3,546	3,618	3,682	3,686	3,817	3,777	3,909	3,991
1,111	1,101	1,131	1,174	1,222	1,278	1,320	1,353
3,017	3,033	3,099	3,137	3,245	3,402	3,501	3,628
1,121	1,097	1,096	1,054	1,044	1,048	1,059	1,047
8,630	8,820	9,178	9,473	9,954	10,363	10,728	11,148
4,128	4,135	4,176	4,214	4,270	4,476	4,605	4,735
1,235	1,205	1,158	1,110	1,079	1,058	1,030	1,016
972	933	925	901	899	866	852	832
3,392	3,333	3,220	3,141	3,114	3,169	3,164	3,119
806	783	741	730	706	689	683	671
5,398	5,320	5,266	5,279	5,340	5,464	5,479	5,482
10,999	10,914	10,861	10,984	11,037	11,119	11,208	11,334
1,284	1,285	1,273	1,248	1,251	1,255	1,264	1,264
4,151	4,251	4,293	4,454	4,658	4,892	5,118	5,273

POÚ	2000	2001	2002	2003	2004	2005
Adamov	3,603	3,510	3,446	3,456	3,458	3,424
Blansko	34,036	34,152	34,263	34,412	34,614	34,988
Boskovice	23,419	23,457	23,507	23,550	23,495	23,624
Brno	267,181	261,938	260,639	260,937	259,785	258,967
Břeclav	42,800	42,283	42,142	42,227	42,311	42,286
Bučovice	10,775	10,796	10,880	10,968	10,961	10,914
Bzenec	8,434	8,453	8,501	8,597	8,604	8,619
Hodonín	44,997	44,702	44,387	44,403	44,606	44,677
Hrušovany nad Jevišovkou	7,805	7,803	7,859	7,967	8,037	8,071
Hustopeče	19,204	19,295	19,401	19,516	19,627	19,692
Ivančice	15,920	16,024	16,104	16,305	16,672	16,648
Ivanovice na Hané	3,800	3,852	3,893	3,906	3,919	3,969
Klobouky u Brna	4,603	4,631	4,635	4,669	4,722	4,775
Kuřim	12,464	12,682	12,831	13,180	13,539	13,674
Kyjov	24,970	24,982	25,093	25,089	25,120	25,077
Letovice	6,715	6,832	6,884	6,950	6,949	7,024
Mikulov	14,424	14,377	14,433	14,440	14,477	14,470
Miroslav	4,719	4,789	4,818	4,852	4,876	4,864
Moravský Krumlov	10,580	10,608	10,652	10,696	10,797	10,805
Pohořelice	8,713	8,662	8,703	8,864	8,927	8,940
Rosice	15,609	15,641	15,707	15,904	16,043	16,123
Rousínov	5,146	5,171	5,222	5,327	5,329	5,324
Slavkov u Brna	13,509	13,643	13,781	13,912	14,225	14,410
Strážnice	5,300	5,266	5,240	5,278	5,276	5,265
Šlapanice	35,142	35,564	36,230	37,143	38,262	38,632
Tišnov	18,566	18,595	18,681	18,908	18,995	19,044
Velká nad Veličkou	6,002	6,008	5,932	5,878	5,814	5,811
Velké Opatovice	4,461	4,443	4,445	4,429	4,412	4,371
Veselí nad Moravou	17,230	17,024	17,062	17,120	17,114	17,087
Vranov nad Dyjí	3,707	3,742	3,737	3,724	3,723	3,713
Vyškov	26,351	26,273	26,421	26,653	26,755	26,733
Znojmo	51,162	51,509	51,803	52,075	52,279	52,597
Ždánice	5,699	5,666	5,718	5,745	5,753	5,747
Židlochovice	18,894	19,081	19,254	19,522	19,778	19,819

2006	2007	2008	2009	2010	2011	2012	2013
3,434	3,394	3,313	3,288	3,273	3,165	3,146	3,093
35,364	35,665	35,790	35,650	35,475	34,841	34,705	34,472
23,794	23,927	24,023	23,995	24,008	23,972	23,929	23,786
258,636	259,789	260,064	258,584	256,490	257,397	254,105	251,000
42,298	42,362	42,392	42,242	41,949	42,269	41,675	41,170
10,992	11,010	11,043	11,062	11,060	11,060	10,999	10,864
8,655	8,680	8,705	8,714	8,673	8,547	8,446	8,370
44,704	44,634	44,522	44,266	43,807	43,456	43,083	42,600
8,116	8,180	8,261	8,307	8,344	8,256	8,186	8,072
19,796	19,863	19,909	19,907	19,905	19,649	19,550	19,383
16,453	16,840	16,815	16,763	16,585	16,707	16,579	16,435
3,968	4,005	4,025	4,029	4,005	3,929	3,916	3,872
4,822	4,876	4,918	4,945	4,987	5,002	5,002	4,986
13,906	14,250	14,378	14,606	14,702	14,736	14,630	14,601
25,051	25,049	25,056	24,962	24,838	24,464	24,160	23,958
7,055	7,028	7,042	7,039	6,969	6,868	6,785	6,777
14,467	14,463	14,483	14,393	14,277	14,058	13,854	13,673
4,853	4,907	4,892	4,900	4,886	4,801	4,819	4,771
10,858	10,865	10,880	10,909	10,843	10,695	10,574	10,496
8,902	9,015	9,047	9,127	9,205	9,337	9,374	9,420
16,196	16,603	16,642	16,609	16,580	16,718	16,670	16,635
5,352	5,492	5,619	5,657	5,667	5,582	5,653	5,688
14,652	14,822	14,941	14,995	15,027	15,005	15,051	15,046
5,230	5,219	5,223	5,235	5,184	5,121	5,077	5,020
39,249	40,651	41,104	41,634	41,936	42,426	42,514	42,621
19,153	19,536	19,744	19,786	19,807	19,831	19,781	19,744
5,792	5,889	5,832	5,798	5,771	5,732	5,682	5,602
4,361	4,348	4,342	4,330	4,300	4,172	4,105	4,045
17,046	16,967	16,919	16,862	16,704	16,482	16,201	15,954
3,753	3,746	3,712	3,691	3,701	3,683	3,654	3,608
26,808	26,821	26,886	26,873	26,676	26,325	26,077	25,828
52,749	52,858	53,079	53,022	52,921	51,935	51,420	50,769
5,773	5,782	5,823	5,846	5,842	5,836	5,796	5,773
19,989	20,568	20,795	20,954	21,001	21,106	21,249	21,283

POÚ	2000	2001	2002	2003	2004	2005
Adamov	657	659	666	672	685	712
Blansko	7,019	7,090	7,127	7,263	7,343	7,494
Boskovice	4,745	4,682	4,655	4,699	4,709	4,778
Brno	59,335	58,717	58,558	58,634	58,917	59,553
Břeclav	7,563	7,597	7,632	7,626	7,704	7,836
Bučovice	2,286	2,242	2,251	2,246	2,235	2,311
Bzenec	1,638	1,618	1,632	1,619	1,630	1,634
Hodonín	7,939	7,998	8,090	8,198	8,245	8,375
Hrušovany nad Jevišovkou	1,163	1,141	1,147	1,169	1,194	1,232
Hustopeče	3,600	3,558	3,536	3,574	3,621	3,676
Ivančice	3,159	3,122	3,135	3,135	3,168	3,215
Ivanovice na Hané	829	811	808	796	792	775
Klobouky u Brna	1,148	1,131	1,141	1,161	1,170	1,184
Kuřim	2,573	2,590	2,636	2,674	2,710	2,759
Kyjov	5,161	5,130	5,148	5,180	5,239	5,363
Letovice	1,506	1,499	1,525	1,546	1,561	1,613
Mikulov	2,170	2,212	2,220	2,223	2,239	2,288
Miroslav	1,002	988	1,010	1,019	1,003	1,027
Moravský Krumlov	2,076	2,040	2,054	2,085	2,084	2,124
Pohořelice	1,654	1,640	1,633	1,626	1,643	1,702
Rosice	3,548	3,474	3,499	3,468	3,484	3,542
Rousínov	1,141	1,100	1,097	1,113	1,113	1,116
Slavkov u Brna	3,044	3,035	3,036	3,029	2,966	2,975
Strážnice	1,160	1,128	1,134	1,120	1,112	1,113
Šlapanice	7,786	7,730	7,785	7,876	7,951	8,025
Tišnov	4,185	4,166	4,161	4,168	4,208	4,306
Velká nad Veličkou	1,268	1,271	1,264	1,271	1,282	1,274
Velké Opatovice	744	741	761	786	802	826
Veselí nad Moravou	3,098	3,101	3,127	3,154	3,181	3,223
Vranov nad Dyjí	804	799	803	793	792	793
Vyškov	5,060	5,085	5,096	5,074	5,144	5,173
Znojmo	9,791	9,677	9,699	9,688	9,789	9,874
Ždánice	1,327	1,323	1,323	1,308	1,314	1,322
Židlochovice	3,780	3,727	3,715	3,707	3,721	3,821

2006	2007	2008	2009	2010	2011	2012	2013
731	743	758	765	773	794	829	847
7,706	7,878	8,135	8,336	8,514	8,819	9,162	9,481
4,857	4,943	5,082	5,242	5,350	5,619	5,795	6,009
60,616	61,660	63,444	65,064	66,299	69,811	71,607	73,029
7,999	8,187	8,415	8,590	8,816	9,291	9,745	10,115
2,317	2,347	2,394	2,478	2,513	2,606	2,672	2,792
1,653	1,660	1,676	1,717	1,789	1,838	1,919	1,974
8,478	8,647	8,919	9,150	9,337	9,706	9,989	10,316
1,270	1,301	1,342	1,381	1,413	1,487	1,556	1,646
3,707	3,798	3,920	4,028	4,120	4,290	4,436	4,613
3,298	3,380	3,512	3,614	3,678	3,807	3,935	4,049
785	791	809	827	864	899	923	968
1,190	1,200	1,214	1,231	1,245	1,238	1,269	1,304
2,818	2,937	3,078	3,156	3,272	3,371	3,496	3,644
5,411	5,498	5,565	5,682	5,781	5,976	6,177	6,355
1,638	1,674	1,714	1,718	1,745	1,819	1,864	1,892
2,316	2,410	2,459	2,536	2,626	2,780	2,977	3,181
1,046	1,052	1,062	1,083	1,077	1,119	1,158	1,230
2,167	2,226	2,287	2,328	2,383	2,508	2,626	2,684
1,742	1,783	1,858	1,887	1,921	1,970	2,045	2,114
3,639	3,733	3,839	3,913	3,998	4,176	4,325	4,466
1,145	1,165	1,191	1,217	1,247	1,298	1,349	1,390
3,025	3,032	3,067	3,198	3,276	3,412	3,503	3,593
1,127	1,162	1,178	1,189	1,233	1,318	1,347	1,359
8,278	8,494	8,887	9,171	9,493	9,872	10,256	10,677
4,375	4,470	4,629	4,801	4,989	5,184	5,392	5,517
1,272	1,267	1,287	1,309	1,320	1,353	1,378	1,419
849	873	910	922	966	992	1,036	1,077
3,325	3,415	3,507	3,589	3,684	3,836	3,993	4,109
776	782	776	781	790	836	852	889
5,265	5,351	5,439	5,597	5,760	5,935	6,173	6,328
10,036	10,140	10,413	10,631	10,729	11,249	11,811	12,347
1,319	1,319	1,351	1,382	1,388	1,405	1,462	1,502
3,899	4,007	4,079	4,200	4,299	4,503	4,683	4,859

POÚ	2000	2001	2002	2003	2004	2005	2006
Adamov	82.7	85.4	89.5	90.4	93.6	98.5	104.6
Blansko	89.0	93.0	95.9	99.7	102.9	106.9	112.2
Boskovice	80.9	81.0	82.2	84.8	86.3	89.9	92.8
Brno	107.2	111.6	114.1	117.3	120.2	123.5	127.8
Břeclav	77.0	80.0	82.8	85.5	88.4	91.7	95.8
Bučovice	83.6	84.3	86.2	87.0	87.0	92.9	95.3
Bzenec	80.5	82.3	84.5	85.4	85.3	87.4	88.8
Hodonín	75.1	78.5	82.2	86.9	90.4	95.1	99.4
Hrušovany nad Jevišovkou	55.4	55.4	56.6	59.5	62.5	66.8	70.0
Hustopeče	75.6	76.4	78.7	81.4	83.9	87.5	90.0
Ivančice	79.0	79.8	81.6	83.6	86.9	90.0	94.5
Ivanovice na Hané	88.9	88.5	89.7	88.8	91.9	91.0	94.4
Klobouky u Brna	93.9	95.8	98.8	102.7	106.7	111.0	111.9
Kuřim	87.7	88.2	89.1	90.8	89.6	90.1	90.6
Kyjov	88.1	90.0	92.1	94.9	99.1	104.4	107.5
Letovice	88.0	89.2	93.0	95.1	98.4	101.3	105.3
Mikulov	64.3	66.7	69.4	72.4	75.1	78.8	82.0
Miroslav	79.0	82.1	84.7	85.3	85.9	90.9	94.1
Moravský Krumlov	74.8	76.1	79.3	83.1	86.6	90.5	97.1
Pohořelice	76.4	77.5	78.6	79.9	82.4	87.5	92.7
Rosice	96.9	94.3	96.4	96.4	97.8	99.6	102.6
Rousínov	90.8	90.3	90.0	93.1	94.0	97.1	103.1
Slavkov u Brna	93.9	95.2	96.2	98.3	97.6	98.2	100.3
Strážnice	91.5	90.2	92.6	93.9	95.6	97.3	100.5
Šlapanice	93.6	92.7	92.4	93.3	94.1	95.0	95.9
Tišnov	94.1	94.8	95.7	97.9	99.9	103.3	106.0
Velká nad Veličkou	85.1	86.3	88.6	91.6	95.8	98.5	103.0
Velké Opatovice	66.5	66.5	68.7	72.2	76.0	80.3	87.3
Veselí nad Moravou	74.7	77.6	80.4	84.0	86.8	90.6	98.0
Vranov nad Dyjí	84.2	86.1	87.8	89.2	93.8	98.1	96.3
Vyškov	80.6	83.4	86.3	88.9	91.4	93.4	97.5
Znojmo	78.9	78.8	81.0	82.9	85.1	87.9	91.2
Ždánice	89.8	93.6	93.9	95.6	98.1	100.8	102.7
Židlochovice	84.5	84.0	85.1	86.7	86.4	90.5	93.9

		2013	2010
Adamov	Židlochovice	92.1	78.1 Hrušovany nad Jevišov
Blansko	Hrušovany	92.2	89.1 Kuřim
Boskovice	Kuřim	92.2	92.3 Židlochovice
Brno	Šlapanice	95.8	95.4 Šlapanice
Břeclav	Slavkov u B	99.0	95.6 Mikulov
Bučovice	Rousínov	102.7	97.2 Znojmo
Bzenec	Pohořelice	102.9	98.9 Ivanovice na Hané
Hodonín	Ivanovice n	108.4	99.9 Pohořelice
Hrušovany nad Jevišovkou	Boskovice	108.6	100.2 Bzenec
Hustopeče	Znojmo	108.9	100.6 Hustopeče
Ivančice	Mikulov	109.5	100.9 Boskovice
Ivanovice na Hané	Hustopeče	110.5	101.0 Slavkov u Brna

Klobouky u Brna
Kuřim
Kyjov
Letovice
Mikulov
Mirotlav
Moravský Krumlov
Pohořelice
Rosice
Roušínov
Slavkov u Brna
Strážnice
Šlapanice
Tiřnov
Velká nad Veličkou
Velké Opatovice
Veselí nad Moravou
Vranov nad Dyjí
Vyřkov
Znojmo
Ždánice
Židlochovice

Bzenec	110.9
Rosice	111.9
Ivančice	115.4
Vyřkov	115.4
Tiřnov	116.5
Ždánice	118.8
Břeclav	120.5
Buřovice	120.7
Klobouky u Brna	121.3
Blansko	122.5
Hodonín	122.9
Mirotlav	123.7
Letovice	124.0
Velké Opatovice	129.4
Strážnice	129.8
Veselí nad Moravou	131.7
Moravský Krumlov	131.8
Kyjov	132.0
Vranov nad Dyjí	132.5
Adamov	133.2
Brno	136.6
Velká nad Veličkou	139.7

102.0	Roušínov
104.7	Rosice
105.2	Mirotlav
106.5	Ivančice
107.5	Velké Opatovice
107.9	Vyřkov
108.4	Buřovice
110.0	Břeclav
111.0	Ždánice
111.9	Vranov nad Dyjí
114.3	Hodonín
115.8	Moravský Krumlov
116.6	Letovice
116.8	Tiřnov
117.8	Klobouky u Brna
118.1	Strážnice
118.3	Veselí nad Moravou
118.7	Blansko
121.2	Adamov
122.2	Kyjov
122.3	Velká nad Veličkou
136.5	Brno

3964.0

3662.6

116.6

107.7

66.8

78.1

78.8

80.3

87.4

87.5

87.5

87.9

89.1

89.9

90.0

90.1

90.5

90.5

90.6

90.9

91.0

91.7

92.1

92.2

92.2

92.3

92.9

93.4

95.0

95.1

95.4
95.6
95.8
97.1
97.2
97.3
98.1
98.2
98.5
98.5
98.9
99.0
99.6
99.9
100.2
100.6
100.8
100.9
101.0
101.3
102.0
102.7
102.9
103.3
104.4
104.7
105.2
106.5
106.9
107.5
107.9
108.4
108.4
108.6
108.9
109.5
110.0
110.5
110.9
111.0
111.0
111.9
111.9
114.3
115.4
115.4
115.8
116.5
116.6
116.8

117.8
118.1
118.3
118.7
118.8
120.5
120.7
121.2
121.3
122.2
122.3
122.5
122.9
123.5
123.7
124.0
129.4
129.8
131.7
131.8
132.0
132.5
133.2
136.5
136.6
139.7

2007	2008	2009	2010	2011	2012	2013
109.6	116.8	119.9	121.2	127.2	134.6	133.2
115.1	118.5	119.3	118.7	120.4	121.9	122.5
94.8	97.8	100.4	100.9	103.3	105.7	108.6
131.0	134.7	136.3	136.5	134.9	136.1	136.6
100.2	104.9	107.4	110.0	112.8	117.1	120.5
99.0	103.8	108.0	108.4	114.5	118.2	120.7
91.7	94.4	97.3	100.2	103.1	107.9	110.9
103.9	109.4	112.6	114.3	117.3	119.9	122.9
72.3	72.9	75.8	78.1	81.0	85.2	92.2
93.1	97.8	100.4	100.6	103.3	106.6	110.5
97.3	102.3	104.9	106.5	108.1	111.5	115.4
92.4	96.7	95.3	98.9	103.5	104.3	108.4
116.1	117.9	119.1	117.8	115.4	117.2	121.3
90.3	91.7	89.8	89.1	90.2	91.3	92.2
111.5	114.8	119.6	122.2	123.0	127.9	132.0
110.1	113.7	114.2	116.6	118.7	121.8	124.0
88.2	90.9	94.3	95.6	98.8	103.9	109.5
95.8	99.2	103.5	105.2	108.1	114.0	123.7
102.3	109.4	113.1	115.8	122.9	128.6	131.8
97.5	100.3	99.3	99.9	99.1	101.2	102.9
103.2	104.3	106.2	104.7	110.6	110.6	111.9
105.8	105.3	103.7	102.0	101.6	102.2	102.7
100.0	99.0	101.9	101.0	100.3	100.1	99.0
105.9	107.5	112.8	118.1	125.8	127.2	129.8
96.3	96.8	96.8	95.4	95.3	95.6	95.8
108.1	110.8	113.9	116.8	115.8	117.1	116.5
105.1	111.1	117.9	122.3	127.9	133.8	139.7
93.6	98.4	102.3	107.5	114.5	121.6	129.4
102.5	108.9	114.3	118.3	121.0	126.2	131.7
99.9	104.7	107.0	111.9	121.3	124.7	132.5
100.6	103.3	106.0	107.9	108.6	112.7	115.4
92.9	95.9	96.8	97.2	101.2	105.4	108.9
102.6	106.1	110.7	111.0	112.0	115.7	118.8
94.3	95.0	94.3	92.3	92.0	91.5	92.1

2005

66.8	Hrušovany nad Jevišovkou
78.8	Mikulov
80.3	Velké Opatovice
87.4	Bzenec
87.5	Pohořelice
87.5	Hustopeče
87.9	Znojmo
89.9	Boskovice
90.0	Ivančice
90.1	Kuřim
90.5	Moravský Krumlov
90.5	Židlochovice

90.6	Veselí nad Moravou
90.9	Miroslav
91.0	Ivanovice na Hané
91.7	Břeclav
92.9	Bučovice
93.4	Vyškov
95.0	Šlapanice
95.1	Hodonín
97.1	Rousínov
97.3	Strážnice
98.1	Vranov nad Dyjí
98.2	Slavkov u Brna
98.5	Velká nad Veličkou
98.5	Adamov
99.6	Rosice
100.8	Ždánice
101.3	Letovice
103.3	Tišnov
104.4	Kyjov
106.9	Blansko
111.0	Klobouky u Brna
123.5	Brno
3206.2	
94.3	

POÚ	2000	2001	2002	2003	2004	2005	2006
Adamov	100.0	97.8	96.1	96.4	96.5	96.1	96.2
Blansko	100.0	99.8	99.8	100.0	100.3	101.1	102.0
Boskovice	100.0	99.7	99.4	99.3	98.9	99.1	99.6
Brno	100.0	97.8	97.0	96.8	96.3	96.0	96.0
Břeclav	100.0	98.7	98.0	97.7	97.6	97.5	97.4
Bučovice	100.0	99.4	99.6	100.0	99.8	99.5	99.6
Bzenec	100.0	99.4	99.7	100.0	100.3	100.1	100.5
Hodonín	100.0	99.0	98.1	97.7	97.6	97.4	97.2
Hrušovany nad Jevišovkou	100.0	99.4	99.7	100.3	100.7	100.7	101.2
Hustopeče	100.0	99.8	99.5	99.7	100.0	100.0	100.2
Ivančice	100.0	99.9	100.0	100.5	101.8	101.6	100.7
Ivanovice na Hané	100.0	100.3	100.7	100.6	100.2	100.6	100.4
Klobouky u Brna	100.0	99.5	99.4	99.8	100.2	100.7	101.4
Kuřim	100.0	101.3	102.5	104.6	107.2	108.5	110.4
Kyjov	100.0	99.5	99.6	99.3	99.1	98.9	98.6
Letovice	100.0	100.8	101.2	101.9	101.7	103.0	103.2
Mikulov	100.0	99.7	99.4	98.8	98.6	98.5	98.2
Miroslav	100.0	99.9	100.4	101.1	100.8	100.4	100.3
Moravský Krumlov	100.0	99.3	99.1	99.1	99.1	99.0	98.9
Pohořelice	100.0	99.1	99.1	99.9	100.3	100.5	99.9
Rosice	100.0	99.9	100.1	100.7	101.2	101.8	102.5
Rousínov	100.0	99.3	99.9	101.2	101.1	100.6	100.9
Slavkov u Brna	100.0	100.4	100.9	101.2	102.2	103.1	104.5
Strážnice	100.0	98.9	98.3	98.2	97.7	97.3	96.8
Šlapanice	100.0	100.7	102.3	104.3	106.7	107.5	109.6
Tišnov	100.0	99.8	100.0	100.5	100.8	101.2	101.7
Velká nad Veličkou	100.0	99.9	98.4	97.5	96.3	95.7	94.7
Velké Opatovice	100.0	99.6	99.8	99.7	99.1	98.5	97.8
Veselí nad Moravou	100.0	98.5	98.4	98.2	97.9	97.5	97.1
Vranov nad Dyjí	100.0	100.1	99.8	98.9	98.0	97.2	97.6
Vyškov	100.0	99.4	99.3	99.3	99.6	99.3	99.4
Znojmo	100.0	100.1	100.2	100.1	100.3	100.5	100.6
Ždánice	100.0	98.8	99.4	99.0	98.9	98.6	98.5
Židlochovice	100.0	100.4	100.7	101.3	102.4	102.6	103.3

	2005	
Velká nad V	95.7	95.7
Brno	96.0	96.0
Adamov	96.1	96.1
Vranov nad	97.2	97.2
Strážnice	97.3	97.3
Hodonín	97.4	97.4
Břeclav	97.5	97.5
Veselí nad	97.5	97.5
Velké Opat	98.5	98.5
Mikulov	98.5	98.5

Ždánice	98.6	98.6
Kyjov	98.9	98.9
Moravský l	99.0	99.0
Boskovice	99.1	99.1
Vyškov	99.3	99.3
Bučovice	99.5	99.5
Hustopeče	100.0	100.0
Bzenec	100.1	100.1
Miroslav	100.4	100.4
Pohořelice	100.5	100.5
Znojmo	100.5	100.5
Rousínov	100.6	100.6
Ivanovice r	100.6	100.6
Hrušovany	100.7	100.7
Klobouky u	100.7	100.7
Blansko	101.1	101.1
Tišnov	101.2	101.2
Ivančice	101.6	101.6
Rosice	101.8	101.8
Židlochovic	102.6	102.6
Letovice	103.0	103.0
Slavkov u B	103.1	103.1
Šlapanice	107.5	107.5
Kuřim	108.5	108.5

2007	2008	2009	2010	2011	2012	2013	2014	2015
95.3	93.4	92.8	92.7	90.7	90.8	90.5	89.7	89.0
103.0	103.8	104.1	104.5	104.2	105.0	105.6	106.1	106.7
100.1	100.8	101.3	101.8	102.9	103.4	103.8	103.3	103.7
96.5	97.0	97.3	97.3	99.2	99.1	98.9	98.0	98.1
97.6	97.7	97.7	97.7	99.4	99.3	99.2	98.4	98.4
99.6	99.7	100.2	100.6	100.9	100.9	101.1	224.9	101.0
100.4	100.4	100.7	101.2	100.5	100.3	100.1	294.4	100.8
97.0	97.0	96.9	96.5	96.7	96.7	96.5	56.3	95.7
101.9	103.4	104.0	104.5	104.6	104.5	103.9	324.2	105.9
100.6	101.0	101.4	102.0	101.9	102.1	102.2	1363.5	102.6
102.7	103.0	103.2	102.8	104.2	104.2	104.0	104.8	105.1
101.6	102.0	102.9	103.3	102.4	102.9	103.1	103.5	103.8
102.0	102.7	103.4	104.5	104.9	105.4	105.6	106.1	106.6
113.7	115.8	118.4	120.5	121.6	122.2	123.5	127.0	129.0
98.6	98.6	98.4	98.2	98.1	97.7	97.6	97.5	97.3
102.9	103.3	103.3	102.8	102.9	102.5	102.6	103.7	103.9
98.2	98.4	98.2	98.4	98.4	98.6	98.9	98.1	98.0
101.0	100.5	100.6	100.0	99.5	100.0	100.1	100.1	100.1
98.9	98.9	99.1	99.0	98.8	98.8	98.6	98.6	98.5
100.8	101.8	103.1	104.1	106.1	107.2	108.4	107.3	108.0
105.0	105.9	106.1	106.9	108.1	109.1	110.0	110.5	111.3
102.9	105.3	106.7	107.9	108.2	110.3	111.8	111.2	112.2
105.5	106.6	107.8	108.9	110.2	111.4	112.5	113.0	114.0
96.8	97.0	96.8	96.5	96.9	96.8	96.1	95.7	95.5
113.1	115.5	117.6	119.8	122.3	123.9	125.8	127.9	130.0
103.5	105.0	105.9	106.9	108.4	109.5	110.3	110.4	111.3
95.4	94.5	93.8	93.3	93.0	92.4	91.7	90.8	90.2
97.3	97.7	97.3	97.5	95.4	94.8	94.1	94.5	94.1
96.9	96.6	96.4	96.0	96.0	95.4	94.7	94.6	94.3
97.2	95.7	95.2	95.1	95.3	94.9	94.5	93.6	93.1
99.5	99.7	100.2	100.2	100.1	100.1	99.9	100.1	100.2
100.8	101.4	101.7	101.8	101.3	101.5	101.5	101.9	102.1
98.6	99.3	99.7	99.7	99.9	100.2	100.4	100.0	100.1
106.2	107.4	109.1	110.4	112.4	114.4	115.7	115.7	117.0
						102.4		

	2010		2020
Adamov	92.7	Adamov	85.7
Velká nad V.	93.3	Velká nad V.	87.0
Vranov nad	95.1	Vranov nad	90.8
Veselí nad	96.0	Velké Opat	91.9
Hodonín	96.5	Veselí nad	92.7
Strážnice	96.5	Strážnice	94.4
Brno	97.3	Hodonín	94.6
Velké Opat	97.5	Kyjov	96.5
Břeclav	97.7	Mikulov	97.6
Kyjov	98.2	Moravský l	98.2

	2013
Adamov	90.5
Velká nad V.	91.7
Velké Opat	94.1
Vranov nad	94.5
Veselí nad	94.7
Strážnice	96.1
Hodonín	96.5
Kyjov	97.6
Moravský l	98.6
Brno	98.9

Mikulov	98.4	98.4	Brno	98.4	98.4
Moravský l	99.0	99.0	Břeclav	98.5	98.5
Ždánice	99.7	99.7	Mirotlav	99.9	99.9
Mirotlav	100.0	100.0	Vyřkov	100.4	100.4
Vyřkov	100.2	100.2	Ždánice	100.5	100.5
Buřovice	100.6	100.6	Bzenec	101.2	101.2
Bzenec	101.2	101.2	Buřovice	101.5	101.5
Znojmo	101.8	101.8	Znojmo	102.8	102.8
Boskovice	101.8	101.8	Hustopeče	103.8	103.8
Hustopeče	102.0	102.0	Letovice	104.8	104.8
Ivančice	102.8	102.8	Ivanovice r	105.1	105.1
Letovice	102.8	102.8	Boskovice	105.4	105.4
Ivanovice r	103.3	103.3	Ivančice	106.9	106.9
Pohořelice	104.1	104.1	Hruřovany	108.2	108.2
Hruřovany	104.5	104.5	Blansko	109.2	109.2
Klobouky u	104.5	104.5	Klobouky u	109.3	109.3
Blansko	104.5	104.5	Pohořelice	111.4	111.4
Tiřnov	106.9	106.9	Rosice	115.6	115.6
Rosice	106.9	106.9	Tiřnov	115.6	115.6
Rouřinov	107.9	107.9	Rouřinov	117.0	117.0
Slavkov u B	108.9	108.9	Slavkov u B	119.1	119.1
Židlochovic	110.4	110.4	Židlochovic	123.3	123.3
řlapanice	119.8	119.8	Kuřim	138.8	138.8
Kuřim	120.5	120.5	řlapanice	140.5	140.5

Mikulov	98.9
Břeclav	99.2
Vyřkov	99.9
Mirotlav	100.1
Bzenec	100.1
Ždánice	100.4
Buřovice	101.1
Znojmo	101.5
Hustopeče	102.2
Letovice	102.6
Ivanovice r	103.1
Boskovice	103.8
Hruřovany	103.9
Ivančice	104.0
Klobouky u	105.6
Blansko	105.6
Pohořelice	108.4
Rosice	110.0
Tiřnov	110.3
Rouřinov	111.8
Slavkov u B	112.5
Židlochovic	115.7
Kuřim	123.5
řlapanice	125.8

3503.4

103.0

2016	2017	2018	2019	2020
88.4	87.7	87.1	86.4	85.7
107.2	107.7	108.2	108.7	109.2
104.0	104.4	104.7	105.1	105.4
98.2	98.2	98.3	98.4	98.4
98.4	98.5	98.5	98.5	98.5
101.1	101.2	101.3	101.4	101.5
100.9	101.0	101.0	101.1	101.2
95.5	95.2	95.0	94.8	94.6
106.4	106.8	107.3	107.7	108.2
102.9	103.1	103.3	103.5	103.8
105.5	105.9	106.2	106.6	106.9
104.0	104.3	104.6	104.8	105.1
107.2	107.7	108.2	108.8	109.3
130.9	132.9	134.9	136.9	138.8
97.1	97.0	96.8	96.6	96.5
104.0	104.2	104.4	104.6	104.8
97.9	97.8	97.7	97.7	97.6
100.0	100.0	100.0	99.9	99.9
98.5	98.4	98.3	98.3	98.2
108.7	109.3	110.0	110.7	111.4
112.2	113.0	113.9	114.7	115.6
113.2	114.1	115.1	116.1	117.0
115.0	116.0	117.0	118.0	119.1
95.3	95.0	94.8	94.6	94.4
132.1	134.2	136.3	138.4	140.5
112.1	113.0	113.9	114.8	115.6
89.5	88.9	88.3	87.7	87.0
93.6	93.2	92.8	92.3	91.9
94.0	93.6	93.3	93.0	92.7
92.6	92.2	91.7	91.2	90.8
100.2	100.3	100.3	100.4	100.4
102.2	102.4	102.5	102.7	102.8
100.1	100.2	100.3	100.4	100.5
118.2	119.5	120.8	122.0	123.3

Adamov

i	rok	y_{ij}	t_{ij}	$y_{ij} * t_{ij}$	t^2	T_{ij}	$y_{ij}/T_{ij} = l_j$
1	2000	5,054	-6.5	-32851	42.25	5001.657	1.010465
2	2001	4,941	-5.5	-27175.5	30.25	4968.215	0.994522
3	2002	4,856	-4.5	-21852	20.25	4934.774	0.984037
4	2003	4,871	-3.5	-17048.5	12.25	4901.332	0.993812
5	2004	4,875	-2.5	-12187.5	6.25	4867.89	1.001461
6	2005	4,859	-1.5	-7288.5	2.25	4834.448	1.005078
7	2006	4,864	-0.5	-2432	0.25	4801.007	1.013121
8	2007	4,815	0.5	2407.5	0.25	4767.565	1.00995
9	2008	4,720	1.5	7080	2.25	4734.123	0.997017
10	2009	4,691	2.5	11727.5	6.25	4700.681	0.99794
11	2010	4,684	3.5	16394	12.25	4667.24	1.003591
12	2011	4,583	4.5	20623.5	20.25	4633.798	0.989038
13	2012	4,591	5.5	25250.5	30.25	4600.356	0.997966
14	2013	4,576	6.5	29744	42.25	4566.914	1.001989
suma	x	66,980	0	-7608	227.5	66980	x

15

16

17

18

19

20

rok	t_{ij}	T_t
2014	7.5	4,533
2015	8.5	4,500
2016	9.5	4,467
2017	10.5	4,433
2018	11.5	4,400
2019	12.5	4,366
2020	13.5	4,333

b0 4784.286

b1 -33.4418

Blansko

i	rok	y_{ij}	t_{ij}	$y_{ij} * t_{ij}$	t^2	T_{ij}	$y_{ij}/T_{ij} = l_j$
1	2000	48,945	-6.5	-318143	42.25	48505.37	1.009064
2	2001	48,862	-5.5	-268741	30.25	48751.71	1.002262
3	2002	48,825	-4.5	-219713	20.25	48998.05	0.996468
4	2003	48,960	-3.5	-171360	12.25	49244.39	0.994225
5	2004	49,090	-2.5	-122725	6.25	49490.73	0.991903
6	2005	49,495	-1.5	-74242.5	2.25	49737.06	0.995133
7	2006	49,939	-0.5	-24969.5	0.25	49983.4	0.999112
8	2007	50,389	0.5	25194.5	0.25	50229.74	1.003171
9	2008	50,788	1.5	76182	2.25	50476.08	1.00618
10	2009	50,973	2.5	127432.5	6.25	50722.42	1.00494
11	2010	51,164	3.5	179074	12.25	50968.76	1.003831
12	2011	50,983	4.5	229423.5	20.25	51215.09	0.995468
13	2012	51,385	5.5	282617.5	30.25	51461.43	0.998515
14	2013	51,694	6.5	336011	42.25	51707.77	0.999734
suma	x	701,492	0	56042	227.5	701492	x

15

16

17

18

19

20

rok	t_{ij}	T_t
2014	7.5	51,954
2015	8.5	52,200
2016	9.5	52,447
2017	10.5	52,693
2018	11.5	52,939
2019	12.5	53,186
2020	13.5	53,432

b0 50106.57

b1 246.3385

Boskovice

i	rok	y_{ij}	t_{ij}	$y_{ij} * t_{ij}$	t^2	T_{ij}	$y_{ij}/T_{ij} = l_j$
1	2000	34,032	-6.5	-221208	42.25	33507.26	1.015661
2	2001	33,916	-5.5	-186538	30.25	33625.8	1.00863
3	2002	33,823	-4.5	-152204	20.25	33744.34	1.002331
4	2003	33,792	-3.5	-118272	12.25	33862.89	0.997907
5	2004	33,659	-2.5	-84147.5	6.25	33981.43	0.990512
6	2005	33,716	-1.5	-50574	2.25	34099.97	0.98874
7	2006	33,883	-0.5	-16941.5	0.25	34218.51	0.990195
8	2007	34,083	0.5	17041.5	0.25	34337.06	0.992601
9	2008	34,300	1.5	51450	2.25	34455.6	0.995484
10	2009	34,460	2.5	86150	6.25	34574.14	0.996699
11	2010	34,661	3.5	121313.5	12.25	34692.69	0.999087
12	2011	35,031	4.5	157639.5	20.25	34811.23	1.006313
13	2012	35,206	5.5	193633	30.25	34929.77	1.007908
14	2013	35,327	6.5	229625.5	42.25	35048.31	1.007951
suma	x	479,889	0	26968.5	227.5	479889	x

15

16

17

18

19

20

rok	t_{ij}	T_t
2014	7.5	35,167
2015	8.5	35,285
2016	9.5	35,404
2017	10.5	35,522
2018	11.5	35,641
2019	12.5	35,760
2020	13.5	35,878

b0 34277.79

b1 118.5429

Brno

i	rok	y_{ij}	t_{ij}	$y_{ij} * t_{ij}$	t^2	T_{ij}	$y_{ij}/T_{ij} = l_j$
1	2000	381,862	-6.5	-2482103	42.25	370653.7	1.030239
2	2001	373,272	-5.5	-2052996	30.25	370916.4	1.006351
3	2002	370,505	-4.5	-1667273	20.25	371179.1	0.998184
4	2003	369,559	-3.5	-1293457	12.25	371441.9	0.994931
5	2004	367,729	-2.5	-919323	6.25	371704.6	0.989304
6	2005	366,757	-1.5	-550136	2.25	371967.3	0.985993
7	2006	366,680	-0.5	-183340	0.25	372230	0.98509
8	2007	368,533	0.5	184266.5	0.25	372492.7	0.98937
9	2008	370,592	1.5	555888	2.25	372755.4	0.994196
10	2009	371,399	2.5	928497.5	6.25	373018.1	0.995659
11	2010	371,371	3.5	1299799	12.25	373280.9	0.994884
12	2011	378,965	4.5	1705343	20.25	373543.6	1.014514
13	2012	378,327	5.5	2080799	30.25	373806.3	1.012094
14	2013	377,508	6.5	2453802	42.25	374069	1.009193
suma	x	5,213,059	0	59767.5	227.5	5213059	x

15

16

17

18

19

20

rok	t_{ij}	T_t
2014	7.5	374,332
2015	8.5	374,594
2016	9.5	374,857
2017	10.5	375,120
2018	11.5	375,383
2019	12.5	375,645
2020	13.5	375,908

b0 372361.4
b1 262.7143

Břeclav

i	rok	Y_{ij}	t_{ij}	$Y_{ij} * t_{ij}$	t^2	T_{ij}	$Y_{ij}/T_{ij} = I_j$
1	2000	60,188	-6.5	-391222	42.25	59044.03	1.019375
2	2001	59,380	-5.5	-326590	30.25	59056.63	1.005476
3	2002	58,992	-4.5	-265464	20.25	59069.23	0.998693
4	2003	58,776	-3.5	-205716	12.25	59081.83	0.994824
5	2004	58,733	-2.5	-146833	6.25	59094.43	0.993884
6	2005	58,664	-1.5	-87996	2.25	59107.03	0.992505
7	2006	58,651	-0.5	-29325.5	0.25	59119.63	0.992073
8	2007	58,716	0.5	29358	0.25	59132.23	0.992961
9	2008	58,832	1.5	88248	2.25	59144.83	0.994711
10	2009	58,829	2.5	147072.5	6.25	59157.43	0.994448
11	2010	58,781	3.5	205733.5	12.25	59170.03	0.993425
12	2011	59,797	4.5	269086.5	20.25	59182.63	1.010381
13	2012	59,742	5.5	328581	30.25	59195.23	1.009237
14	2013	59,682	6.5	387933	42.25	59207.83	1.008009
suma	x	827,763	0	2866.5	227.5	827763	x

15

16

17

18

19

20

rok	t_{ij}	T_t
2014	7.5	59,220
2015	8.5	59,233
2016	9.5	59,246
2017	10.5	59,258
2018	11.5	59,271
2019	12.5	59,283
2020	13.5	59,296

b0 59125.93

b1 12.6

Bučovice

i	rok	y_{ij}	t_{ij}	$y_{ij} * t_{ij}$	t^2	T_{ij}	$y_{ij}/T_{ij} = l_j$
1	2000	15,797	-6.5	-102681	42.25	15695.34	1.006477
2	2001	15,696	-5.5	-86328	30.25	15712.39	0.998957
3	2002	15,741	-4.5	-70834.5	20.25	15729.44	1.000735
4	2003	15,795	-3.5	-55282.5	12.25	15746.48	1.003081
5	2004	15,764	-2.5	-39410	6.25	15763.53	1.00003
6	2005	15,713	-1.5	-23569.5	2.25	15780.57	0.995718
7	2006	15,740	-0.5	-7870	0.25	15797.62	0.996353
8	2007	15,727	0.5	7863.5	0.25	15814.67	0.994457
9	2008	15,744	1.5	23616	2.25	15831.71	0.99446
10	2009	15,834	2.5	39585	6.25	15848.76	0.999069
11	2010	15,891	3.5	55618.5	12.25	15865.8	1.001588
12	2011	15,942	4.5	71739	20.25	15882.85	1.003724
13	2012	15,932	5.5	87626	30.25	15899.9	1.002019
14	2013	15,970	6.5	103805	42.25	15916.94	1.003333
suma	x	221,286	0	3878	227.5	221286	x

15

16

17

18

19

20

rok	t_{ij}	T_t
2014	7.5	15,934
2015	8.5	15,951
2016	9.5	15,968
2017	10.5	15,985
2018	11.5	16,002
2019	12.5	16,019
2020	13.5	16,036

b0 15806.14

b1 17.04615

Bzenec

i	rok	y_{ij}	t_{ij}	$y_{ij} * t_{ij}$	t^2	T_{ij}	$y_{ij}/T_{ij} = l_j$
1	2000	12,106	-6.5	-78689	42.25	12087.06	1.001567
2	2001	12,037	-5.5	-66203.5	30.25	12095.03	0.995202
3	2002	12,065	-4.5	-54292.5	20.25	12103	0.996861
4	2003	12,112	-3.5	-42392	12.25	12110.96	1.000085
5	2004	12,146	-2.5	-30365	6.25	12118.93	1.002233
6	2005	12,122	-1.5	-18183	2.25	12126.9	0.999596
7	2006	12,169	-0.5	-6084.5	0.25	12134.87	1.002812
8	2007	12,150	0.5	6075	0.25	12142.84	1.00059
9	2008	12,157	1.5	18235.5	2.25	12150.81	1.000509
10	2009	12,196	2.5	30490	6.25	12158.78	1.003061
11	2010	12,248	3.5	42868	12.25	12166.75	1.006678
12	2011	12,168	4.5	54756	20.25	12174.72	0.999448
13	2012	12,144	5.5	66792	30.25	12182.69	0.996824
14	2013	12,124	6.5	78806	42.25	12190.66	0.994532
suma	x	169,944	0	1813	227.5	169944	x

15

16

17

18

19

20

rok	t_{ij}	T_t
2014	7.5	12,199
2015	8.5	12,207
2016	9.5	12,215
2017	10.5	12,223
2018	11.5	12,231
2019	12.5	12,238
2020	13.5	12,246

b0 12138.86

b1 7.969231

Hodonín

i	rok	y_{ij}	t_{ij}	$y_{ij} * t_{ij}$	t^2	T_{ij}	$y_{ij}/T_{ij} = l_j$
1	2000	63,509	-6.5	-412809	42.25	62761.74	1.011906
2	2001	62,885	-5.5	-345868	30.25	62627.87	1.004106
3	2002	62,315	-4.5	-280418	20.25	62494	0.997136
4	2003	62,032	-3.5	-217112	12.25	62360.13	0.994738
5	2004	61,968	-2.5	-154920	6.25	62226.25	0.99585
6	2005	61,862	-1.5	-92793	2.25	62092.38	0.99629
7	2006	61,711	-0.5	-30855.5	0.25	61958.51	0.996005
8	2007	61,606	0.5	30803	0.25	61824.64	0.996464
9	2008	61,592	1.5	92388	2.25	61690.76	0.998399
10	2009	61,542	2.5	153855	6.25	61556.89	0.999758
11	2010	61,314	3.5	214599	12.25	61423.02	0.998225
12	2011	61,437	4.5	276466.5	20.25	61289.15	1.002412
13	2012	61,402	5.5	337711	30.25	61155.27	1.004034
14	2013	61,307	6.5	398495.5	42.25	61021.4	1.00468
suma	x	866,482	0	-30456	227.5	866482	x

15

16

17

18

19

20

rok	t_{ij}	T_t
2014	7.5	60,888
2015	8.5	60,754
2016	9.5	60,620
2017	10.5	60,486
2018	11.5	60,352
2019	12.5	60,218
2020	13.5	60,084

b0 61891.57

b1 -133.873

Hrušovany nad Jevišovkou

i	rok	y_{ij}	t_{ij}	$y_{ij} * t_{ij}$	t^2	T_{ij}	$y_{ij}/T_{ij} = l_j$
1	2000	11,067	-6.5	-71935.5	42.25	10969.11	1.008924
2	2001	11,002	-5.5	-60511	30.25	11019.39	0.998422
3	2002	11,034	-4.5	-49653	20.25	11069.67	0.996777
4	2003	11,102	-3.5	-38857	12.25	11119.95	0.998386
5	2004	11,141	-2.5	-27852.5	6.25	11170.23	0.997383
6	2005	11,147	-1.5	-16720.5	2.25	11220.51	0.993449
7	2006	11,199	-0.5	-5599.5	0.25	11270.79	0.993631
8	2007	11,281	0.5	5640.5	0.25	11321.07	0.996461
9	2008	11,443	1.5	17164.5	2.25	11371.35	1.006301
10	2009	11,510	2.5	28775	6.25	11421.63	1.007737
11	2010	11,566	3.5	40481	12.25	11471.91	1.008202
12	2011	11,578	4.5	52101	20.25	11522.18	1.004844
13	2012	11,569	5.5	63629.5	30.25	11572.46	0.999701
14	2013	11,504	6.5	74776	42.25	11622.74	0.989784
suma	x	158,143	0	11438.5	227.5	158143	x

15

16

17

18

19

20

rok	t_{ij}	T_t
2014	7.5	11,673
2015	8.5	11,723
2016	9.5	11,774
2017	10.5	11,824
2018	11.5	11,874
2019	12.5	11,924
2020	13.5	11,975

b0 11295.93
b1 50.27912

Hustopeče

i	rok	y_{ij}	t_{ij}	$y_{ij} * t_{ij}$	t^2	T_{ij}	$y_{ij}/T_{ij} = l_j$
1	2000	27,569	-6.5	-179199	42.25	27368.91	1.007311
2	2001	27,510	-5.5	-151305	30.25	27430.82	1.002887
3	2002	27,431	-4.5	-123440	20.25	27492.72	0.997755
4	2003	27,479	-3.5	-96176.5	12.25	27554.62	0.997255
5	2004	27,562	-2.5	-68905	6.25	27616.53	0.998026
6	2005	27,567	-1.5	-41350.5	2.25	27678.43	0.995974
7	2006	27,621	-0.5	-13810.5	0.25	27740.33	0.995698
8	2007	27,739	0.5	13869.5	0.25	27802.24	0.997725
9	2008	27,838	1.5	41757	2.25	27864.14	0.999062
10	2009	27,948	2.5	69870	6.25	27926.04	1.000786
11	2010	28,122	3.5	98427	12.25	27987.95	1.00479
12	2011	28,092	4.5	126414	20.25	28049.85	1.001503
13	2012	28,149	5.5	154819.5	30.25	28111.75	1.001325
14	2013	28,171	6.5	183111.5	42.25	28173.66	0.999906
suma	x	388,798	0	14083	227.5	388798	x

15

16

17

18

19

20

rok	t_{ij}	T_t
2014	7.5	28,236
2015	8.5	28,297
2016	9.5	28,359
2017	10.5	28,421
2018	11.5	28,483
2019	12.5	28,545
2020	13.5	28,607

b0 27771.29

b1 61.9033

Ivančice

i	rok	y_{ij}	t_{ij}	$y_{ij} * t_{ij}$	t^2	T_{ij}	$y_{ij}/T_{ij} = l_j$
1	2000	23,076	-6.5	-149994	42.25	22999.43	1.003329
2	2001	23,058	-5.5	-126819	30.25	23083.36	0.998901
3	2002	23,080	-4.5	-103860	20.25	23167.3	0.996232
4	2003	23,188	-3.5	-81158	12.25	23251.23	0.997281
5	2004	23,485	-2.5	-58712.5	6.25	23335.16	1.006421
6	2005	23,434	-1.5	-35151	2.25	23419.1	1.000636
7	2006	23,242	-0.5	-11621	0.25	23503.03	0.988894
8	2007	23,693	0.5	11846.5	0.25	23586.97	1.004495
9	2008	23,761	1.5	35641.5	2.25	23670.9	1.003806
10	2009	23,823	2.5	59557.5	6.25	23754.84	1.00287
11	2010	23,718	3.5	83013	12.25	23838.77	0.994934
12	2011	24,037	4.5	108166.5	20.25	23922.7	1.004778
13	2012	24,042	5.5	132231	30.25	24006.64	1.001473
14	2013	23,993	6.5	155954.5	42.25	24090.57	0.99595
suma	x	329,630	0	19095	227.5	329630	x

15

16

17

18

19

20

rok	t_{ij}	T_t
2014	7.5	24,175
2015	8.5	24,258
2016	9.5	24,342
2017	10.5	24,426
2018	11.5	24,510
2019	12.5	24,594
2020	13.5	24,678

b0 23545
b1 83.93407

Ivanovice na Hané

i	rok	y_{ij}	t_{ij}	$y_{ij} * t_{ij}$	t^2	T_{ij}	$y_{ij}/T_{ij} = l_j$
1	2000	5,562	-6.5	-36153	42.25	5549.429	1.002265
2	2001	5,579	-5.5	-30684.5	30.25	5564.231	1.002654
3	2002	5,602	-4.5	-25209	20.25	5579.033	1.004117
4	2003	5,598	-3.5	-19593	12.25	5593.835	1.000745
5	2004	5,573	-2.5	-13932.5	6.25	5608.637	0.993646
6	2005	5,596	-1.5	-8394	2.25	5623.44	0.995121
7	2006	5,585	-0.5	-2792.5	0.25	5638.242	0.990557
8	2007	5,652	0.5	2826	0.25	5653.044	0.999815
9	2008	5,671	1.5	8506.5	2.25	5667.846	1.000556
10	2009	5,724	2.5	14310	6.25	5682.648	1.007277
11	2010	5,743	3.5	20100.5	12.25	5697.451	1.007995
12	2011	5,697	4.5	25636.5	20.25	5712.253	0.99733
13	2012	5,724	5.5	31482	30.25	5727.055	0.999467
14	2013	5,733	6.5	37264.5	42.25	5741.857	0.998457
suma	x	79,039	0	3367.5	227.5	79039	x

15
16
17
18
19
20

rok	t_{ij}	T_t
2014	7.5	5,757
2015	8.5	5,771
2016	9.5	5,786
2017	10.5	5,801
2018	11.5	5,816
2019	12.5	5,831
2020	13.5	5,845

b0 5645.643

b1 14.8022

Klobouky u Brna

i	rok	y_{ij}	t_{ij}	$y_{ij} * t_{ij}$	t^2	T_{ij}	$y_{ij}/T_{ij} = l_j$
1	2000	6,974	-6.5	-45331	42.25	6879.943	1.013671
2	2001	6,942	-5.5	-38181	30.25	6917.095	1.003601
3	2002	6,931	-4.5	-31189.5	20.25	6954.246	0.996657
4	2003	6,960	-3.5	-24360	12.25	6991.398	0.995509
5	2004	6,989	-2.5	-17472.5	6.25	7028.549	0.994373
6	2005	7,026	-1.5	-10539	2.25	7065.701	0.994381
7	2006	7,075	-0.5	-3537.5	0.25	7102.853	0.996079
8	2007	7,110	0.5	3555	0.25	7140.004	0.995798
9	2008	7,162	1.5	10743	2.25	7177.156	0.997888
10	2009	7,210	2.5	18025	6.25	7214.308	0.999403
11	2010	7,289	3.5	25511.5	12.25	7251.459	1.005177
12	2011	7,313	4.5	32908.5	20.25	7288.611	1.003346
13	2012	7,354	5.5	40447	30.25	7325.763	1.003855
14	2013	7,365	6.5	47872.5	42.25	7362.914	1.000283
suma	x	99,700	0	8452	227.5	99700	x

15

16

17

18

19

20

rok	t_{ij}	T_t
2014	7.5	7,400
2015	8.5	7,437
2016	9.5	7,474
2017	10.5	7,512
2018	11.5	7,549
2019	12.5	7,586
2020	13.5	7,623

b0 7121.429

b1 37.15165

Kuřim

i	rok	y_{ij}	t_{ij}	$y_{ij} * t_{ij}$	t^2	T_{ij}	$y_{ij}/T_{ij} = l_j$
1	2000	17,970	-6.5	-116805	42.25	17848.6	1.006802
2	2001	18,208	-5.5	-100144	30.25	18203.53	1.000246
3	2002	18,425	-4.5	-82912.5	20.25	18558.46	0.992809
4	2003	18,799	-3.5	-65796.5	12.25	18913.39	0.993952
5	2004	19,272	-2.5	-48180	6.25	19268.32	1.000191
6	2005	19,494	-1.5	-29241	2.25	19623.25	0.993414
7	2006	19,836	-0.5	-9918	0.25	19978.18	0.992883
8	2007	20,439	0.5	10219.5	0.25	20333.11	1.005208
9	2008	20,813	1.5	31219.5	2.25	20688.04	1.00604
10	2009	21,277	2.5	53192.5	6.25	21042.97	1.011122
11	2010	21,647	3.5	75764.5	12.25	21397.9	1.011641
12	2011	21,845	4.5	98302.5	20.25	21752.83	1.004237
13	2012	21,956	5.5	120758	30.25	22107.76	0.993136
14	2013	22,198	6.5	144287	42.25	22462.69	0.988217
suma	x	282,179	0	80746.5	227.5	282179	x

15

16

17

18

19

20

rok	t_{ij}	T_t
2014	7.5	22,818
2015	8.5	23,173
2016	9.5	23,527
2017	10.5	23,882
2018	11.5	24,237
2019	12.5	24,592
2020	13.5	24,947

b0 20155.64

b1 354.9297

Kyjev

i	rok	y_{ij}	t_{ij}	$y_{ij} * t_{ij}$	t^2	T_{ij}	$y_{ij}/T_{ij} = l_j$
1	2000	35,986	-6.5	-233909	42.25	35915.26	1.00197
2	2001	35,810	-5.5	-196955	30.25	35855.25	0.998738
3	2002	35,833	-4.5	-161249	20.25	35795.24	1.001055
4	2003	35,725	-3.5	-125038	12.25	35735.24	0.999714
5	2004	35,646	-2.5	-89115	6.25	35675.23	0.999181
6	2005	35,577	-1.5	-53365.5	2.25	35615.22	0.998927
7	2006	35,495	-0.5	-17747.5	0.25	35555.22	0.998306
8	2007	35,480	0.5	17740	0.25	35495.21	0.999571
9	2008	35,468	1.5	53202	2.25	35435.2	1.000926
10	2009	35,393	2.5	88482.5	6.25	35375.2	1.000503
11	2010	35,348	3.5	123718	12.25	35315.19	1.000929
12	2011	35,299	4.5	158845.5	20.25	35255.18	1.001243
13	2012	35,166	5.5	193413	30.25	35195.18	0.999171
14	2013	35,127	6.5	228325.5	42.25	35135.17	0.999767
suma	x	497,353	0	-13651.5	227.5	497353	x

15

16

17

18

19

20

rok	t_{ij}	T_t
2014	7.5	35,075
2015	8.5	35,015
2016	9.5	34,955
2017	10.5	34,895
2018	11.5	34,835
2019	12.5	34,775
2020	13.5	34,715

b0 35525.21

b1 -60.0066

Letovice

i	rok	y_{ij}	t_{ij}	$y_{ij} * t_{ij}$	t^2	T_{ij}	$y_{ij}/T_{ij} = l_j$
1	2000	9,932	-6.5	-64558	42.25	10041.09	0.989136
2	2001	10,012	-5.5	-55066	30.25	10059.37	0.995291
3	2002	10,049	-4.5	-45220.5	20.25	10077.65	0.997157
4	2003	10,121	-3.5	-35423.5	12.25	10095.94	1.002483
5	2004	10,097	-2.5	-25242.5	6.25	10114.22	0.998297
6	2005	10,229	-1.5	-15343.5	2.25	10132.5	1.009523
7	2006	10,248	-0.5	-5124	0.25	10150.79	1.009577
8	2007	10,222	0.5	5111	0.25	10169.07	1.005205
9	2008	10,263	1.5	15394.5	2.25	10187.35	1.007425
10	2009	10,262	2.5	25655	6.25	10205.64	1.005523
11	2010	10,210	3.5	35735	12.25	10223.92	0.998638
12	2011	10,220	4.5	45990	20.25	10242.2	0.997832
13	2012	10,179	5.5	55984.5	30.25	10260.49	0.992058
14	2013	10,195	6.5	66267.5	42.25	10278.77	0.99185
suma	x	142,239	0	4159.5	227.5	142239	x

15

16

17

18

19

20

rok	t_{ij}	T_t
2014	7.5	10,297
2015	8.5	10,315
2016	9.5	10,334
2017	10.5	10,352
2018	11.5	10,370
2019	12.5	10,388
2020	13.5	10,407

b0 10159.93

b1 18.28352

Mikulov

i	rok	y_{ij}	t_{ij}	$y_{ij} * t_{ij}$	t^2	T_{ij}	$y_{ij}/T_{ij} = l_j$
1	2000	19,970	-6.5	-129805	42.25	19831.17	1.007001
2	2001	19,907	-5.5	-109489	30.25	19813.82	1.004703
3	2002	19,854	-4.5	-89343	20.25	19796.46	1.002907
4	2003	19,732	-3.5	-69062	12.25	19779.1	0.997619
5	2004	19,696	-2.5	-49240	6.25	19761.75	0.996673
6	2005	19,663	-1.5	-29494.5	2.25	19744.39	0.995878
7	2006	19,607	-0.5	-9803.5	0.25	19727.04	0.993915
8	2007	19,606	0.5	9803	0.25	19709.68	0.99474
9	2008	19,647	1.5	29470.5	2.25	19692.32	0.997698
10	2009	19,619	2.5	49047.5	6.25	19674.97	0.997155
11	2010	19,650	3.5	68775	12.25	19657.61	0.999613
12	2011	19,651	4.5	88429.5	20.25	19640.25	1.000547
13	2012	19,695	5.5	108322.5	30.25	19622.9	1.003674
14	2013	19,760	6.5	128440	42.25	19605.54	1.007878
suma	x	276,057	0	-3948.5	227.5	276057	x

15

16

17

18

19

20

rok	t_{ij}	T_t
2014	7.5	19,588
2015	8.5	19,571
2016	9.5	19,553
2017	10.5	19,536
2018	11.5	19,519
2019	12.5	19,501
2020	13.5	19,484

b0 19718.36

b1 -17.356

Miroslav

i	rok	y_{ij}	t_{ij}	$y_{ij} * t_{ij}$	t^2	T_{ij}	$y_{ij}/T_{ij} = l_j$
1	2000	6,990	-6.5	-45435	42.25	7026.371	0.994824
2	2001	6,980	-5.5	-38390	30.25	7024.248	0.993701
3	2002	7,021	-4.5	-31594.5	20.25	7022.125	0.99984
4	2003	7,066	-3.5	-24731	12.25	7020.002	1.006552
5	2004	7,046	-2.5	-17615	6.25	7017.879	1.004007
6	2005	7,021	-1.5	-10531.5	2.25	7015.756	1.000747
7	2006	7,011	-0.5	-3505.5	0.25	7013.633	0.999625
8	2007	7,057	0.5	3528.5	0.25	7011.51	1.006488
9	2008	7,025	1.5	10537.5	2.25	7009.387	1.002227
10	2009	7,029	2.5	17572.5	6.25	7007.264	1.003102
11	2010	6,987	3.5	24454.5	12.25	7005.141	0.99741
12	2011	6,955	4.5	31297.5	20.25	7003.018	0.993143
13	2012	6,993	5.5	38461.5	30.25	7000.895	0.998872
14	2013	6,995	6.5	45467.5	42.25	6998.771	0.999461
suma	x	98,176	0	-483	227.5	98176	x

15

16

17

18

19

20

rok	t_{ij}	T_t
2014	7.5	6,997
2015	8.5	6,995
2016	9.5	6,992
2017	10.5	6,990
2018	11.5	6,988
2019	12.5	6,986
2020	13.5	6,984

b0 7012.571

b1 -2.12308

Moravský Krumlov

i	rok	y_{ij}	t_{ij}	$y_{ij} * t_{ij}$	t^2	T_{ij}	$y_{ij}/T_{ij} = l_j$
1	2000	15,431	-6.5	-100302	42.25	15344.43	1.005642
2	2001	15,329	-5.5	-84309.5	30.25	15335.07	0.999604
3	2002	15,296	-4.5	-68832	20.25	15325.7	0.998062
4	2003	15,289	-3.5	-53511.5	12.25	15316.34	0.998215
5	2004	15,288	-2.5	-38220	6.25	15306.98	0.99876
6	2005	15,276	-1.5	-22914	2.25	15297.62	0.998587
7	2006	15,256	-0.5	-7628	0.25	15288.25	0.99789
8	2007	15,267	0.5	7633.5	0.25	15278.89	0.999222
9	2008	15,257	1.5	22885.5	2.25	15269.53	0.99918
10	2009	15,295	2.5	38237.5	6.25	15260.16	1.002283
11	2010	15,283	3.5	53490.5	12.25	15250.8	1.002111
12	2011	15,244	4.5	68598	20.25	15241.44	1.000168
13	2012	15,242	5.5	83831	30.25	15232.08	1.000651
14	2013	15,217	6.5	98910.5	42.25	15222.71	0.999625
suma	x	213,970	0	-2130	227.5	213970	x

15

16

17

18

19

20

rok	t_{ij}	T_t
2014	7.5	15,213
2015	8.5	15,204
2016	9.5	15,195
2017	10.5	15,185
2018	11.5	15,176
2019	12.5	15,167
2020	13.5	15,157

b0 15283.57

b1 -9.36264

Pohořelice

i	rok	y_{ij}	t_{ij}	$y_{ij} * t_{ij}$	t^2	T_{ij}	$y_{ij}/T_{ij} = l_j$
1	2000	12,531	-6.5	-81451.5	42.25	12245.71	1.023297
2	2001	12,417	-5.5	-68293.5	30.25	12331.33	1.006947
3	2002	12,414	-4.5	-55863	20.25	12416.95	0.999763
4	2003	12,524	-3.5	-43834	12.25	12502.56	1.001715
5	2004	12,565	-2.5	-31412.5	6.25	12588.18	0.998159
6	2005	12,588	-1.5	-18882	2.25	12673.79	0.993231
7	2006	12,523	-0.5	-6261.5	0.25	12759.41	0.981472
8	2007	12,626	0.5	6313	0.25	12845.02	0.982949
9	2008	12,757	1.5	19135.5	2.25	12930.64	0.986572
10	2009	12,914	2.5	32285	6.25	13016.25	0.992144
11	2010	13,049	3.5	45671.5	12.25	13101.87	0.995965
12	2011	13,295	4.5	59827.5	20.25	13187.48	1.008153
13	2012	13,439	5.5	73914.5	30.25	13273.1	1.012499
14	2013	13,589	6.5	88328.5	42.25	13358.71	1.017239
suma	x	179,231	0	19477.5	227.5	179231	x

15

16

17

18

19

20

rok	t_{ij}	T_t
2014	7.5	13,444
2015	8.5	13,530
2016	9.5	13,616
2017	10.5	13,701
2018	11.5	13,787
2019	12.5	13,872
2020	13.5	13,958

b0 12802.21

b1 85.61538

Rosice

i	rok	y_{ij}	t_{ij}	$y_{ij} * t_{ij}$	t^2	T_{ij}	$y_{ij}/T_{ij} = l_j$
1	2000	22,818	-6.5	-148317	42.25	22489.6	1.014602
2	2001	22,799	-5.5	-125395	30.25	22683.49	1.005092
3	2002	22,836	-4.5	-102762	20.25	22877.37	0.998192
4	2003	22,968	-3.5	-80388	12.25	23071.26	0.995524
5	2004	23,089	-2.5	-57722.5	6.25	23265.14	0.992429
6	2005	23,220	-1.5	-34830	2.25	23459.03	0.989811
7	2006	23,381	-0.5	-11690.5	0.25	23652.91	0.988504
8	2007	23,954	0.5	11977	0.25	23846.8	1.004495
9	2008	24,163	1.5	36244.5	2.25	24040.69	1.005088
10	2009	24,208	2.5	60520	6.25	24234.57	0.998904
11	2010	24,395	3.5	85382.5	12.25	24428.46	0.99863
12	2011	24,671	4.5	111019.5	20.25	24622.34	1.001976
13	2012	24,904	5.5	136972	30.25	24816.23	1.003537
14	2013	25,092	6.5	163098	42.25	25010.11	1.003274
suma	x	332,498	0	44109	227.5	332498	x

15

16

17

18

19

20

rok	t_{ij}	T_t
2014	7.5	25,204
2015	8.5	25,398
2016	9.5	25,592
2017	10.5	25,786
2018	11.5	25,980
2019	12.5	26,173
2020	13.5	26,367

b0 23749.86

b1 193.8857

Rousínov

i	rok	y_{ij}	t_{ij}	$y_{ij} * t_{ij}$	t^2	T_{ij}	$y_{ij}/T_{ij} = l_j$
1	2000	7,543	-6.5	-49029.5	42.25	7371.6	1.023251
2	2001	7,489	-5.5	-41189.5	30.25	7444.354	1.005997
3	2002	7,538	-4.5	-33921	20.25	7517.108	1.002779
4	2003	7,636	-3.5	-26726	12.25	7589.862	1.006079
5	2004	7,626	-2.5	-19065	6.25	7662.615	0.995222
6	2005	7,589	-1.5	-11383.5	2.25	7735.369	0.981078
7	2006	7,608	-0.5	-3804	0.25	7808.123	0.97437
8	2007	7,758	0.5	3879	0.25	7880.877	0.984408
9	2008	7,941	1.5	11911.5	2.25	7953.631	0.998412
10	2009	8,048	2.5	20120	6.25	8026.385	1.002693
11	2010	8,136	3.5	28476	12.25	8099.138	1.004551
12	2011	8,158	4.5	36711	20.25	8171.892	0.9983
13	2012	8,322	5.5	45771	30.25	8244.646	1.009382
14	2013	8,431	6.5	54801.5	42.25	8317.4	1.013658
suma	x	109,823	0	16551.5	227.5	109823	x

15
16
17
18
19
20

rok	t_{ij}	T_t
2014	7.5	8,390
2015	8.5	8,463
2016	9.5	8,536
2017	10.5	8,608
2018	11.5	8,681
2019	12.5	8,754
2020	13.5	8,827

b0 7844.5
b1 72.75385

Slavkov u Brna

i	rok	y_{ij}	t_{ij}	$y_{ij} * t_{ij}$	t^2	T_{ij}	$y_{ij}/T_{ij} = l_j$
1	2000	19,794	-6.5	-128661	42.25	19553.31	1.012309
2	2001	19,865	-5.5	-109258	30.25	19753.97	1.005621
3	2002	19,974	-4.5	-89883	20.25	19954.62	1.000971
4	2003	20,022	-3.5	-70077	12.25	20155.28	0.993387
5	2004	20,230	-2.5	-50575	6.25	20355.93	0.993813
6	2005	20,414	-1.5	-30621	2.25	20556.59	0.993064
7	2006	20,694	-0.5	-10347	0.25	20757.24	0.996953
8	2007	20,887	0.5	10443.5	0.25	20957.9	0.996617
9	2008	21,107	1.5	31660.5	2.25	21158.55	0.997563
10	2009	21,330	2.5	53325	6.25	21359.21	0.998632
11	2010	21,548	3.5	75418	12.25	21559.86	0.99945
12	2011	21,819	4.5	98185.5	20.25	21760.52	1.002687
13	2012	22,055	5.5	121302.5	30.25	21961.17	1.004272
14	2013	22,267	6.5	144735.5	42.25	22161.83	1.004746
suma	x	292,006	0	45649	227.5	292006	x

- 15
- 16
- 17
- 18
- 19
- 20

rok	t_{ij}	T_t
2014	7.5	22,362
2015	8.5	22,563
2016	9.5	22,764
2017	10.5	22,964
2018	11.5	23,165
2019	12.5	23,366
2020	13.5	23,566

b0 20857.57
b1 200.6549

Strážnice

i	rok	y_{ij}	t_{ij}	$y_{ij} * t_{ij}$	t^2	T_{ij}	$y_{ij}/T_{ij} = l_j$
1	2000	7,728	-6.5	-50232	42.25	7645.086	1.010845
2	2001	7,644	-5.5	-42042	30.25	7627.402	1.002176
3	2002	7,598	-4.5	-34191	20.25	7609.719	0.99846
4	2003	7,591	-3.5	-26568.5	12.25	7592.035	0.999864
5	2004	7,551	-2.5	-18877.5	6.25	7574.352	0.996917
6	2005	7,522	-1.5	-11283	2.25	7556.668	0.995412
7	2006	7,478	-0.5	-3739	0.25	7538.985	0.991911
8	2007	7,478	0.5	3739	0.25	7521.301	0.994243
9	2008	7,497	1.5	11245.5	2.25	7503.618	0.999118
10	2009	7,478	2.5	18695	6.25	7485.934	0.99894
11	2010	7,461	3.5	26113.5	12.25	7468.251	0.999029
12	2011	7,487	4.5	33691.5	20.25	7450.567	1.00489
13	2012	7,483	5.5	41156.5	30.25	7432.884	1.006743
14	2013	7,426	6.5	48269	42.25	7415.2	1.001456
suma	x	105,422	0	-4023	227.5	105422	x

15

16

17

18

19

20

rok	t_{ij}	T_t
2014	7.5	7,398
2015	8.5	7,380
2016	9.5	7,362
2017	10.5	7,344
2018	11.5	7,327
2019	12.5	7,309
2020	13.5	7,291

b0 7530.143

b1 -17.6835

Šlapanice

i	rok	y_{ij}	t_{ij}	$y_{ij} * t_{ij}$	t^2	T_{ij}	$y_{ij}/T_{ij} = l_j$
1	2000	51,245	-6.5	-333093	42.25	50412.89	1.016506
2	2001	51,629	-5.5	-283960	30.25	51493.42	1.002633
3	2002	52,440	-4.5	-235980	20.25	52573.95	0.997452
4	2003	53,464	-3.5	-187124	12.25	53654.49	0.99645
5	2004	54,667	-2.5	-136668	6.25	54735.02	0.998757
6	2005	55,107	-1.5	-82660.5	2.25	55815.56	0.987305
7	2006	56,157	-0.5	-28078.5	0.25	56896.09	0.98701
8	2007	57,965	0.5	28982.5	0.25	57976.62	0.9998
9	2008	59,169	1.5	88753.5	2.25	59057.16	1.001894
10	2009	60,278	2.5	150695	6.25	60137.69	1.002333
11	2010	61,383	3.5	214840.5	12.25	61218.23	1.002692
12	2011	62,661	4.5	281974.5	20.25	62298.76	1.005815
13	2012	63,498	5.5	349239	30.25	63379.29	1.001873
14	2013	64,446	6.5	418899	42.25	64459.83	0.999785
suma	x	804,109	0	245821.5	227.5	804109	x

15

16

17

18

19

20

rok	t_{ij}	T_t
2014	7.5	65,540
2015	8.5	66,621
2016	9.5	67,701
2017	10.5	68,782
2018	11.5	69,862
2019	12.5	70,943
2020	13.5	72,024

b0 57436.36

b1 1080.534

Tišnov

i	rok	y_{ij}	t_{ij}	$y_{ij} * t_{ij}$	t^2	T_{ij}	$y_{ij}/T_{ij} = l_j$
1	2000	27,199	-6.5	-176794	42.25	26685.23	1.019253
2	2001	27,155	-5.5	-149353	30.25	26923.72	1.00859
3	2002	27,192	-4.5	-122364	20.25	27162.21	1.001097
4	2003	27,335	-3.5	-95672.5	12.25	27400.71	0.997602
5	2004	27,417	-2.5	-68542.5	6.25	27639.2	0.991961
6	2005	27,520	-1.5	-41280	2.25	27877.69	0.987169
7	2006	27,656	-0.5	-13828	0.25	28116.18	0.983633
8	2007	28,141	0.5	14070.5	0.25	28354.67	0.992464
9	2008	28,549	1.5	42823.5	2.25	28593.17	0.998455
10	2009	28,801	2.5	72002.5	6.25	28831.66	0.998937
11	2010	29,066	3.5	101731	12.25	29070.15	0.999857
12	2011	29,491	4.5	132709.5	20.25	29308.64	1.006222
13	2012	29,778	5.5	163779	30.25	29547.14	1.007813
14	2013	29,996	6.5	194974	42.25	29785.63	1.007063
suma	x	395,296	0	54257	227.5	395296	x

15

16

17

18

19

20

rok	t_{ij}	T_t
2014	7.5	30,024
2015	8.5	30,263
2016	9.5	30,501
2017	10.5	30,740
2018	11.5	30,978
2019	12.5	31,217
2020	13.5	31,455

b0 28235.43

b1 238.4923

Velká nad Veličkou

i	rok	y_{ij}	t_{ij}	$y_{ij} * t_{ij}$	t^2	T_{ij}	$y_{ij}/T_{ij} = l_j$
1	2000	8,760	-6.5	-56940	42.25	8718.486	1.004762
2	2001	8,752	-5.5	-48136	30.25	8663.763	1.010185
3	2002	8,623	-4.5	-38803.5	20.25	8609.04	1.001622
4	2003	8,537	-3.5	-29879.5	12.25	8554.316	0.997976
5	2004	8,434	-2.5	-21085	6.25	8499.593	0.992283
6	2005	8,379	-1.5	-12568.5	2.25	8444.87	0.9922
7	2006	8,299	-0.5	-4149.5	0.25	8390.147	0.989136
8	2007	8,361	0.5	4180.5	0.25	8335.424	1.003068
9	2008	8,277	1.5	12415.5	2.25	8280.701	0.999553
10	2009	8,217	2.5	20542.5	6.25	8225.978	0.998909
11	2010	8,170	3.5	28595	12.25	8171.255	0.999846
12	2011	8,143	4.5	36643.5	20.25	8116.532	1.003261
13	2012	8,090	5.5	44495	30.25	8061.809	1.003497
14	2013	8,037	6.5	52240.5	42.25	8007.086	1.003736
suma	x	117,079	0	-12449.5	227.5	117079	x

- 15
- 16
- 17
- 18
- 19
- 20

rok	t_{ij}	T_t
2014	7.5	7,952
2015	8.5	7,898
2016	9.5	7,843
2017	10.5	7,788
2018	11.5	7,733
2019	12.5	7,679
2020	13.5	7,624

b0 8362.786

b1 -54.7231

Velké Opatovice

i	rok	y_{ij}	t_{ij}	$y_{ij} * t_{ij}$	t^2	T_{ij}	$y_{ij}/T_{ij} = l_j$
1	2000	6,324	-6.5	-41106	42.25	6359.314	0.994447
2	2001	6,298	-5.5	-34639	30.25	6331.969	0.994635
3	2002	6,314	-4.5	-28413	20.25	6304.624	1.001487
4	2003	6,303	-3.5	-22060.5	12.25	6277.279	1.004097
5	2004	6,269	-2.5	-15672.5	6.25	6249.934	1.003051
6	2005	6,226	-1.5	-9339	2.25	6222.589	1.000548
7	2006	6,182	-0.5	-3091	0.25	6195.244	0.997862
8	2007	6,154	0.5	3077	0.25	6167.899	0.997747
9	2008	6,177	1.5	9265.5	2.25	6140.554	1.005935
10	2009	6,153	2.5	15382.5	6.25	6113.209	1.006509
11	2010	6,165	3.5	21577.5	12.25	6085.864	1.013003
12	2011	6,030	4.5	27135	20.25	6058.519	0.995293
13	2012	5,993	5.5	32961.5	30.25	6031.174	0.993671
14	2013	5,954	6.5	38701	42.25	6003.829	0.991701
suma	x	86,542	0	-6221	227.5	86542	x

15

16

17

18

19

20

rok	t_{ij}	T_t
2014	7.5	5,976
2015	8.5	5,949
2016	9.5	5,922
2017	10.5	5,894
2018	11.5	5,867
2019	12.5	5,840
2020	13.5	5,812

b0 6181.571

b1 -27.3451

Veselí nad Moravou

i	rok	y_{ij}	t_{ij}	$y_{ij} * t_{ij}$	t^2	T_{ij}	$y_{ij}/T_{ij} = l_j$
1	2000	24,476	-6.5	-159094	42.25	24294.34	1.007477
2	2001	24,120	-5.5	-132660	30.25	24213.6	0.996134
3	2002	24,076	-4.5	-108342	20.25	24132.85	0.997644
4	2003	24,027	-3.5	-84094.5	12.25	24052.11	0.998956
5	2004	23,961	-2.5	-59902.5	6.25	23971.36	0.999568
6	2005	23,868	-1.5	-35802	2.25	23890.62	0.999053
7	2006	23,763	-0.5	-11881.5	0.25	23809.87	0.998031
8	2007	23,715	0.5	11857.5	0.25	23729.13	0.999405
9	2008	23,646	1.5	35469	2.25	23648.38	0.999899
10	2009	23,592	2.5	58980	6.25	23567.64	1.001034
11	2010	23,502	3.5	82257	12.25	23486.89	1.000643
12	2011	23,487	4.5	105691.5	20.25	23406.15	1.003454
13	2012	23,358	5.5	128469	30.25	23325.4	1.001398
14	2013	23,182	6.5	150683	42.25	23244.66	0.997304
suma	x	332,773	0	-18369.5	227.5	332773	x

15

16

17

18

19

20

rok	t_{ij}	T_t
2014	7.5	23,164
2015	8.5	23,083
2016	9.5	23,002
2017	10.5	22,922
2018	11.5	22,841
2019	12.5	22,760
2020	13.5	22,679

b0 23769.5

b1 -80.7451

Vranov nad Dyjí

i	rok	y_{ij}	t_{ij}	$y_{ij} * t_{ij}$	t^2	T_{ij}	$y_{ij}/T_{ij} = l_j$
1	2000	5,466	-6.5	-35529	42.25	5474.914	0.998372
2	2001	5,469	-5.5	-30079.5	30.25	5449.191	1.003635
3	2002	5,455	-4.5	-24547.5	20.25	5423.468	1.005814
4	2003	5,406	-3.5	-18921	12.25	5397.745	1.001529
5	2004	5,359	-2.5	-13397.5	6.25	5372.022	0.997576
6	2005	5,314	-1.5	-7971	2.25	5346.299	0.993959
7	2006	5,335	-0.5	-2667.5	0.25	5320.576	1.002711
8	2007	5,311	0.5	2655.5	0.25	5294.853	1.00305
9	2008	5,229	1.5	7843.5	2.25	5269.13	0.992384
10	2009	5,202	2.5	13005	6.25	5243.407	0.992103
11	2010	5,197	3.5	18189.5	12.25	5217.684	0.996036
12	2011	5,208	4.5	23436	20.25	5191.96	1.003089
13	2012	5,189	5.5	28539.5	30.25	5166.237	1.004406
14	2013	5,168	6.5	33592	42.25	5140.514	1.005347
suma	x	74,308	0	-5852	227.5	74308	x

15

16

17

18

19

20

rok	t_{ij}	T_t
2014	7.5	5,115
2015	8.5	5,089
2016	9.5	5,063
2017	10.5	5,038
2018	11.5	5,012
2019	12.5	4,986
2020	13.5	4,960

b0 5307.714

b1 -25.7231

Vyškov

i	rok	y_{ij}	t_{ij}	$y_{ij} * t_{ij}$	t^2	T_{ij}	$y_{ij}/T_{ij} = l_j$
1	2000	37,691	-6.5	-244992	42.25	37453.8	1.006333
2	2001	37,457	-5.5	-206014	30.25	37473.53	0.999559
3	2002	37,419	-4.5	-168386	20.25	37493.27	0.998019
4	2003	37,436	-3.5	-131026	12.25	37513	0.997947
5	2004	37,530	-2.5	-93825	6.25	37532.74	0.999927
6	2005	37,446	-1.5	-56169	2.25	37552.47	0.997165
7	2006	37,471	-0.5	-18735.5	0.25	37572.2	0.997306
8	2007	37,492	0.5	18746	0.25	37591.94	0.997341
9	2008	37,591	1.5	56386.5	2.25	37611.67	0.99945
10	2009	37,749	2.5	94372.5	6.25	37631.41	1.003125
11	2010	37,776	3.5	132216	12.25	37651.14	1.003316
12	2011	37,724	4.5	169758	20.25	37670.87	1.00141
13	2012	37,729	5.5	207509.5	30.25	37690.61	1.001019
14	2013	37,638	6.5	244647	42.25	37710.34	0.998082
suma	x	526,149	0	4489.5	227.5	526149	x

15

16

17

18

19

20

rok	t_{ij}	T_t
2014	7.5	37,730
2015	8.5	37,750
2016	9.5	37,770
2017	10.5	37,789
2018	11.5	37,809
2019	12.5	37,829
2020	13.5	37,848

b0 37582.07

b1 19.73407

Znojmo

i	rok	y_{ij}	t_{ij}	$y_{ij} * t_{ij}$	t^2	T_{ij}	$y_{ij}/T_{ij} = l_j$
1	2000	73,357	-6.5	-476821	42.25	73278	1.001078
2	2001	73,467	-5.5	-404069	30.25	73384.48	1.001124
3	2002	73,475	-4.5	-330638	20.25	73490.97	0.999783
4	2003	73,448	-3.5	-257068	12.25	73597.45	0.997969
5	2004	73,569	-2.5	-183923	6.25	73703.93	0.998169
6	2005	73,701	-1.5	-110552	2.25	73810.42	0.998518
7	2006	73,784	-0.5	-36892	0.25	73916.9	0.998202
8	2007	73,912	0.5	36956	0.25	74023.38	0.998495
9	2008	74,353	1.5	111529.5	2.25	74129.87	1.00301
10	2009	74,637	2.5	186592.5	6.25	74236.35	1.005397
11	2010	74,687	3.5	261404.5	12.25	74342.84	1.004629
12	2011	74,303	4.5	334363.5	20.25	74449.32	0.998035
13	2012	74,439	5.5	409414.5	30.25	74555.8	0.998433
14	2013	74,450	6.5	483925	42.25	74662.29	0.997157
suma	x	1,035,582	0	24225	227.5	1035582	x

- 15
- 16
- 17
- 18
- 19
- 20

rok	t_{ij}	T_t
2014	7.5	74,769
2015	8.5	74,875
2016	9.5	74,982
2017	10.5	75,088
2018	11.5	75,195
2019	12.5	75,301
2020	13.5	75,408

b0 73970.14

b1 106.4835

Ždánice

i	rok	y_{ij}	t_{ij}	$y_{ij} * t_{ij}$	t^2	T_{ij}	$y_{ij}/T_{ij} = l_j$
1	2000	8,503	-6.5	-55269.5	42.25	8403.943	1.011787
2	2001	8,403	-5.5	-46216.5	30.25	8410.897	0.999061
3	2002	8,450	-4.5	-38025	20.25	8417.851	1.003819
4	2003	8,421	-3.5	-29473.5	12.25	8424.804	0.999548
5	2004	8,407	-2.5	-21017.5	6.25	8431.758	0.997064
6	2005	8,381	-1.5	-12571.5	2.25	8438.712	0.993161
7	2006	8,376	-0.5	-4188	0.25	8445.666	0.991751
8	2007	8,386	0.5	4193	0.25	8452.62	0.992118
9	2008	8,447	1.5	12670.5	2.25	8459.574	0.998514
10	2009	8,476	2.5	21190	6.25	8466.527	1.001119
11	2010	8,481	3.5	29683.5	12.25	8473.481	1.000887
12	2011	8,496	4.5	38232	20.25	8480.435	1.001835
13	2012	8,522	5.5	46871	30.25	8487.389	1.004078
14	2013	8,539	6.5	55503.5	42.25	8494.343	1.005257
suma	x	118,288	0	1582	227.5	118288	x

15

16

17

18

19

20

rok	t_{ij}	T_t
2014	7.5	8,501
2015	8.5	8,508
2016	9.5	8,515
2017	10.5	8,522
2018	11.5	8,529
2019	12.5	8,536
2020	13.5	8,543

b0 8449.143
b1 6.953846

Židlochovice

i	rok	y_{ij}	t_{ij}	$y_{ij} * t_{ij}$	t^2	T_{ij}	$y_{ij}/T_{ij} = l_j$
1	2000	27,145	-6.5	-176443	42.25	26578.91	1.021298
2	2001	27,244	-5.5	-149842	30.25	26923.45	1.011906
3	2002	27,334	-4.5	-123003	20.25	27268	1.002421
4	2003	27,506	-3.5	-96271	12.25	27612.54	0.996142
5	2004	27,805	-2.5	-69512.5	6.25	27957.08	0.99456
6	2005	27,860	-1.5	-41790	2.25	28301.62	0.984396
7	2006	28,039	-0.5	-14019.5	0.25	28646.16	0.978805
8	2007	28,826	0.5	14413	0.25	28990.7	0.994319
9	2008	29,167	1.5	43750.5	2.25	29335.24	0.994265
10	2009	29,608	2.5	74020	6.25	29679.78	0.997582
11	2010	29,958	3.5	104853	12.25	30024.32	0.997791
12	2011	30,501	4.5	137254.5	20.25	30368.86	1.004351
13	2012	31,050	5.5	170775	30.25	30713.4	1.010959
14	2013	31,415	6.5	204197.5	42.25	31057.94	1.011496
suma	x	403,458	0	78383	227.5	403458	x

15

16

17

18

19

20

rok	t_{ij}	T_t
2014	7.5	31,402
2015	8.5	31,747
2016	9.5	32,092
2017	10.5	32,436
2018	11.5	32,781
2019	12.5	33,125
2020	13.5	33,470

b0 28818.43

b1 344.5407

POÚ	2000	2001	2002	2003	2004	2005
Adamov	5,076	4,964	4,878	4,871	4,895	4,885
Blansko	48,902	48,849	48,816	48,872	49,027	49,271
Boskovice	34,006	33,946	33,861	33,825	33,758	33,690
Brno	383,034	375,265	371,448	369,715	368,296	366,904
Břeclav	60,245	59,757	59,104	58,924	58,751	58,719
Bučovice	15,796	15,733	15,682	15,784	15,800	15,758
Bzenec	12,113	12,045	12,078	12,098	12,086	12,121
Hodonín	63,582	63,149	62,686	62,187	62,053	61,955
Hrušovany nad Jevišovkou	11,058	10,980	11,025	11,070	11,101	11,162
Hustopeče	27,536	27,518	27,464	27,443	27,538	27,564
Ivančice	23,087	23,042	23,076	23,135	23,385	23,459
Ivanovice na Hané	5,562	5,571	5,583	5,598	5,593	5,586
Klobouky u Brna	6,969	6,943	6,937	6,925	6,978	6,988
Kuřim	17,957	18,113	18,332	18,585	19,016	19,400
Kyjov	36,057	35,874	35,838	35,761	35,689	35,649
Letovice	9,930	10,011	9,999	10,043	10,070	10,185
Mikulov	19,977	19,903	19,881	19,791	19,699	19,714
Miroslav	6,980	7,011	6,986	7,036	7,067	7,044
Moravský Krumlov	15,461	15,352	15,322	15,268	15,307	15,288
Pohořelice	12,498	12,414	12,432	12,443	12,529	12,573
Rosice	22,835	22,796	22,864	22,884	23,003	23,165
Rousínov	7,544	7,479	7,506	7,590	7,646	7,629
Slavkov u Brna	19,761	19,783	19,957	20,019	20,136	20,329
Strážnice	7,753	7,683	7,609	7,572	7,582	7,538
Šlapanice	50,916	51,423	52,105	52,916	53,944	54,995
Tišnov	27,236	27,133	27,193	27,250	27,388	27,485
Velká nad Veličkou	8,783	8,776	8,679	8,559	8,457	8,405
Velké Opatovice	6,339	6,308	6,300	6,315	6,285	6,236
Veselí nad Moravou	24,522	24,170	24,098	24,102	23,983	23,931
Vranov nad Dyjí	5,496	5,501	5,455	5,430	5,384	5,321
Vyškov	37,708	37,518	37,480	37,384	37,482	37,481
Znojmo	73,367	73,402	73,439	73,450	73,502	73,659
Ždánice	8,466	8,446	8,425	8,444	8,396	8,390
Židlochovice	27,200	27,162	27,256	27,405	27,617	27,801

2006	2007	2008	2009	2010	2011	2012	2013
4,859	4,869	4,744	4,716	4,695	4,586	4,581	4,598
49,736	50,146	50,608	50,935	51,082	50,883	51,201	51,525
33,775	33,937	34,237	34,389	34,570	35,005	35,092	35,310
366,384	366,812	369,659	371,367	370,951	378,968	378,191	377,214
58,604	58,685	58,717	58,877	58,824	59,728	59,777	59,604
15,730	15,747	15,759	15,786	15,833	15,973	15,943	15,947
12,149	12,154	12,139	12,152	12,225	12,210	12,180	12,120
61,801	61,644	61,586	61,569	61,358	61,582	61,452	61,323
11,155	11,211	11,340	11,451	11,553	11,534	11,558	11,544
27,600	27,678	27,749	27,874	28,024	28,074	28,136	28,156
23,318	23,492	23,731	23,788	23,741	24,018	24,010	24,026
5,607	5,591	5,635	5,698	5,743	5,691	5,734	5,740
7,031	7,087	7,136	7,214	7,254	7,280	7,325	7,324
19,713	20,083	20,616	21,080	21,466	21,733	21,934	22,109
35,510	35,453	35,470	35,444	35,391	35,289	35,196	35,142
10,242	10,190	10,266	10,241	10,246	10,151	10,219	10,182
19,615	19,591	19,627	19,656	19,642	19,595	19,657	19,700
7,010	7,030	7,023	7,015	6,993	6,947	6,968	6,985
15,274	15,268	15,273	15,281	15,273	15,247	15,242	15,198
12,560	12,574	12,676	12,854	13,000	13,256	13,377	13,492
23,294	23,704	24,037	24,146	24,302	24,547	24,822	24,994
7,564	7,642	7,873	8,006	8,099	8,076	8,226	8,436
20,511	20,827	20,993	21,236	21,448	21,690	21,917	22,195
7,503	7,473	7,481	7,485	7,472	7,474	7,486	7,448
55,624	56,931	58,500	59,783	60,789	62,239	63,180	63,999
27,603	27,913	28,336	28,679	28,976	29,260	29,672	29,936
8,322	8,335	8,329	8,245	8,200	8,175	8,100	8,077
6,203	6,182	6,153	6,166	6,157	6,053	5,985	5,973
23,831	23,747	23,684	23,631	23,534	23,562	23,424	23,267
5,328	5,336	5,268	5,207	5,210	5,204	5,203	5,179
37,475	37,482	37,529	37,640	37,765	37,683	37,704	37,635
73,710	73,818	74,107	74,529	74,649	74,187	74,324	74,341
8,376	8,380	8,427	8,449	8,493	8,472	8,481	8,528
27,968	28,406	28,904	29,417	29,804	30,259	30,843	31,328