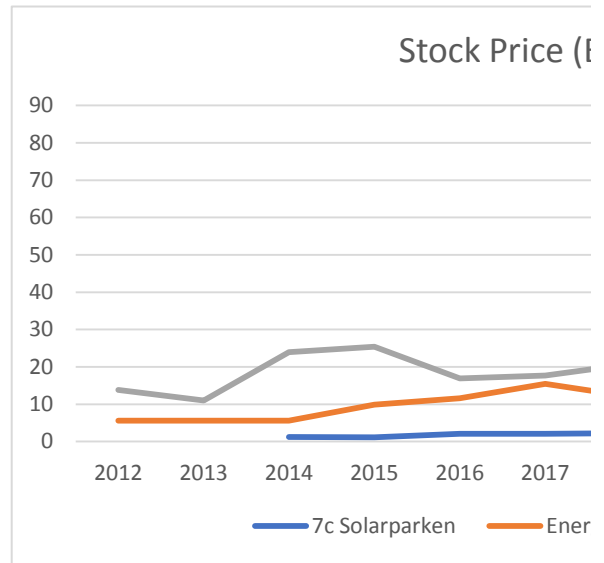
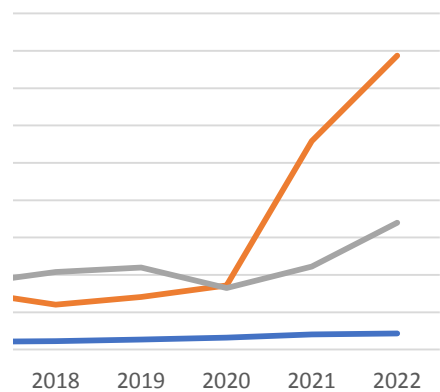


	2012	2013	2014	2015	2016	2017	2018	2019
7c Solarparken			1.25	1.12	2.03	2.03	2.24	2.68
Energiekon	5.6	5.6	5.57	9.85	11.62	15.46	12	14.04
ČEZ	13.78335	10.95392	23.93854	25.35382	16.94298	17.63041	20.78447	21.9167
	341	271	307	353	273	306	417	435

	2020	2021	2022
	3.15	4.03	4.3
	17.19	55.81	78.7
	16.45774	22.24019	33.92641
	394	550	848



EUR)



giekontor — ČEZ

year	ČEZ	% Change	Converted to EURO	7c Solarparken	% Change
2014		40	1.617468662		
2015		40	1.617468662		0%
2016		33	1.334411646		-18%
2017		33	1.334411646		0%
2018		24	0.970481197	0.09	0
2019		34	1.374848362	0.1	11%
2020		52	2.10270926	0.11	10%
2021		52	2.10270926	0.11	0%
					7.12%
					5.3%

#### Dividend growth

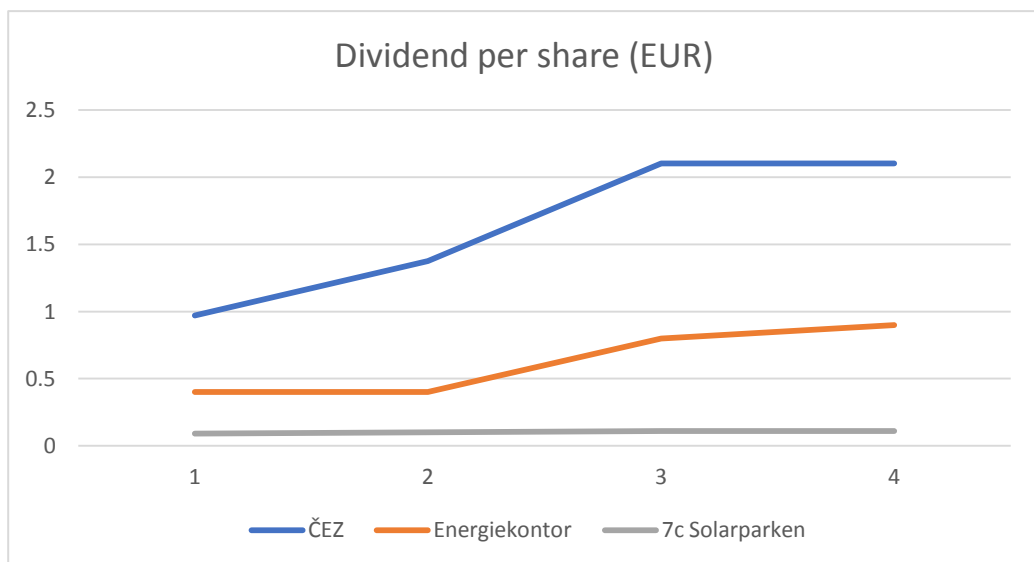
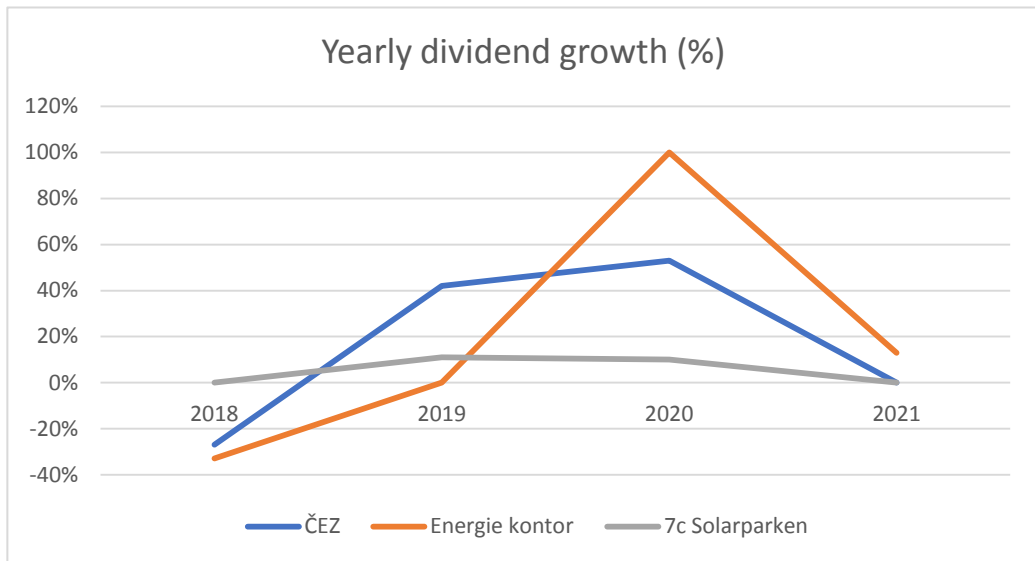
	2018	2019	2020	2021
ČEZ	-27%	42%	53%	0%
Energie kontor	-33%	0%	100%	13%
7c Solarparken	0%	11%	10%	0%

#### Dividend per share

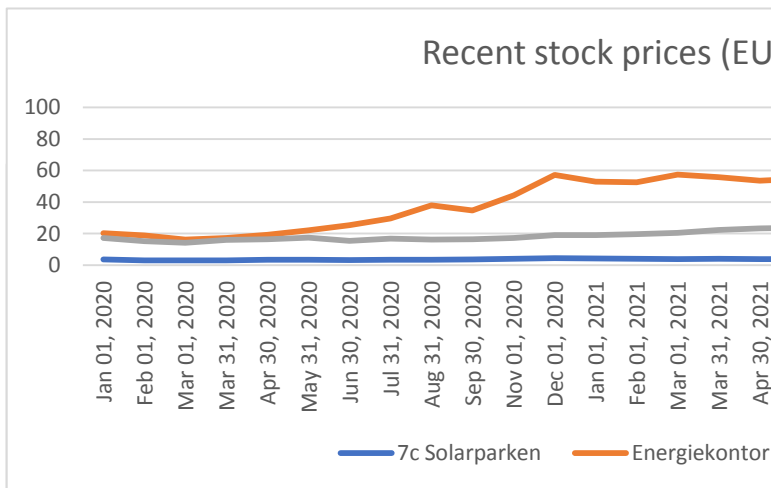
	2018	2019	2020	2021
ČEZ	0.970481197	1.374848362	2.10270926	2.10270926
Energiekontor	0.4	0.4	0.8	0.9
7c Solarparken	0.09	0.1	0.11	0.11

Energiekontor % Change

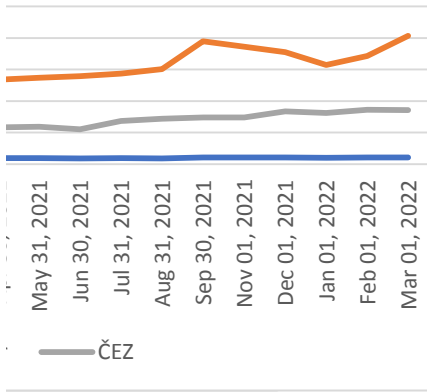
0.6	
0.4	-33%
0.4	0%
0.8	100%
0.9	13%
	20%



	7c Solarparken	Energiekontor	ČEZ	ČEZ in CZE
Jan 01, 2020	3.5716	20.21	17.25353821	426.68
Feb 01, 2020	3.1374	18.89	15.29235746	378.18
Mar 01, 2020	3.0246	16.29	14.12818439	349.39
Mar 31, 2020	3.1561	17.19	15.97128993	394.97
Apr 30, 2020	3.4755	19.36	16.47391832	407.4
May 31, 2020	3.4192	22.18	17.53052972	433.53
Jun 30, 2020	3.3628	25.44	15.46906591	382.55
Jul 31, 2020	3.4072	29.58	16.84350991	416.54
Aug 31, 2020	3.5233	37.86	16.23048928	401.38
Sep 30, 2020	3.6298	34.71	16.41609381	405.97
Nov 01, 2020	4.0751	44.27	17.3263243	428.48
Dec 01, 2020	4.4526	57.19	19.12778002	473.03
Jan 01, 2021	4.2825	53.05	19.16457744	473.94
Feb 01, 2021	4.0009	52.65	19.64739183	485.88
Mar 01, 2021	3.962	57.38	20.42741609	505.17
Mar 31, 2021	4.0397	55.81	22.26607359	550.64
Apr 30, 2021	3.9135	53.64	23.25030328	574.98
May 31, 2021	3.8941	54.7	23.69591589	586
Jun 30, 2021	3.6901	55.8	22.17306915	548.34
Jul 31, 2021	3.83	57.5	27.43631217	678.5
Aug 31, 2021	3.75	60.2	28.81116053	712.5
Sep 30, 2021	4.18	77.9	29.64011322	733
Nov 01, 2021	4.24	74.5	29.72098666	735
Dec 01, 2021	4.345	71	33.44116458	827
Jan 01, 2022	4.13	62.8	32.47068338	803
Feb 01, 2022	4.23	68.5	34.55317428	854.5
Mar 01, 2022	4.335	81.3	34.29033562	848



IR)



— ČEZ