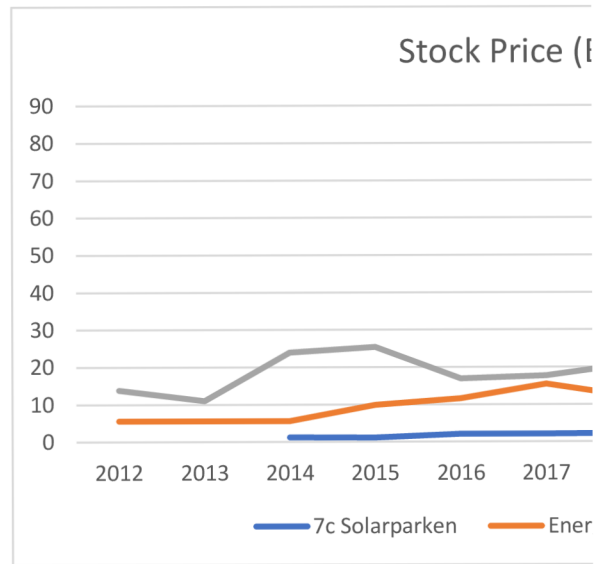
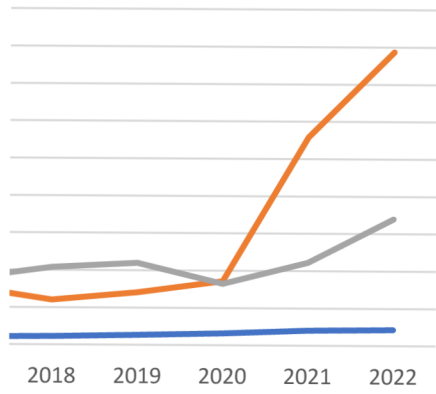


|                | 2012     | 2013     | 2014     | 2015     | 2016     | 2017     | 2018     | 2019    |
|----------------|----------|----------|----------|----------|----------|----------|----------|---------|
| 7c Solarparken |          |          | 1.25     | 1.12     | 2.03     | 2.03     | 2.24     | 2.68    |
| Energiekon     | 5.6      | 5.6      | 5.57     | 9.85     | 11.62    | 15.46    | 12       | 14.04   |
| ČEZ            | 13.78335 | 10.95392 | 23.93854 | 25.35382 | 16.94298 | 17.63041 | 20.78447 | 21.9167 |
|                | 341      | 271      | 307      | 353      | 273      | 306      | 417      | 435     |

|  | 2020     | 2021     | 2022     |
|--|----------|----------|----------|
|  | 3.15     | 4.03     | 4.3      |
|  | 17.19    | 55.81    | 78.7     |
|  | 16.45774 | 22.24019 | 33.92641 |
|  | 394      | 550      | 848      |



EUR)



giekontor — ČEZ

| year | ČEZ | % Change | Converted to EURO | 7c Solarparken | % Change |
|------|-----|----------|-------------------|----------------|----------|
| 2014 |     | 40       | 1.617468662       |                |          |
| 2015 |     | 40       | 1.617468662       |                | 0%       |
| 2016 |     | 33       | 1.334411646       |                | -18%     |
| 2017 |     | 33       | 1.334411646       |                | 0%       |
| 2018 |     | 24       | 0.970481197       | 0.09           | 0        |
| 2019 |     | 34       | 1.374848362       | 0.1            | 11%      |
| 2020 |     | 52       | 2.10270926        | 0.11           | 10%      |
| 2021 |     | 52       | 2.10270926        | 0.11           | 0%       |
|      |     |          |                   |                | 7.12%    |
|      |     |          |                   |                | 5.3%     |

#### Dividend growth

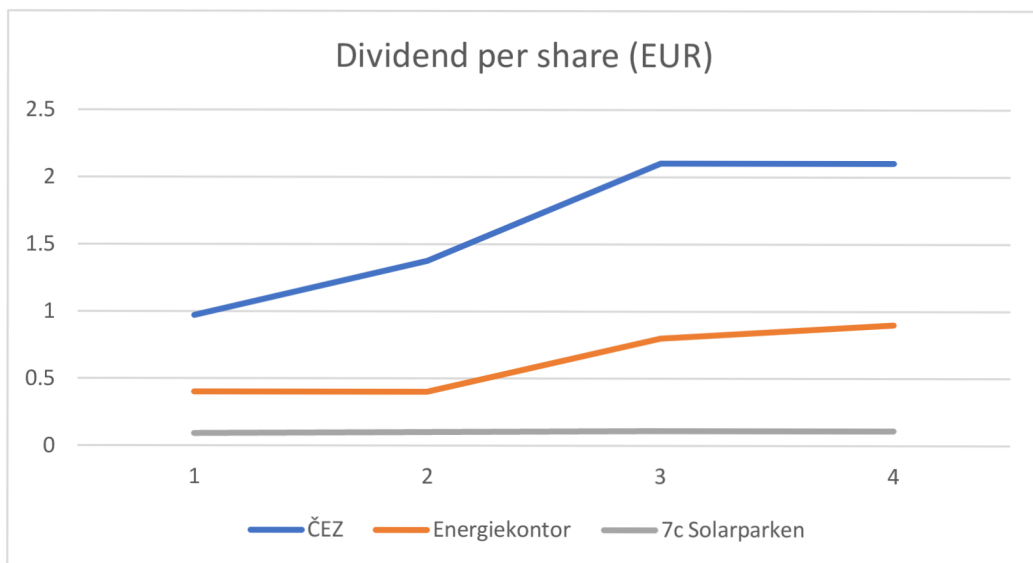
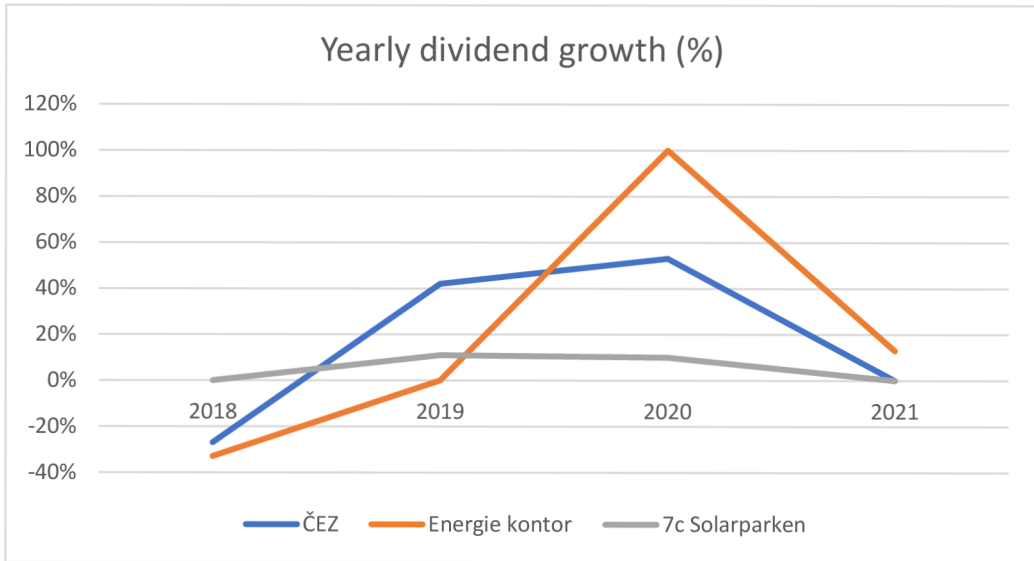
|                | 2018 | 2019 | 2020 | 2021 |
|----------------|------|------|------|------|
| ČEZ            | -27% | 42%  | 53%  | 0%   |
| Energie kontor | -33% | 0%   | 100% | 13%  |
| 7c Solarparken | 0%   | 11%  | 10%  | 0%   |

#### Dividend per share

|                | 2018        | 2019        | 2020       | 2021       |
|----------------|-------------|-------------|------------|------------|
| ČEZ            | 0.970481197 | 1.374848362 | 2.10270926 | 2.10270926 |
| Energiekontor  | 0.4         | 0.4         | 0.8        | 0.9        |
| 7c Solarparken | 0.09        | 0.1         | 0.11       | 0.11       |

Energiekontor % Change

|     |      |
|-----|------|
| 0.6 |      |
| 0.4 | -33% |
| 0.4 | 0%   |
| 0.8 | 100% |
| 0.9 | 13%  |
|     | 20%  |



|              | 7c Solarparken | Energiekontor | ČEZ         | ČEZ in CZE |
|--------------|----------------|---------------|-------------|------------|
| Jan 01, 2020 | 3.5716         | 20.21         | 17.25353821 | 426.68     |
| Feb 01, 2020 | 3.1374         | 18.89         | 15.29235746 | 378.18     |
| Mar 01, 2020 | 3.0246         | 16.29         | 14.12818439 | 349.39     |
| Mar 31, 2020 | 3.1561         | 17.19         | 15.97128993 | 394.97     |
| Apr 30, 2020 | 3.4755         | 19.36         | 16.47391832 | 407.4      |
| May 31, 2020 | 3.4192         | 22.18         | 17.53052972 | 433.53     |
| Jun 30, 2020 | 3.3628         | 25.44         | 15.46906591 | 382.55     |
| Jul 31, 2020 | 3.4072         | 29.58         | 16.84350991 | 416.54     |
| Aug 31, 2020 | 3.5233         | 37.86         | 16.23048928 | 401.38     |
| Sep 30, 2020 | 3.6298         | 34.71         | 16.41609381 | 405.97     |
| Nov 01, 2020 | 4.0751         | 44.27         | 17.3263243  | 428.48     |
| Dec 01, 2020 | 4.4526         | 57.19         | 19.12778002 | 473.03     |
| Jan 01, 2021 | 4.2825         | 53.05         | 19.16457744 | 473.94     |
| Feb 01, 2021 | 4.0009         | 52.65         | 19.64739183 | 485.88     |
| Mar 01, 2021 | 3.962          | 57.38         | 20.42741609 | 505.17     |
| Mar 31, 2021 | 4.0397         | 55.81         | 22.26607359 | 550.64     |
| Apr 30, 2021 | 3.9135         | 53.64         | 23.25030328 | 574.98     |
| May 31, 2021 | 3.8941         | 54.7          | 23.69591589 | 586        |
| Jun 30, 2021 | 3.6901         | 55.8          | 22.17306915 | 548.34     |
| Jul 31, 2021 | 3.83           | 57.5          | 27.43631217 | 678.5      |
| Aug 31, 2021 | 3.75           | 60.2          | 28.81116053 | 712.5      |
| Sep 30, 2021 | 4.18           | 77.9          | 29.64011322 | 733        |
| Nov 01, 2021 | 4.24           | 74.5          | 29.72098666 | 735        |
| Dec 01, 2021 | 4.345          | 71            | 33.44116458 | 827        |
| Jan 01, 2022 | 4.13           | 62.8          | 32.47068338 | 803        |
| Feb 01, 2022 | 4.23           | 68.5          | 34.55317428 | 854.5      |
| Mar 01, 2022 | 4.335          | 81.3          | 34.29033562 | 848        |

