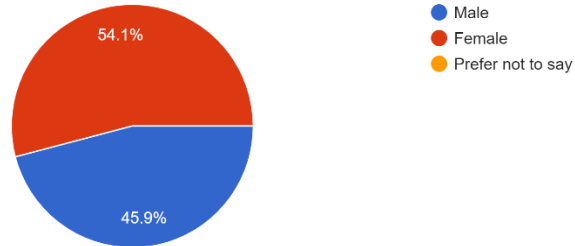


Appendix I. Survey results.

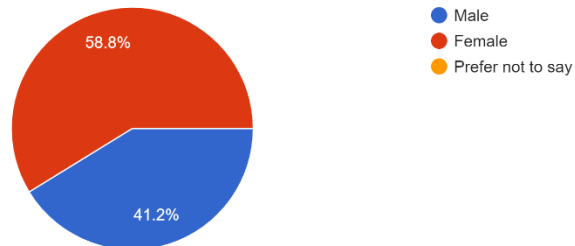
1. Sex:

	Male	Female
Local residents	45 (45,9%)	53 (54,1%)
Expats	40 (41,2%)	57 (58,8%)
Refugees from Ukraine	1 (2,2%)	45 (97,8%)

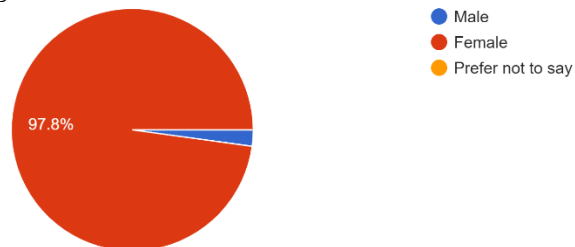
Group 1. Local residents:



Group 2. Expats:



Group 3. Refugees from Ukraine:



2. Age:

	18-24	25-39	40-54	55-65	65+
Local residents	33 (33,7%)	36 (36,7%)	12 (12,2%)	11 (11,2%)	6 (6,1%)
Expats	31 (32%)	39 (40,2%)	21 (21,6%)	5 (5,2%)	1 (1%)
Refugees from Ukraine	9 (19,6%)	13 (28,3%)	13 (28,3%)	7 (15,2%)	4 (8,7%)

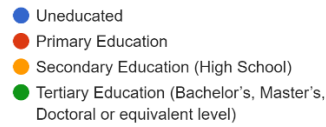
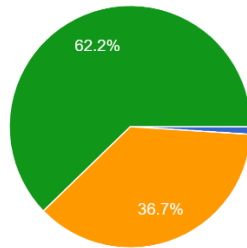
3. Marital status:

	Unmarried	Married	Divorced	Widowed
Local residents	64 (65,3%)	31 (31,6%)	2 (2%)	1 (1%)
Expats	61 (62,9%)	29 (29,9%)	6 (6,2%)	1 (1%)
Refugees from Ukraine	13 (28,3%)	27 (58,7%)	5 (10,9%)	1 (2,2%)

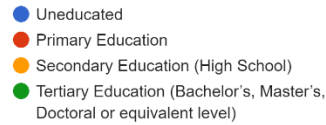
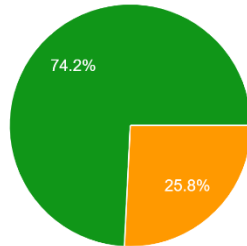
4. Education. Please list your highest level of completed schooling completed:

	Uneducated	Primary Education	Secondary Education (High School)	Tertiary Education (Bachelor's, Master's, Doctoral or equivalent level)
Local residents	1 (1%)	-	36 (36,7%)	61 (62,2%)
Expats	-	-	25 (25,8%)	72 (74,2%)
Refugees from Ukraine	-	-	11 (23,9%)	35 (76,1%)

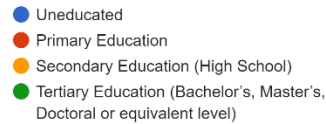
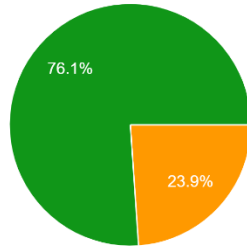
Group 1. Local residents:



Group 2. Expats:



Group 3. Refugees from Ukraine:



5. What is your main occupation today?

	Local residents	Expats	Refugees from Ukraine
Government employee	2 (2%)	4 (4,1%)	-
Private employee	41 (41,8%)	42 (43,3%)	32 (69,6%)
Self-employed	8 (8,2%)	7 (7,2%)	4 (8,7%)
House wife	2 (2%)	4 (4,1%)	-
Student	31 (31,6%)	37 (38,1%)	4 (8,7%)

Pensioner/Retired	11 (11,2%)	1 (1%)	2 (4,3%)
Unemployed	3 (3,1%)	1 (1%)	4 (8,7%)
Businessman	-	1 (1%)	-

6. Professional status:

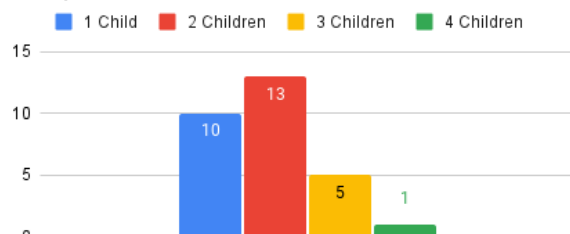
	An expert in the field of environmental sciences, landscape and ecology	Lack of expertise
Local residents	5 (5,1%)	93 (94,9%)
Expats	10 (10,3%)	87 (89,7%)
Refugees from Ukraine	2 (4,3%)	44 (95,7%)

7. Do you have children?

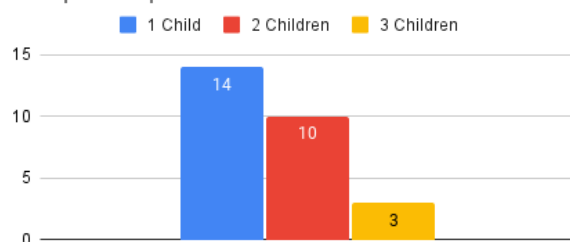
	Yes	No
Local residents	29 (29,6%)	69 (70,4%)
Expats	26 (26,8%)	71 (73,2%)
Refugees from Ukraine	31 (67,4%)	15 (32,6%)

8. If yes, how many children do you have?

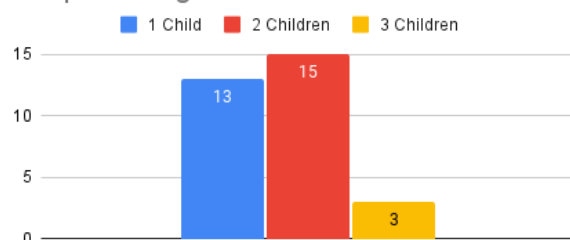
Group 1. Local residents



Group 2. Expats



Group 3. Refugees from Ukraine



9. Do you live in:

	Private house	Apartment	Flatshare	Dormitories/Student halls
Local residents	13 (13,3%)	50 (51%)	25 (25,5%)	10 (10,2%)
Expats	5 (5,2%)	48 (49,5%)	30 (30,9%)	14 (14,4%)
Refugees from Ukraine	1 (2,2%)	3 (6,5%)	16 (34,8%)	26 (56,5%)

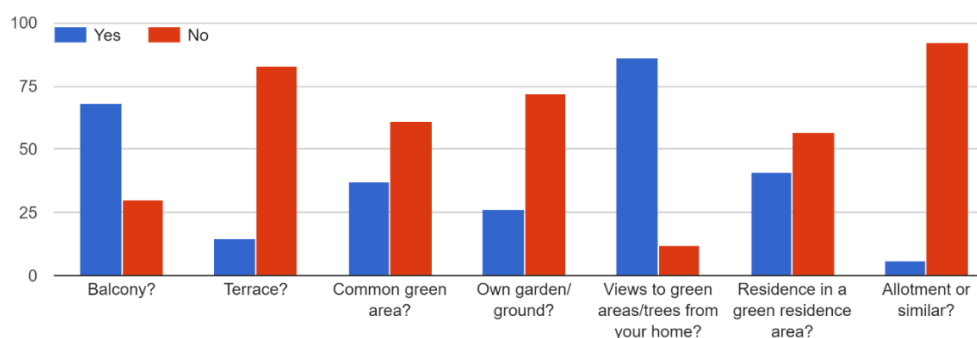
10. What is your estimated monthly household income? (Kč/month)

	Local residents	Expats	Refugees from Ukraine
Less than 15000 Kč	13 (13,3%)	22 (23,3%)	17 (37,8%)
15000-35000 Kč	39 (39,8%)	26 (27,7%)	25 (55,6%)
35000-60000 Kč	28 (28,6%)	23 (24,5%)	3 (6,7%)
60000-120000 Kč	17 (17,3%)	23 (24,5%)	-
More than 120000 Kč	1 (1%)	-	-

11. Does your primary place of residence have:

Group 1. Local residents:

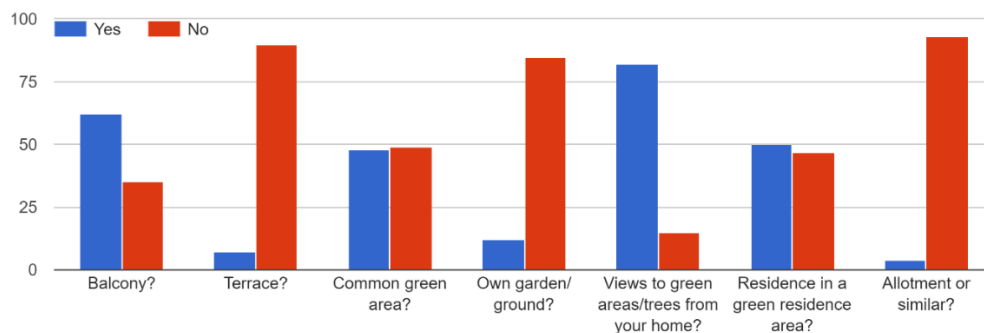
	Yes	No
Balcony?	68	30
Terrace?	15	83
Common green area?	37	61
Own garden/ground?	26	72
Views to green areas/trees from your home?	86	12
Residence in a green residence area?	41	57
Allotment or similar?	6	92



Group 2. Expats:

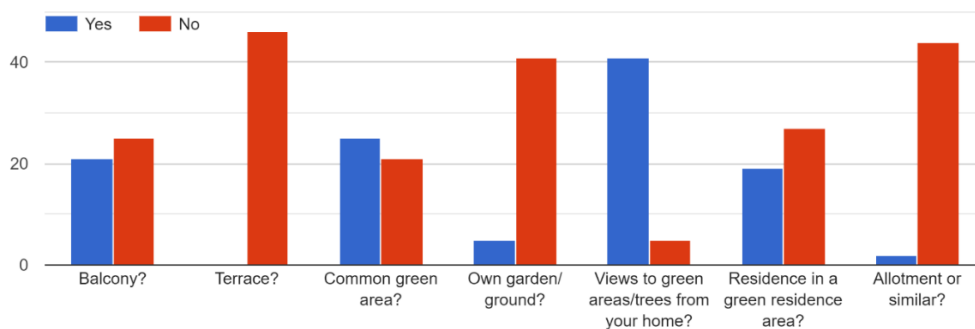
	Yes	No
Balcony?	62	35
Terrace?	7	90
Common green area?	48	49
Own garden/ground?	12	85
Views to green areas/trees from your home?	82	15

Residence in a green residence area?	50	47
Allotment or similar?	4	93



Group 3. Refugees from Ukraine:

Does your primary place of residence have:	Yes	No
Balcony?	21	25
Terrace?	0	46
Common green area?	25	21
Own garden/ground?	5	41
Views to green areas/trees from your home?	41	5
Residence in a green residence area?	19	27
Allotment or similar?	2	44



12. How much is the distance from your residence to:

Group 1. Local residents:

	0-100m	100-300m	300-600m	600m-1km	1-2km	2-5km	5-10km	Over 10km	Don't know
Nearest park/green area?	16	22	33	22	4	-	-	-	1
Nearest nature area (more untouched)?	3	-	14	6	4	19	28	10	14
Your place of employment/school?	7	1	3	4	29	25	10	10	9
Your favourite green area?	2	1	11	16	36	22	-	5	5

The green area you use the most?	8	9	29	30	14	1	-	3	4
Any other open space (e.g. playground, sporting field, hiking trail, etc.)	11	39	20	8	8	1	-	-	11

Group 2. Expats:

	0-100m	100-300m	300-600m	600m-1km	1-2km	2-5km	5-10km	Over 10km	Don't know
Nearest park/green area?	11	15	23	27	19	1	-	-	1
Nearest nature area (more untouched)?	2	3	2	5	11	21	24	6	24
Your place of employment/ school?	4	4	4	8	29	31	9	5	5
Your favourite green area?	2	1	7	12	37	31	6	1	1
The green area you use the most?	5	6	18	18	37	12	-	-	1
Any other open space (e.g. playground, sporting field, hiking trail, etc.)	8	27	31	20	5	-	2	1	8

Group 3. Refugees from Ukraine:

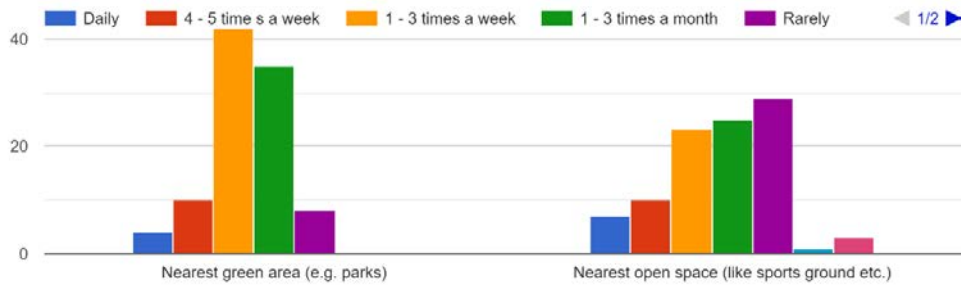
	0-100m	100-300m	300-600m	600m-1km	1-2km	2-5km	5-10km	Over 10km	Don't know
Nearest park/green area?	5	5	16	12	6	-	-	-	2
Nearest nature area (more untouched)?	-	2	-	4	6	8	10	6	11
Your place of employment/school?	2	4	1	1	12	17	1	1	7
Your favourite green area?	1	3	3	3	13	11	-	-	12
The green area you use the most?	2	8	14	12	7	-	-	-	3

Any other open space (e.g. playground, sporting field, hiking trail, etc.)	1	17	14	2	1	-	-	-	11
----------------------------------------------------------------------------	---	----	----	---	---	---	---	---	----

13. How often do you visit/stay in these areas? (e.g. going through or staying)

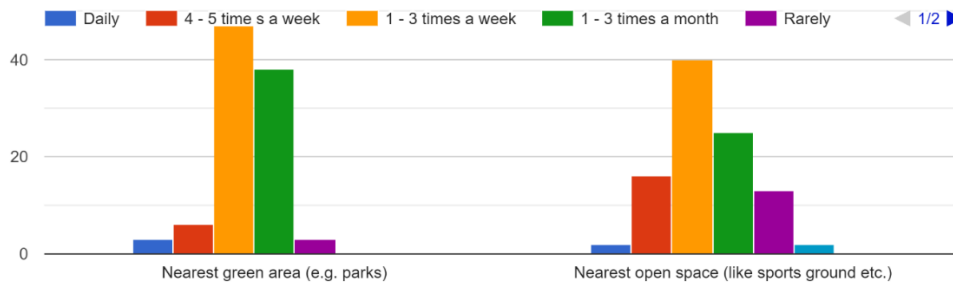
Group 1. Local residents:

	Daily	4-5 times a week	1-3 times a week	1-3 times a month	Rarely	Never	No access
Nearest green area (e.g. parks)	4	10	42	35	8	-	-
Nearest open space (like sports ground, etc.)	7	10	23	25	29	1	3



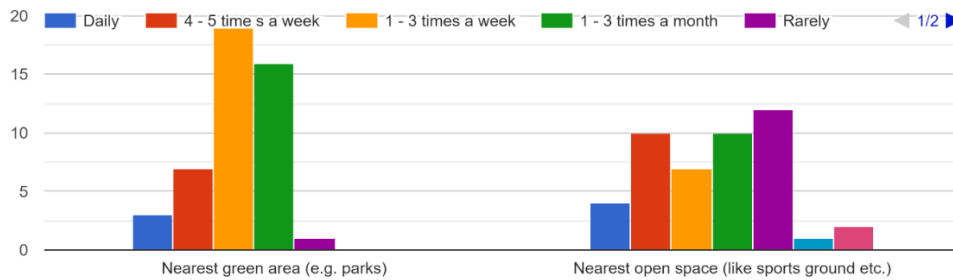
Group 2. Expats:

	Daily	4-5 times a week	1-3 times a week	1-3 times a month	Rarely	Never	No access
Nearest green area (e.g. parks)	3	6	47	38	3	-	-
Nearest open space (like sports ground, etc.)	2	16	40	25	13	2	-



Group 3. Refugees from Ukraine:

	Daily	4-5 times a week	1-3 times a week	1-3 times a month	Rarely	Never	No access
Nearest green area (e.g. parks)	3	7	19	16	1	-	-
Nearest open space (like sports ground, etc.)	4	10	7	10	12	1	2



14. How long do you stay in green areas in general? (own garden, common garden, park, nature area etc.)

Group 1. Local residents:

	More than 3 hours per day	2-3 hours per day	1-2 hours per day	30-60 min per day	15-30 min per day	0-15 min per day
On weekdays	2	2	11	33	34	16
On weekends	7	12	36	33	8	2
On vacation	19	19	35	21	4	-

Group 2. Expats:

	More than 3 hours per day	2-3 hours per day	1-2 hours per day	30-60 min per day	15-30 min per day	0-15 min per day

On weekdays	-	-	11	39	36	12
On weekends	4	10	29	48	5	2
On vacation	12	16	42	25	2	-

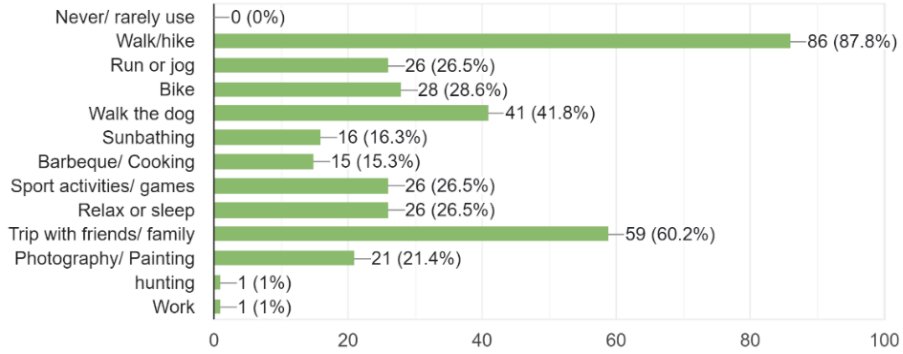
Group 3. Refugees from Ukraine:

	More than 3 hours per day	2-3 hours per day	1-2 hours per day	30-60 min per day	15-30 min per day	0-15 min per day
On weekdays	-	1	5	9	16	15
On weekends	1	10	28	6	1	-
On vacation	9	18	17	2	-	-

15. What activities do you enjoy doing most often in the green areas?

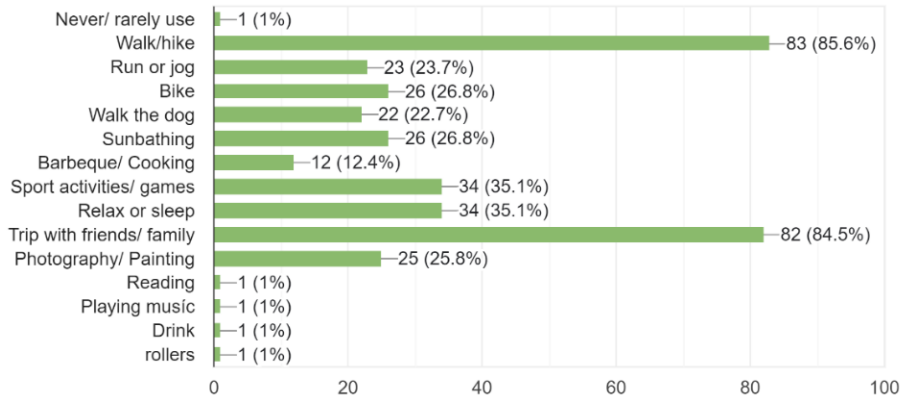
Group 1. Local residents:

98 responses



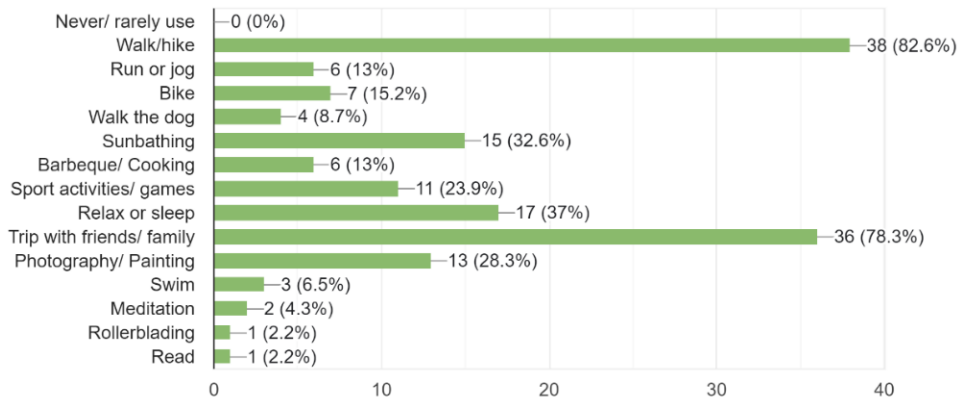
Group 2. Expats:

97 responses



Group 3. Refugees from Ukraine:

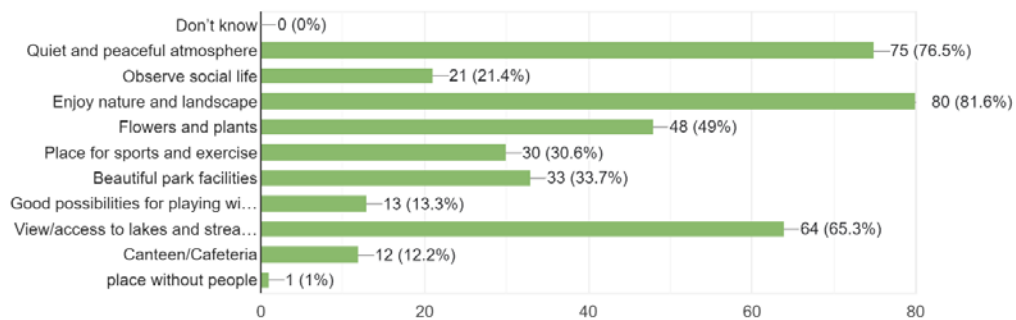
46 responses



16. When you visit one of the green areas, what qualities do you expect to find?

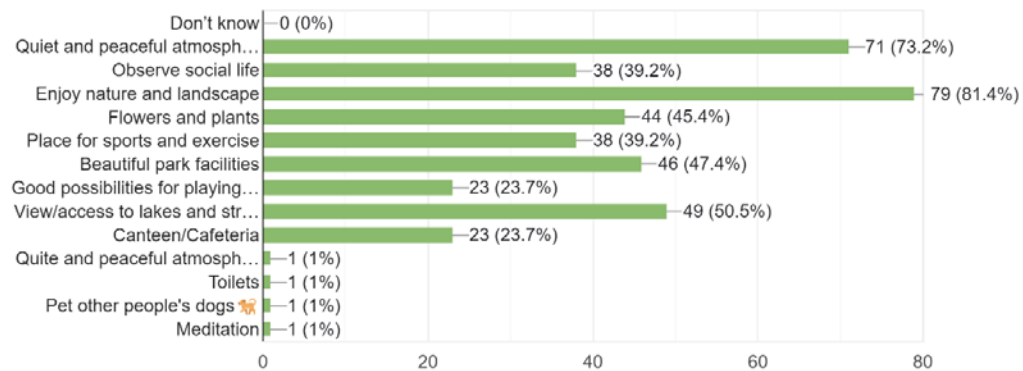
Group 1. Local residents:

98 responses



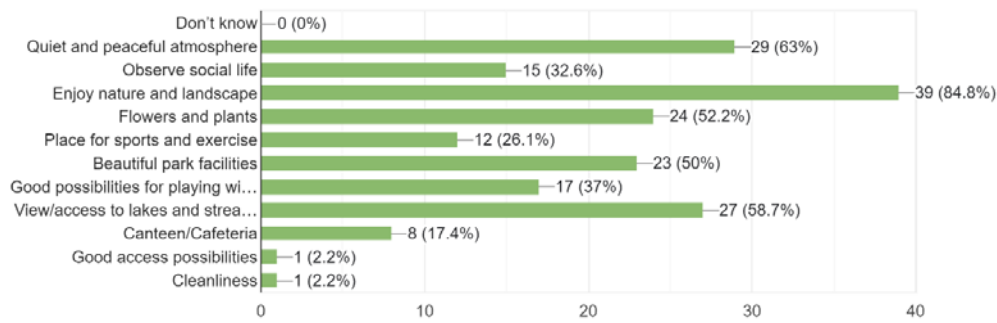
Group 2. Expats:

97 responses



Group 3. Refugees from Ukraine:

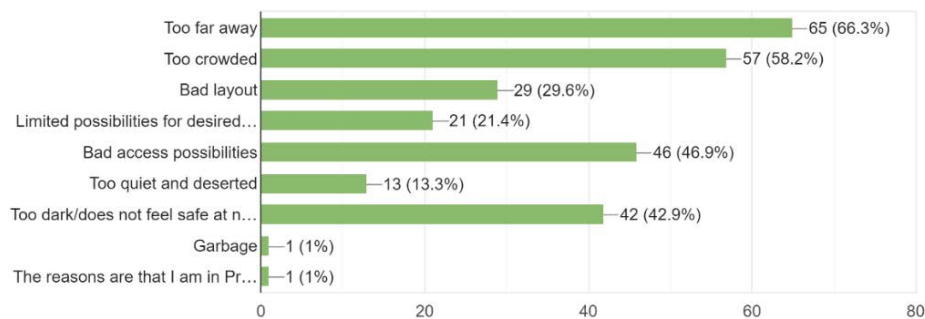
46 responses



17. What reasons might cause you to limit your use of the green areas?

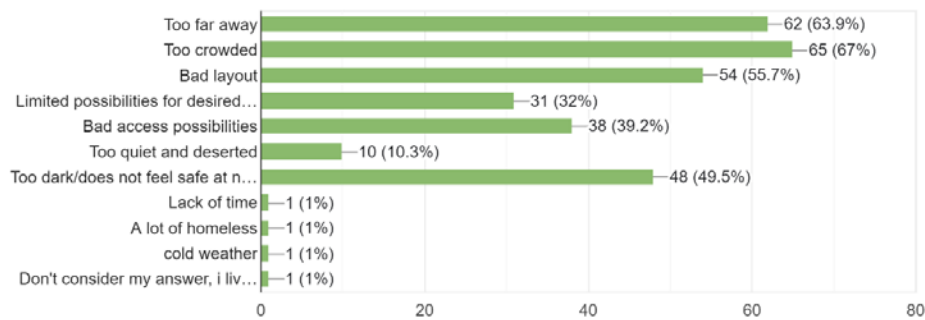
Group 1. Local residents:

98 responses



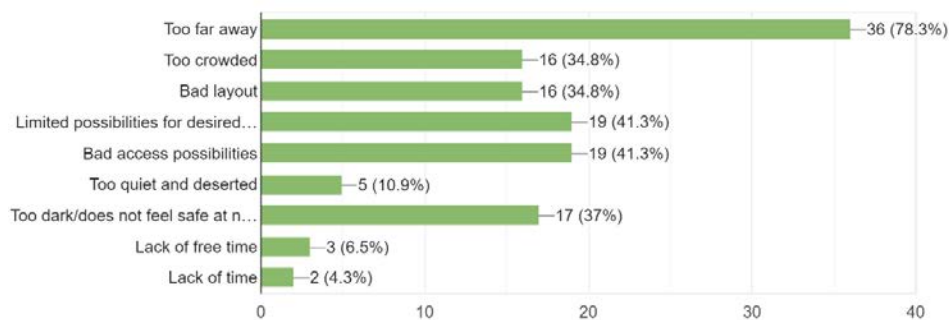
Group 2. Expats:

97 responses



Group 3. Refugees from Ukraine:

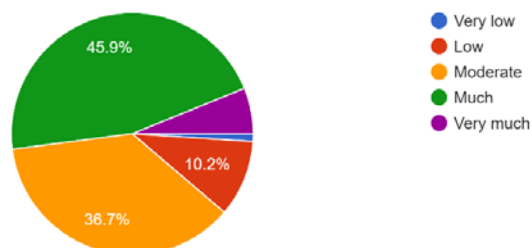
46 responses



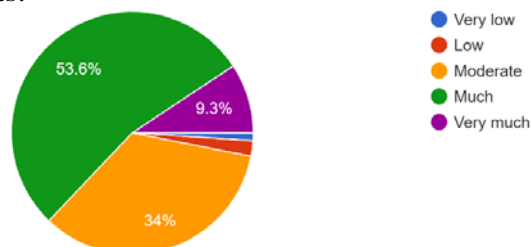
18. Are you satisfied with the number of green spaces in the city?

	Very low	Low	Moderate	Much	Very much
Local residents	1 (1%)	10 (10,2%)	36 (36,7%)	45 (45,9%)	6 (6,1%)
Expats	1 (1%)	2 (2,1%)	33 (34%)	52 (53,6%)	9 (9,3%)
Refugees from Ukraine	-	1 (2,2%)	16 (34,8%)	19 (41,3%)	10 (21,7%)

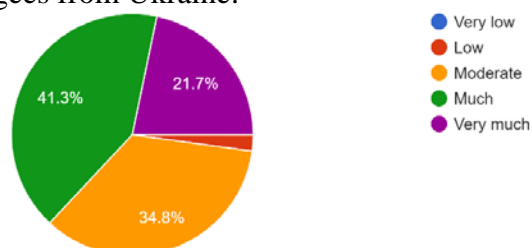
Group 1. Local residents:



Group 2. Expats:



Group 3. Refugees from Ukraine:



19. Is it important for you to find green areas that are close to your residence with this content?

Group 1. Local residents:

	Very important	Important	Neither important nor unimportant	Less important	Absolute not important	Don't know
Diverse plant and animal life	24	65	4	4	1	0
Barbeque and fireplaces	3	12	29	25	24	5
A lot of trees	58	37	3	0	0	0
Path and road free areas	8	47	31	9	2	1
Open areas	12	44	33	4	1	4

Views	26	52	7	14	0	0
A lot of lay-by and seat place	21	40	22	14	0	1
Clean areas	26	54	18	0	0	0
Lighting	12	39	27	15	5	0
Toilets	2	25	29	37	5	0
Paths for exercise	2	35	25	30	6	0
Fountains	2	3	22	42	27	2
Grass lawns	5	21	45	24	3	0
Utilities for playing	3	20	36	29	9	1
Place for prayer	1	0	20	17	49	11
Flower garden e.g. rose garden	3	17	39	26	10	3
Cafe/restaurant	2	10	33	35	16	2

Group 2. Expats:

	Very important	Important	Neither important nor unimportant	Less important	Absolute not important	Don't know
Diverse plant and animal life	23	55	14	1	1	3
Barbeque and fireplaces	1	24	27	32	12	1
A lot of trees	51	44	1	2	0	0
Path and road free areas	14	44	30	9	0	0
Open areas	17	46	29	5	0	0
Views	26	65	5	1	0	0
A lot of lay-by and seat place	7	45	38	8	0	0
Clean areas	37	48	9	2	0	1
Lighting	19	51	22	5	0	0
Toilets	18	39	29	11	0	0
Paths for exercise	8	25	37	23	4	0
Fountains	1	4	32	35	25	0
Grass lawns	7	37	41	12	0	0
Utilities for playing	3	30	21	30	9	4
Place for prayer	2	0	21	32	29	13
Flower garden e.g. rose garden	2	17	51	19	7	2
Cafe/restaurant	1	26	53	16	2	0

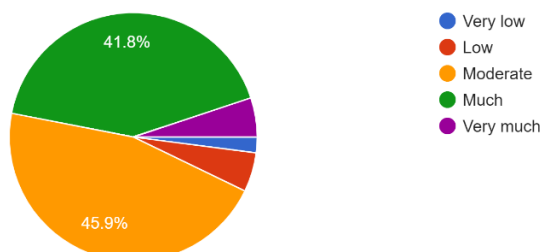
Group 3. Refugees from Ukraine:

	Very important	Important	Neither important nor unimportant	Less important	Absolute not important	Don't know
Diverse plant and animal life	15	22	6	1	0	2
Barbeque and fireplaces	3	4	17	9	10	3
A lot of trees	28	17	0	0	0	1
Path and road free areas	9	17	14	4	0	2
Open areas	10	17	12	6	0	1
Views	7	28	4	6	0	1
A lot of lay-by and seat place	13	22	4	6	0	1
Clean areas	20	23	3	0	0	0
Lighting	11	24	9	2	0	0
Toilets	6	18	16	5	0	1
Paths for exercise	3	19	13	10	1	0
Fountains	2	6	20	16	2	0
Grass lawns	3	22	19	1	0	1
Utilities for playing	3	19	14	7	3	0
Place for prayer	1	1	15	9	15	5
Flower garden e.g. rose garden	4	19	17	2	1	3
Cafe/restaurant	2	8	16	11	7	2

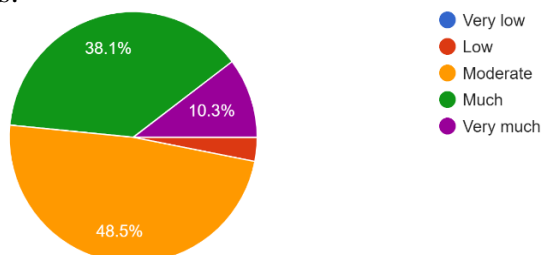
20. Does the quality of the green spaces in the city of Prague satisfy you?

	Very low	Low	Moderate	Much	Very much
Local residents	2 (2%)	5 (5,1%)	45 (45,9%)	41 (41,8%)	5 (5,1%)
Expats	-	3 (3,1%)	47 (48,5%)	37 (38,1%)	10 (10,3%)
Refugees from Ukraine	-	-	13 (28,3%)	17 (37%)	16 (34,8%)

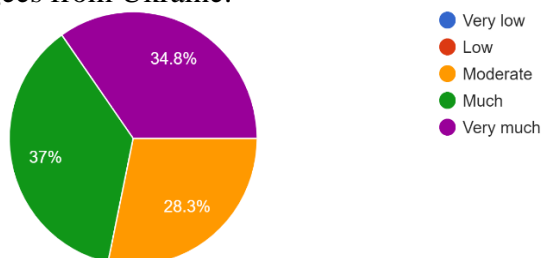
Group 1. Local residents:



Group 2. Expats:



Group 3. Refugees from Ukraine:



21. How often do you exercise or do sports indoors?

	Daily	4-5 times a week	1-3 times a week	1-3 times a month	Rarely	Never
Local residents	-	11 (11,2%)	57 (58,2%)	5 (5,1%)	21 (21,4%)	4 (4,1%)
Expats	2 (2,1%)	10 (10,3%)	54 (55,7%)	9 (9,3%)	20 (20,6%)	2 (2,1%)
Refugees from Ukraine	-	2 (4,3%)	22 (47,8%)	5 (10,9%)	14 (30,4%)	3 (6,5%)

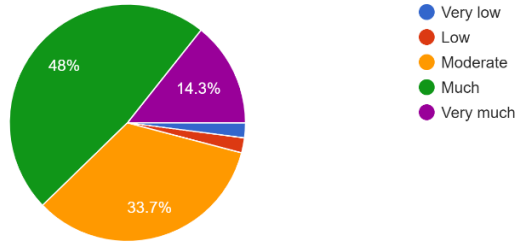
22. How often do you use the outdoor green areas for sport and exercise?

	Daily	4-5 times a week	1-3 times a week	1-3 times a month	Rarely	Never
Local residents	-	2 (2%)	19 (19,4%)	32 (32,7%)	36 (36,7%)	9 (9,2%)
Expats	1 (1%)	3 (3,1%)	24 (24,7%)	35 (36,1%)	27 (27,8%)	7 (7,2%)
Refugees from Ukraine	-	-	10 (21,7%)	12 (26,1%)	20 (43,5%)	4 (8,7%)

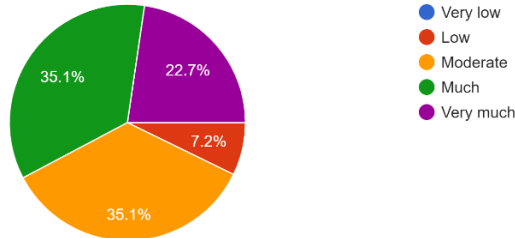
23. Time that I spend in urban green areas has a positive effect on my physical health.

	Very low	Low	Moderate	Much	Very much
Local residents	2 (2%)	2 (2%)	33 (33,7%)	47 (48%)	14 (14,3%)
Expats	-	7 (7,2%)	34 (35,1%)	34 (35,1%)	22 (22,7%)
Refugees from Ukraine	-	1 (2,2%)	13 (28,3%)	22 (47,8%)	10 (21,7%)

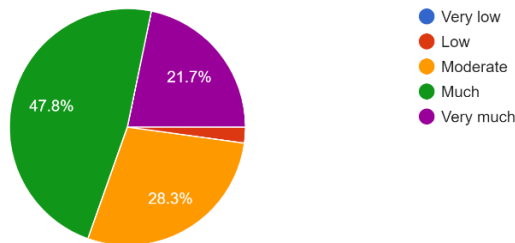
Group 1. Local residents:



Group 2. Expats:



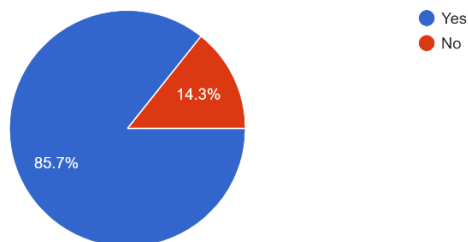
Group 3. Refugees from Ukraine:



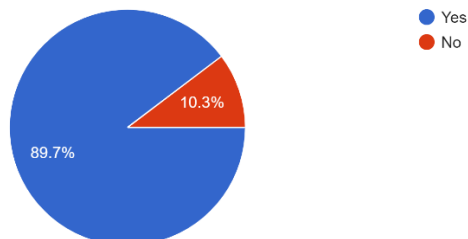
24. Do you have hobbies where you are physically active?

	Yes	No
Local residents	84 (85,7%)	14 (14,3%)
Expats	87 (89,7%)	10 (10,3%)
Refugees from Ukraine	37 (80,4%)	9 (19,6%)

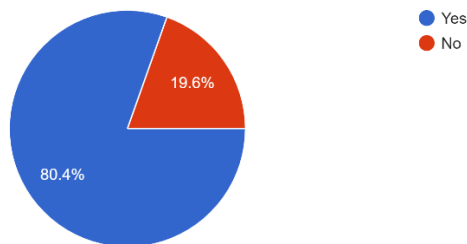
Group 1. Local residents:



Group 2. Expats:



Group 3. Refugees from Ukraine:



25. If yes, please list these hobbies:

Group 1. Local residents. Most common answers are:

„Long walks“, „Hiking“, „Garden work“, „Football“, „Dancing“, „Playing with children“, „Cycling“, „Gym“, „Karate“, „Jogging“, „Fitness“, „Zumba“, „Pilates“, „Swimming“, „Workout“, „Fishing“, „Skiing“, „Yoga“, „Skating“, „Walks with dog“, „Tourism“, „Climbing“, „Tennis“, „Hunting“.

Group 2. Expats. Most common answers are:

„Gym“, „Long walks“, „Dancing“, „Fitness“, „Hiking“, „Stretching“, „Meditation“, „Jogging“, „Rollerskating“, „Gardening“, „Yoga“, „Cycling“, „Street workout“, „Swimming“, „Climbing“, „Skiing“, „Athletics“, „Basketball“, „Beach volleyball“, „Bouldering“, „Horse riding“, „Skating“, „Pilates“, „Fishing“.

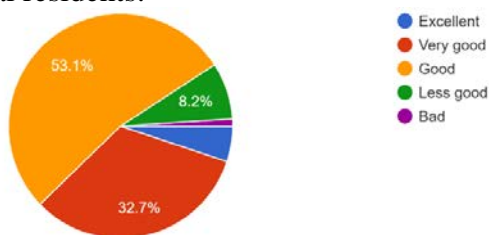
Group 3. Refugees from Ukraine. Most common answers are:

„Aerobics“, „Picking mushrooms in the forest“, „Cycling“, „Rollerblading“, „Garden work“, „Fitness“, „Gym“, „Hiking“, „Jogging“, „Long walks“, „Diving“, „Swimming“, „Volleyball“, „Shopping“, „Dancing“, „I am physically active at my work“.

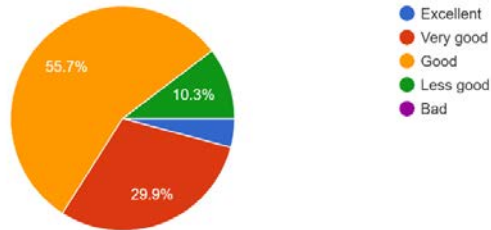
26. How would you describe your condition of physical health?

	Excellent	Very good	Good	Less good	Bad
Local residents	5 (5,1%)	32 (32,7%)	52 (53,1%)	8 (8,2%)	1 (1%)
Expats	4 (4,1%)	29 (29,9%)	54 (55,7%)	10 (10,3%)	-
Refugees from Ukraine	-	16 (34,8%)	20 (43,5%)	10 (21,7%)	-

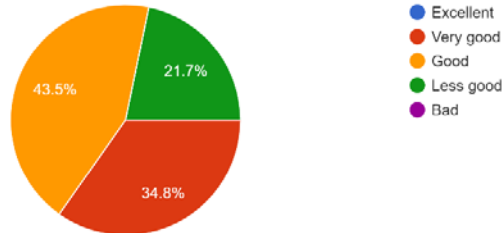
Group 1. Local residents:



Group 2. Expats:



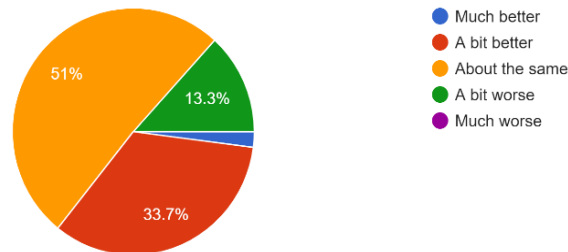
Group 3. Refugees from Ukraine:



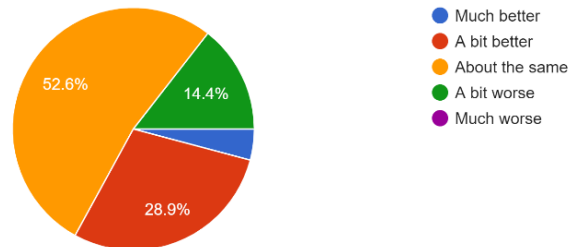
27. How would you rank your health compared to other people in your age group?

	Much better	A bit better	About the same	A bit worse	Much worse
Local residents	2 (2%)	33 (33,7%)	50 (51%)	13 (13,3%)	-
Expats	4 (4,1%)	28 (28,9%)	51 (52,6%)	14 (14,4%)	-
Refugees from Ukraine	1 (2,2%)	16 (34,8%)	25 (54,3%)	4 (8,7%)	-

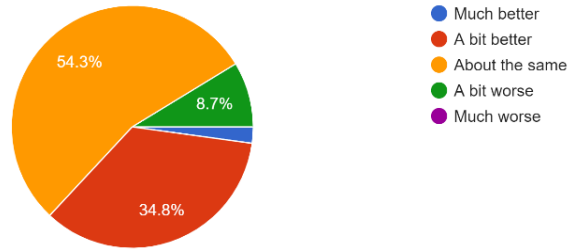
Group 1. Local residents:



Group 2. Expats:



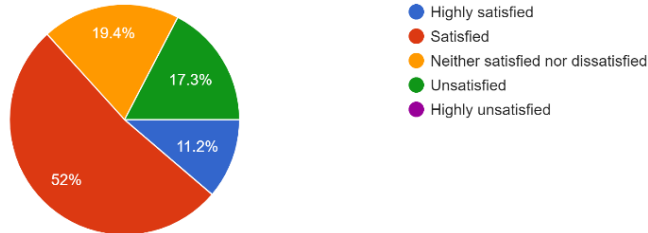
Group 3. Refugees from Ukraine:



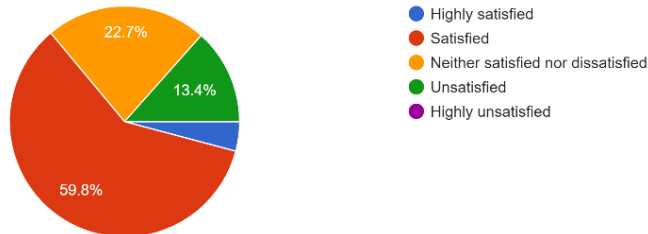
28. Are you satisfied with your health?

	Highly satisfied	Satisfied	Neither satisfied nor dissatisfied	Unsatisfied	Highly unsatisfied
Local residents	11 (11,2%)	51 (52%)	19 (19,4%)	17 (17,3%)	-
Expats	4 (4,1%)	58 (59,8%)	22 (22,7%)	13 (13,4%)	-
Refugees from Ukraine	1 (2,2%)	27 (58,7%)	7 (15,2%)	7 (15,2%)	4 (8,7%)

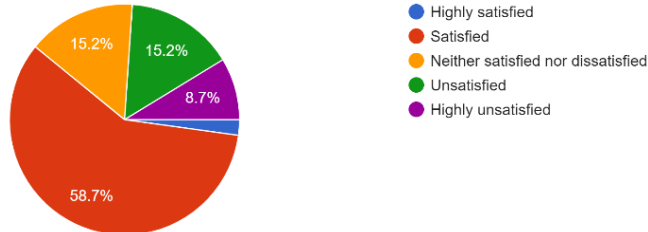
Group 1. Local residents:



Group 2. Expats:



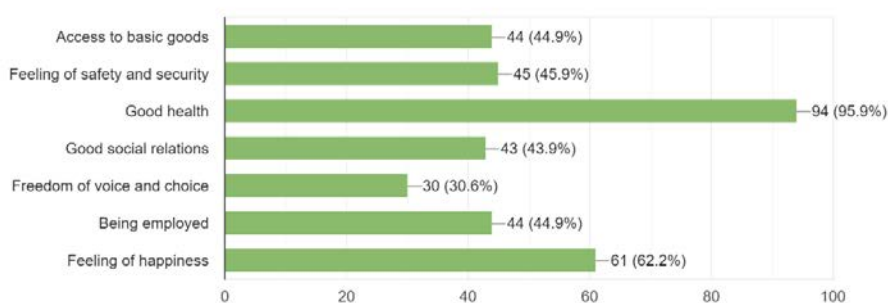
Group 3. Refugees from Ukraine:



29. Which indicators would you choose for determining your sense of well-being?

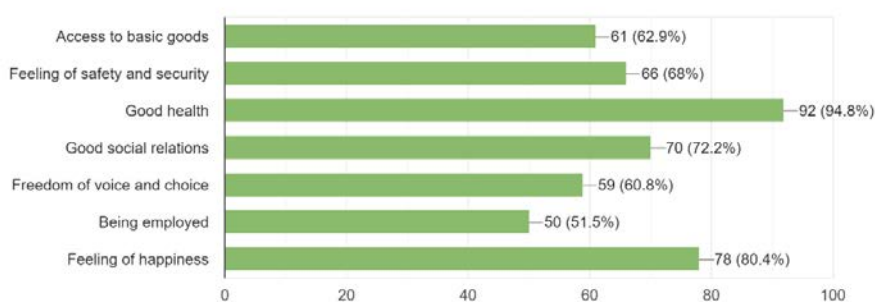
Group 1. Local residents:

98 responses



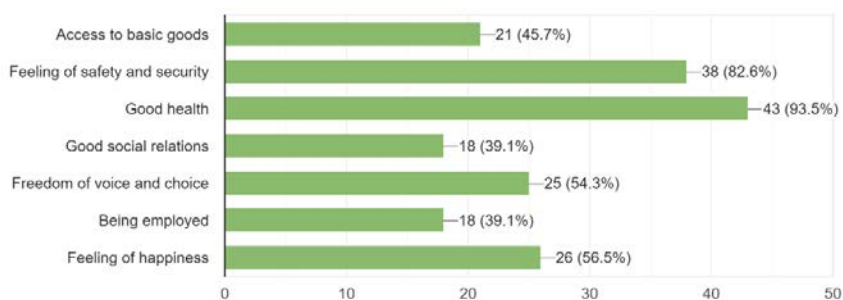
Group 2. Expats:

97 responses



Group 3. Refugees from Ukraine:

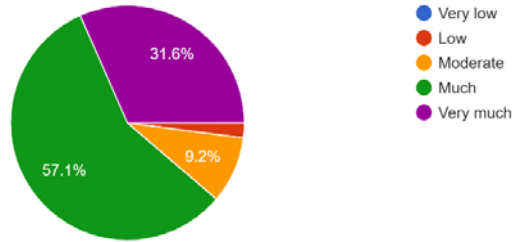
46 responses



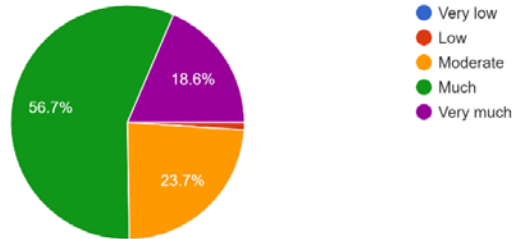
30. Visiting green areas helps me to reduce stress.

	Very low	Low	Moderate	Much	Very much
Local residents	-	2 (2%)	9 (9,2%)	56 (57,1%)	31 (31,6%)
Expats	-	1 (1%)	23 (23,7%)	55 (56,7%)	18 (18,6%)
Refugees from Ukraine	-	-	3 (6,5%)	28 (60,9%)	15 (32,6%)

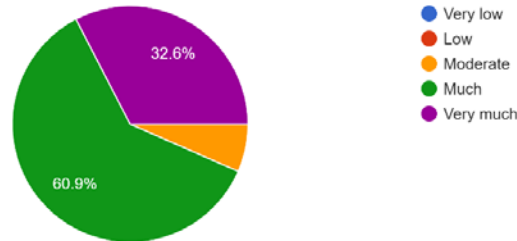
Group 1. Local residents:



Group 2. Expats:



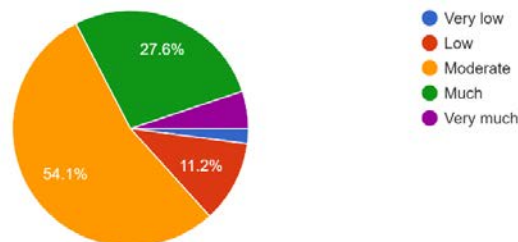
Group 3. Refugees from Ukraine:



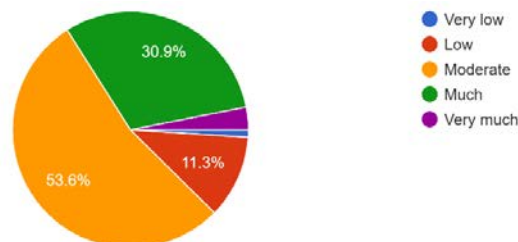
31. Time I spend in green areas has a positive effect on my socialization.

	Very low	Low	Moderate	Much	Very much
Local residents	2 (2%)	11 (11,2%)	53 (54,1%)	27 (27,6%)	5 (5,1%)
Expats	1 (1%)	11 (11,3%)	52 (53,6%)	30 (30,9%)	3 (3,1%)
Refugees from Ukraine	-	2 (4,3%)	22 (47,8%)	22 (47,8%)	-

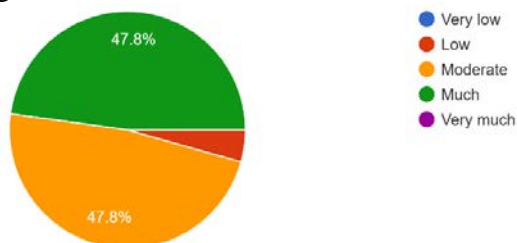
Group 1. Local residents:



Group 2. Expats:



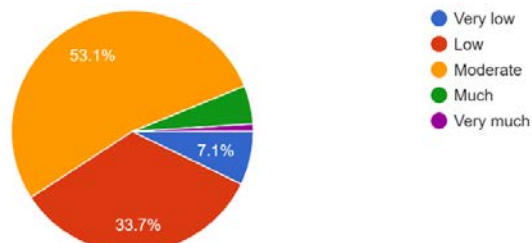
Group 3. Refugees from Ukraine:



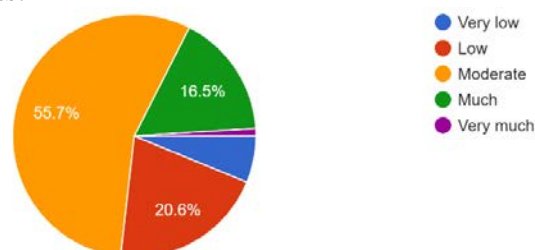
32. Visiting green areas helps me to meet new people.

	Very low	Low	Moderate	Much	Very much
Local residents	7 (7,1%)	33 (33,7%)	52 (53,1%)	5 (5,1%)	1 (1%)
Expats	6 (6,2%)	20 (20,6%)	54 (55,7%)	16 (16,5%)	1 (1%)
Refugees from Ukraine	-	9 (19,6%)	25 (54,3%)	12 (26,1%)	-

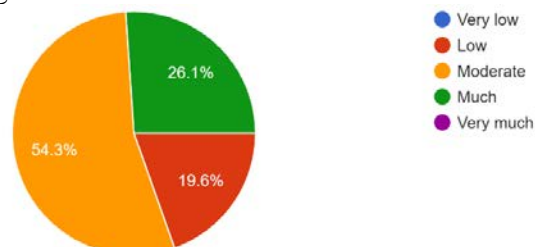
Group 1. Local residents:



Group 2. Expats:



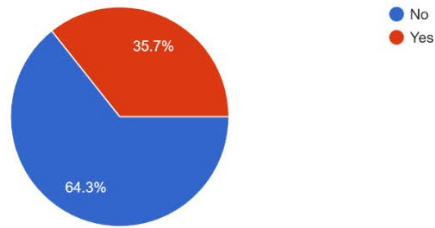
Group 3. Refugees from Ukraine:



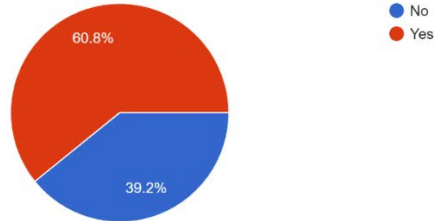
33. In the last 6 months I have met new people in the green areas.

	Yes	No
Local residents	35 (35,7%)	63 (64,3%)
Expats	59 (60,8%)	38 (39,2%)
Refugees from Ukraine	31 (67,4%)	15 (32,6%)

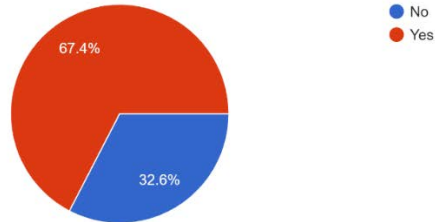
Group 1. Local residents:



Group 2. Expats:



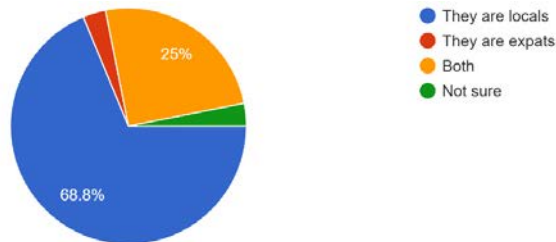
Group 3. Refugees from Ukraine:



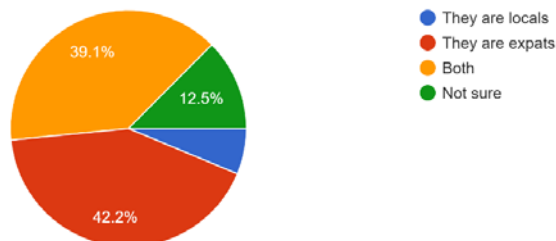
34. If yes, are these people locals or expats?

	They are locals	They are expats	Both	Not sure
Local residents	22 (68,8%)	1 (3,1%)	8 (25%)	1 (3,1%)
Expats	4 (6,3%)	27 (42,2%)	25 (39,1%)	8 (12,5%)
Refugees from Ukraine	9 (29%)	10 (32,3%)	10 (32,3%)	2 (6,5%)

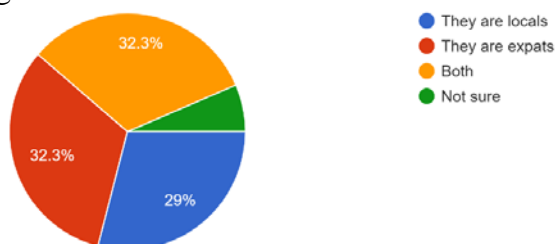
Group 1. Local residents:



Group 2. Expats:



Group 3. Refugees from Ukraine:



35. Within the last two years have you:

Group 1. Local residents:

	Almost daily	At most 1 time a week	At most 1 time every 2 weeks	At most 1 time a month	At most 1 time every 3 months	Rarely	Never
Had a strong headache	1	4	9	26	23	34	1
Felt stressed	9	6	4	20	36	23	
Felt unusually tired (esp. pain in	7	5	7	21	37	20	1
Feel full of energy when you get up	31	53	7	1	0	5	1
Concentrated and clear-cut at work	40	49	6	0	0	2	1
Have a loss of appetite	1	2	3	5	18	47	22
Suffer from a dust allergy leading to shortness of breath	4	0	1	0	15	18	60
Experience hypertension	3	0	6	13	15	25	36
Have had a cerebrovascular accidents (Stroke)	0	1	0	0	1	2	95

Group 2. Expats:

	Almost daily	At most 1 time a week	At most 1 time every 2 weeks	At most 1 time a month	At most 1 time every 3 months	Rarely	Never
Had a strong headache	1	1	12	28	20	34	1
Felt stressed	10	9	12	36	20	11	0
Felt unusually tired (esp. pain in	7	9	15	21	32	12	1
Feel full of energy when you get up	37	48	6	2	0	3	1
Concentrated and clear-cut at work	40	46	6	2	1	2	0
Have a loss of appetite	0	4	8	8	18	47	12
Suffer from a dust allergy leading to shortness of breath	1	1	1	2	6	31	55
Experience hypertension	0	0	0	7	20	31	39

Have had a cerebrovascular accidents (Stroke)	0	0	0	0	1	3	93
-----------------------------------------------	---	---	---	---	---	---	----

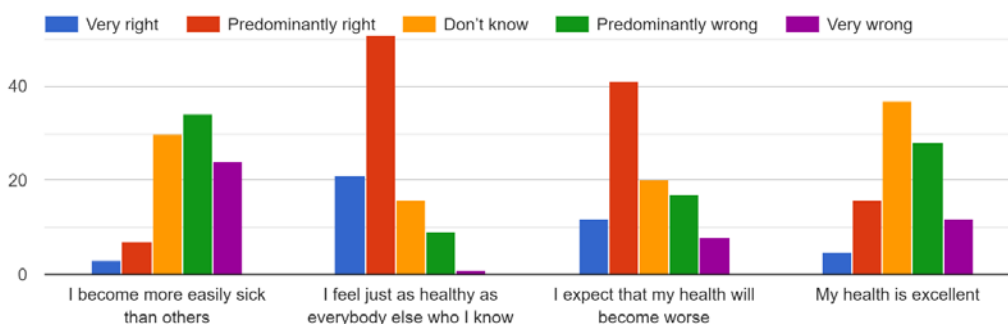
Group 3. Refugees from Ukraine:

	Almost daily	At most 1 time a week	At most 1 time every 2 weeks	At most 1 time a month	At most 1 time every 3 months	Rarely	Never
Had a strong headache	0	0	2	17	13	12	2
Felt stressed	1	3	9	18	13	1	1
Felt unusually tired (esp. pain in	1	0	1	10	21	12	1
Feel full of energy when you get up	10	30	4	1	0	1	0
Concentrated and clear-cut at work	17	28	0	1	0	0	0
Have a loss of appetite	0	1	0	3	9	18	15
Suffer from a dust allergy leading to shortness of breath	0	0	0	0	4	10	32
Experience hypertension	0	0	1	7	2	15	21
Have had a cerebrovascular accidents (Stroke)	0	0	0	0	0	2	44

36. How right or wrong are these statements for you?

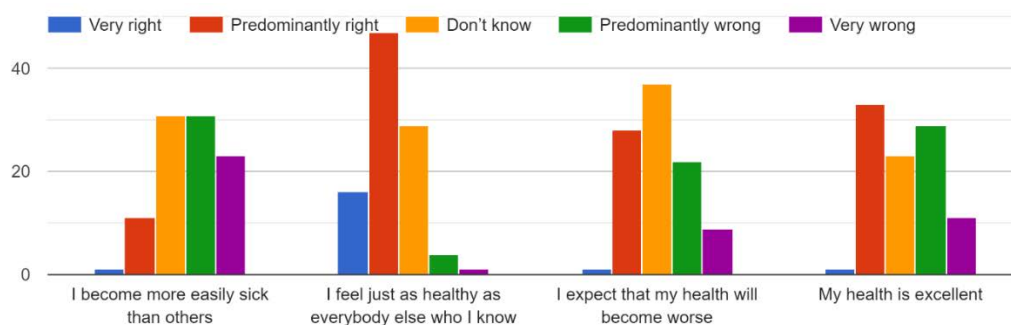
Group 1. Local residents:

	Very right	Predominantly right	Don't know	Predominantly wrong	Very wrong
I become more easily sick than others	3	7	30	34	24
I feel just as healthy as everybody else who I know	21	51	16	9	1
I expect that my health will become worse	12	41	20	17	8
My health is excellent	5	16	37	28	12



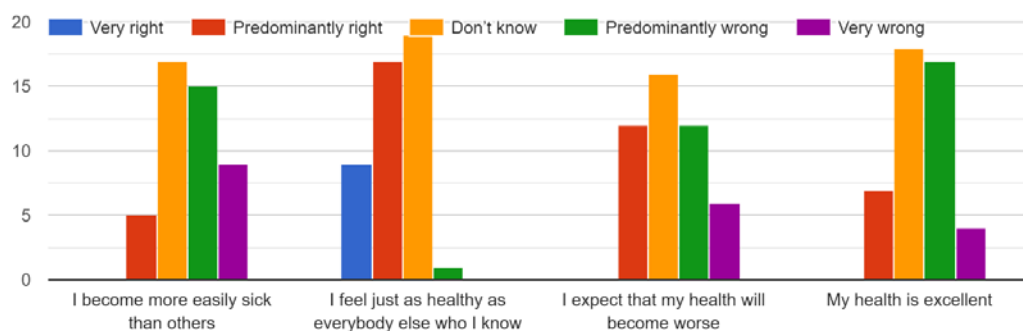
Group 2. Expats:

	Very right	Predominantly right	Don't know	Predominantly wrong	Very wrong
I become more easily sick than others	1	11	31	31	23
I feel just as healthy as everybody else who I know	16	47	29	4	1
I expect that my health will become worse	1	28	37	22	9
My health is excellent	1	33	23	29	11



Group 3. Refugees from Ukraine:

	Very right	Predominantly right	Don't know	Predominantly wrong	Very wrong
I become more easily sick than others	0	5	17	15	9
I feel just as healthy as everybody else who I know	9	17	19	1	0
I expect that my health will become worse	0	12	16	12	6
My health is excellent	0	7	18	17	4



37. Do you smoke?

	Yes	No
Local residents	11 (11,2%)	87 (88,8%)
Expats	17 (17,5%)	80 (82,5%)
Refugees from Ukraine	4 (8,7%)	42 (91,3%)

38. If yes, how many cigarettes do you normally smoke each day? And when did you start smoking?

Group 1. Local residents:

„I smoke e-cigarettes, 20y.o.“, „Occasionally, 17 y.o.“, „10-20 cigarettes a day, 18y.o.“, „20 cigarettes a day, 18 y.o.“, „3 cigarettes a day, 18 y.o.“, „10 cigarettes a day, 16 y.o.“, „Occasionally, a package per month“, „E-cigarettes, 18 y.o.“, „Up to 5 cigarettes a day“.

Group 2. Expats:

„10-15 cigarettes a day, 18 y.o.“, „1-2 cigarettes a day, 18 y.o.“, „1 cigarette a week“, „10 cigarettes a day, 14 y.o.“, „Up tp 6 cigarettes a day, 12 y.o.“, „Rerely, a few cigarettes a month“, „10 cigarettes a day, 26 y.o.“, „3 cigarettes a day, 24 y.o.“, „I smoke rarely, 2 cigarettes a day max, 18 y.o.“, „Occasionally, a few cigarettes a day, 18 y.o.“, „3-5 cigarettes a day“, „7 cigarettes a day“, „3 cigarettes a day, 19 y.o.“, „4 cigarettes a day, 16 y.o.“, „Socially, 1 package a month“.

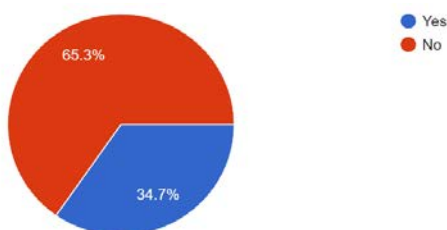
Group 3. Refugees from Ukraine:

„I do not smoke regularly but when stressed, 17 y.o.“, „Quit smoking at the age of 35“, „5-8 cigarettes a day, 22 y.o.“, „E-cigarettes, 16 y.o.“.

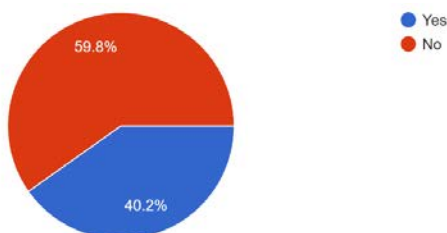
39. Have you observed any negative changes in urban green areas in Prague during the past year, such as more garbage, graffiti, destruction of infrastructure, loss of green infrastructure, disrupted access to parks due to renovations, etc.)?

	Yes	No
Local residents	34 (34,7%)	64 (65,3%)
Expats	39 (40,2%)	58 (59,8%)
Refugees from Ukraine	7 (15,2%)	39 (84,8%)

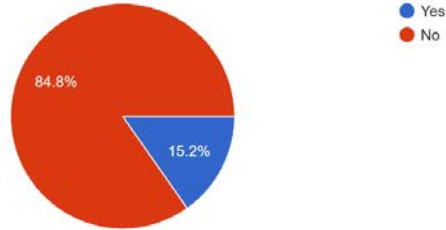
Group 1. Local residents:



Group 2. Expats:



Group 3. Refugees from Ukraine:



40. If yes, in your opinion, what is the reason of these changes?

Group 1. Local residents:

„Tourists have started to travel more after the lifting of covid restrictions. They litter a lot in the city, and in city green areas too“, „Teenagers litter and people don't clean up trash after picnics“, „People's behaviour and their consumer attitude to nature“, „Youth doesn't feel responsible for the state of natural areas, vandalism“, „Yes, more garbage in the parks and on the streets, because of the tourists coming to the city and also increased population“, „Densification of population, deviant behavior of some social groups“, „Lack of ecological education“, „Getting more crowded after lockdowns, higher load on nature“, „Incompetence“, „Construction, return of tourists to the city after covid“, „More people who do not take care of their health, lack of bins for garbage“.

Group 2. Expats:

„Cultural degradation, lack of education“, „More garbage, society is not educated about behaviour in the parks“, „Garbage in the parks because of the lack of trash cans“, „I've observed renovations in several parks, more garbage“.

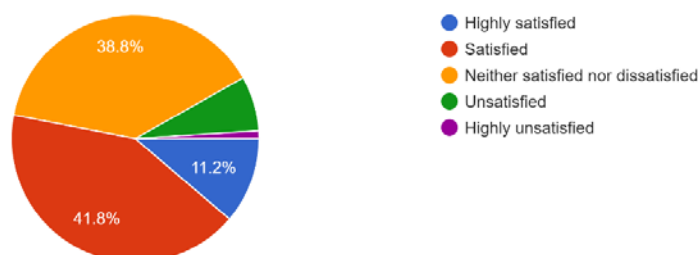
Group 3. Refugees from Ukraine:

„Degradation of human consciousness. I observed a lot of graffiti and garbage“, „Broken benches, graffiti as a result of vandalism and lack of culture“, „There are more people in the city now“, „Negative changes due to increased population“.

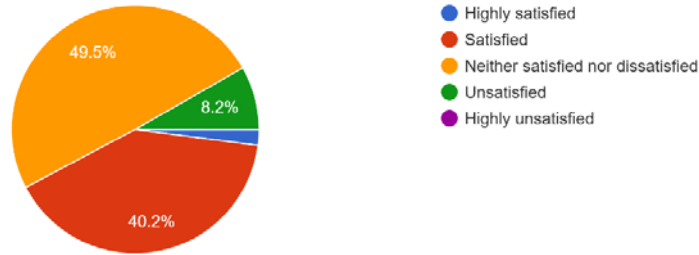
41. Are you satisfied with the improvements to the green areas of Prague?

	Highly satisfied	Satisfied	Neither satisfied nor dissatisfied	Unsatisfied	Highly unsatisfied
Local residents	11 (11,2%)	41 (41,8%)	38 (38,8%)	7 (7,1%)	1 (1%)
Expats	2 (2,1%)	39 (40,2%)	48 (49,5%)	8 (8,2%)	-
Refugees from Ukraine	10 (21,7%)	20 (43,5%)	16 (34,8%)	-	-

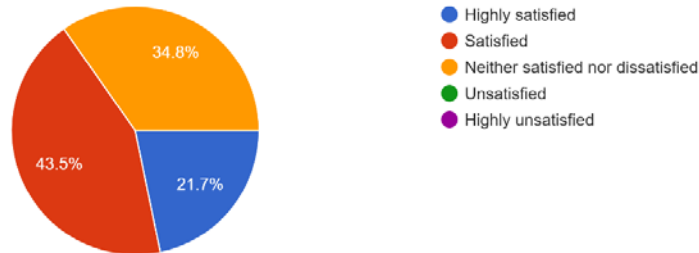
Group 1. Local residents:



Group 2. Expats:



Group 3. Refugees from Ukraine:



42. What in your opinion needs to be done to improve the functioning of nature areas?

Group 1. Local residents:

„Plant more trees“, „Dissemination of information about nature protection“, „Increase penalties for polluting these areas“, „Increase the participation of environmental experts, less politicians“, „Its all great in the center of the city but not at the edge yet“, „Put more trash cans in the places so that people don't trash“, „Most cases of modification have a good idea but a worse execution“, „Plant more trees, more trash bins there, info-stands with rules and information about natural components“, „Changes in natural-parks management system, work on infrastructure improvement in parks“, „Improve ways of environmental protection“, „More trash bins are needed so people will not throw it out along the paths“, „Plant more trees, keep parks clean“, „Organize voluntary events to clean parks and other green areas, keep them in good condition“, „Educate young generation“, „Create more green zones in the city, keep parks clean“, „Plant more trees at the city's streets and in the parks“, „Comprehensive improvement of park sis needed – renovation of paths, creation of sport zones and playgrounds for children“, „It's necessary to maintain cleanliness in the city and parks. Do not allow trash cans to be overflowing with garbage. Install signs asking people to respect nature and cleanliness in the city“.

Group 2. Expats:

„Increase area of permeable surfaces, plant new trees“, „Probably find every small opportunity to have green areas into any abandoned spaces including open barren terraces“, „More biodiverse planting, not planting invasive species, more urban wetlands, educational signs for children (and adults), varied terrain and less focus on artificial structures“, „Plant more native species of trees and plants in the parks, retain as much as original shape of waterbodies“, „Better roads in the parks, more trees and flowers“, „More greenery, less concrete, better layout in the parks“, „More toilets is needed“, „More greenery, some modernization of parks infrastructure“, „More value to old trees“, „Collect garbage and organize more trash cans and trash collection services“, „To make green areas bigger“, „Add some restricted area only for dogs and more ping pong tables“, „Bike/scooter/trollers paths, I do not use them but it can get

messy when running“, *„Create more outdoor gyms, improve lightning in the nature areas“*, *„More greenery, more separate walking/cycling paths“*, *„Accessibility“*, *„I think grey areas need to be way more green“*, *„Allocating more budget towards renovation and maintenance of green areas“*, *„Less human intervention, more green“*, *„Needs more clean toilets in the parks for sure, and not the nasty bio cabins“*, *„Keeping parks clean, more police*, *„Less concrete, more trees, more trash bins, more jogging lanes“*, *„Improve infrastructure – more lights, trash bins, info stands with rules, more educating content“*, *„Inform people about proper behavior in green areas – posters, info stands, educational videos“*, *„Invest in nature protections and facilities improvement, and ecological education of local community“*, *„Clean areas from the garbage, remove graffiti“*.

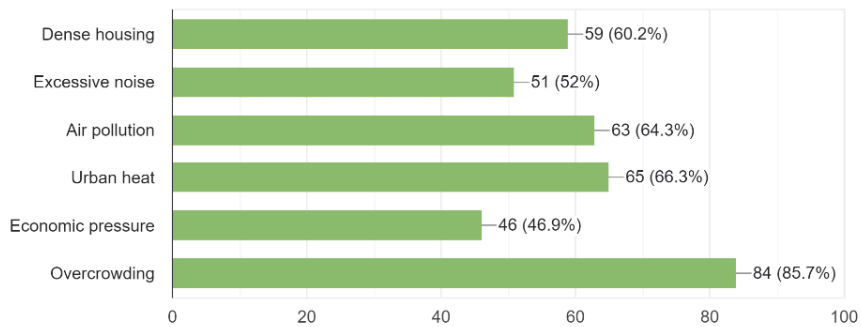
Group 3. Refugees from Ukraine:

„These territories are an excellent springboard for attracting people to the idea of non-violence against nature and animals“, *„Keep the parks clean“*, *„Put up signs with the rules of visiting - to stop vandalism“*, *„Plant more trees in the city“*, *„More toilets and trashcans are needed in the public parks“*, *„I really enjoy spending time in the parks as greenery helps me to reduce stress and stop thinking about daily problems. I haven't noticed negative changes in the parks of Prague but I think more trash cans are needed and more benches“*, *„Separate paths for walkers and cyclists“*, *„Update infrastructure (benches, lighting). Organize group sports activities in parks“*, *„Everything is great“*.

43. What do you think are the main factors that cause urban stress or resource competition in Prague nowadays?

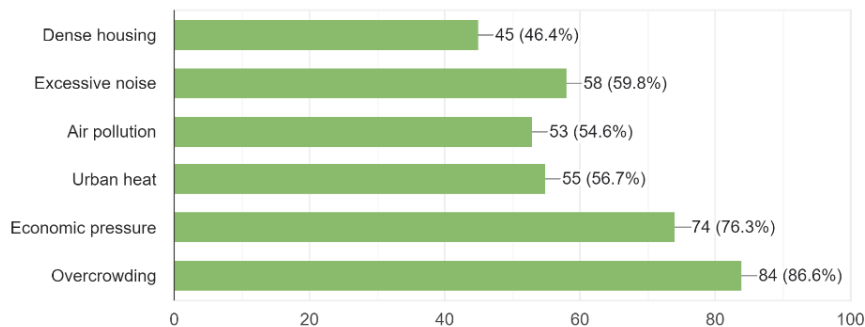
Group 1. Local residents:

98 responses



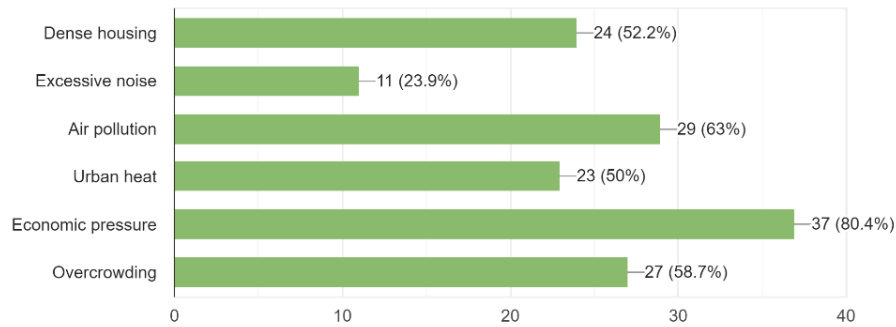
Group 2. Expats:

97 responses



Group 3. Refugees from Ukraine:

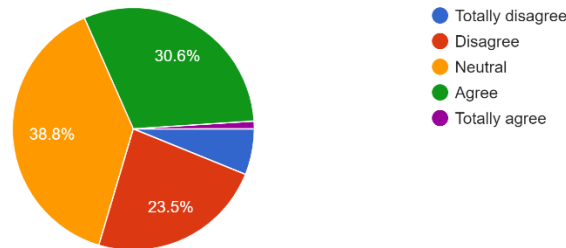
46 responses



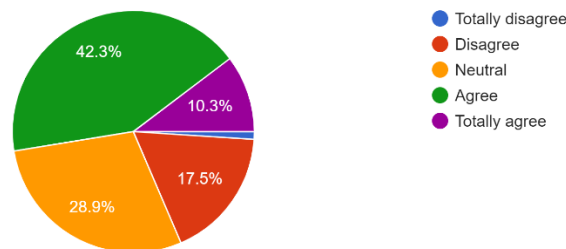
44. Do you agree with the statement that the current migration wave from Ukraine has increased resource competition in Prague?

	Totally disagree	Disagree	Neutral	Agree	Totally agree
Local residents	6 (6,1%)	23 (23,5%)	38 (38,8%)	30 (30,6%)	1 (1%)
Expats	1 (1%)	17 (17,5%)	28 (28,9%)	41 (42,3%)	10 (10,3%)

Group 1. Local residents:



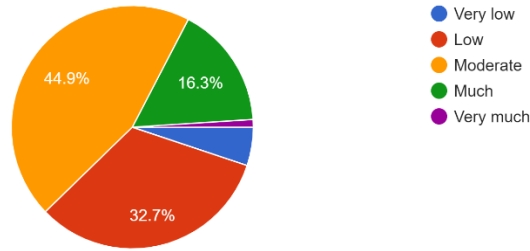
Group 2. Expats:



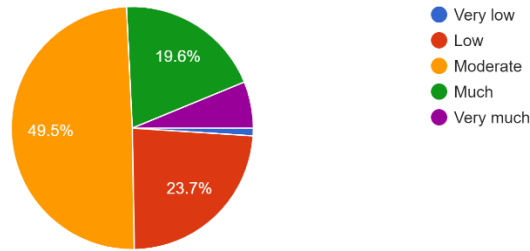
45. How much has the current migration wave from Ukraine affected/increased the level of resource competition in Prague?

	Very low	Low	Moderate	Much	Very much
Local residents	5 (5,1%)	32 (32,7%)	44 (44,9%)	16 (16,3%)	1 (1%)
Expats	1 (1%)	23 (23,7%)	48 (49,5%)	19 (19,6%)	6 (6,2%)

Group 1. Local residents:



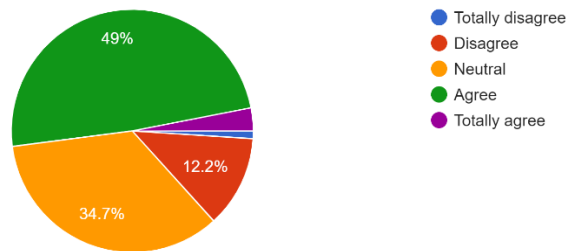
Group 2. Expats:



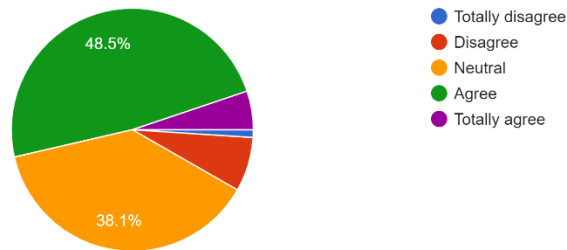
46. The increase in the population in Prague has had a negative impact on the standart of living in the city.

	Totally disagree	Disagree	Neutral	Agree	Totally agree
Local residents	1 (1%)	12 (12,2%)	34 (34,7%)	48 (49%)	3 (3,1%)
Expats	1 (1%)	7 (7,2%)	37 (38,1%)	47 (48,5%)	5 (5,2%)
Refugees from Ukraine	2 (4,3%)	8 (17,4%)	23 (50%)	13 (28,3%)	-

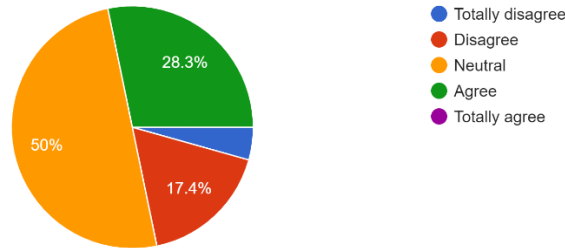
Group 1. Local residents:



Group 2. Expats:



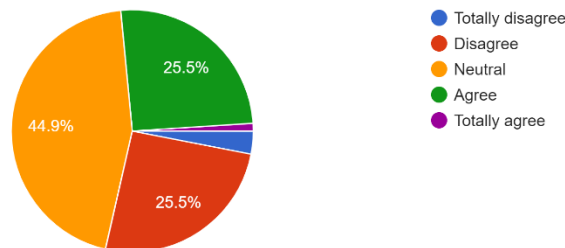
Group 3. Refugees from Ukraine:



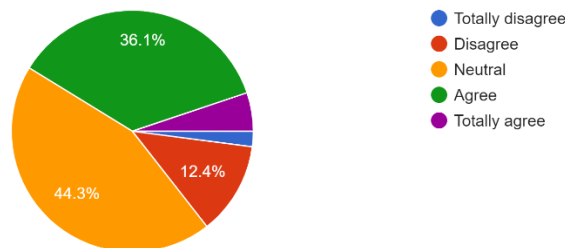
47. The increase in population in Prague had a negative impact on my quality of life.

	Totally disagree	Disagree	Neutral	Agree	Totally agree
Local residents	3 (3,1%)	25 (25,5%)	44 (44,9%)	25 (25,5%)	1 (1%)
Expats	2 (2,1%)	12 (12,4%)	43 (44,3%)	35 (36,1%)	5 (5,2%)
Refugees from Ukraine	4 (8,7%)	16 (34,8%)	24 (52,2%)	2 (4,3%)	-

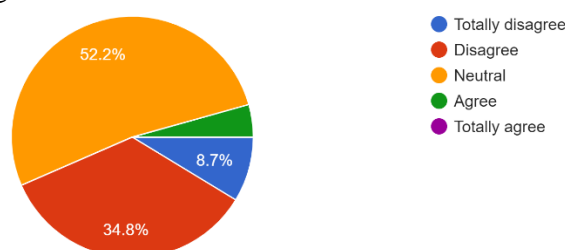
Group 1. Local residents:



Group 2. Expats:



Group 3. Refugees from Ukraine:



Additional comments and suggestions:

Group 2. Expats:

„The migration and the inflation is making a negative impact cause the price of renting is increasing non stop since the beginning of the war by the combinations of these factors and as student without a local income affects my budget“.

Group 3. Refugees from Ukraine:

„Natural areas are a clear example of the commonwealth and synergy of man and the living world around us. It is unacceptable to kill animals just to satisfy your tongue. It is impossible to use nature in such a vandal way. And this, as well as possible, would be appropriate to mention in such beautiful places as gardens and parks so that they would flourish in the future and not be destroyed under the influence of human egoism. Let's coexist with compassion, not kill!“.