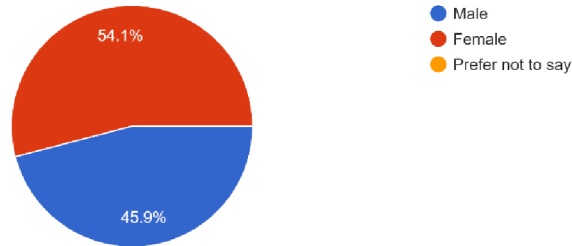


Appendix I. Survey results.

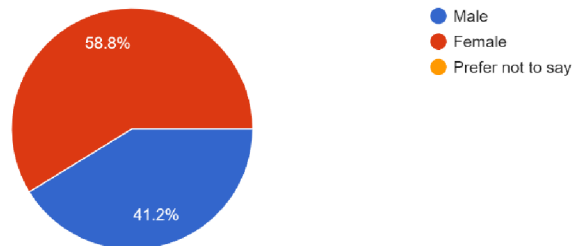
1. Sex:

| | Male | Female |
|-----------------------|-------------------|-------------------|
| Local residents | 45 (45,9%) | 53 (54,1%) |
| Expats | 40 (41,2%) | 57 (58,8%) |
| Refugees from Ukraine | 1 (2,2%) | 45 (97,8%) |

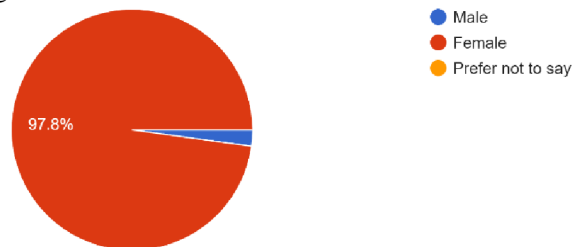
Group 1. Local residents:



Group 2. Expats:



Group 3. Refugees from Ukraine:



2. Age:

| | 18-24 | 25-39 | 40-54 | 55-65 | 65+ |
|-----------------------|-------------------|-------------------|-------------------|-------------------|-----------------|
| Local residents | 33 (33,7%) | 36 (36,7%) | 12 (12,2%) | 11 (11,2%) | 6 (6,1%) |
| Expats | 31 (32%) | 39 (40,2%) | 21 (21,6%) | 5 (5,2%) | 1 (1%) |
| Refugees from Ukraine | 9 (19,6%) | 13 (28,3%) | 13 (28,3%) | 7 (15,2%) | 4 (8,7%) |

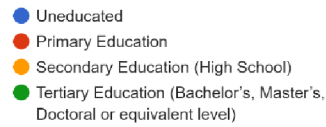
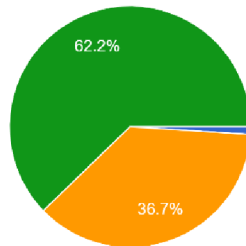
3. Marital status:

| | Unmarried | Married | Divorced | Widowed |
|-----------------------|-------------------|-------------------|------------------|-----------------|
| Local residents | 64 (65,3%) | 31 (31,6%) | 2 (2%) | 1 (1%) |
| Expats | 61 (62,9%) | 29 (29,9%) | 6 (6,2%) | 1 (1%) |
| Refugees from Ukraine | 13 (28,3%) | 27 (58,7%) | 5 (10,9%) | 1 (2,2%) |

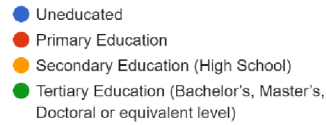
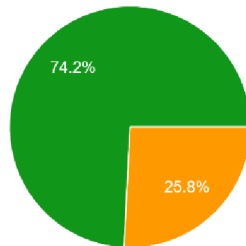
4. Education. Please list your highest level of completed schooling completed:

| | Uneducated | Primary Education | Secondary Education (High School) | Tertiary Education (Bachelor's, Master's, Doctoral or equivalent level) |
|-----------------------|---------------|-------------------|-----------------------------------|---|
| Local residents | 1 (1%) | - | 36 (36,7%) | 61 (62,2%) |
| Expats | - | - | 25 (25,8%) | 72 (74,2%) |
| Refugees from Ukraine | - | - | 11 (23,9%) | 35 (76,1%) |

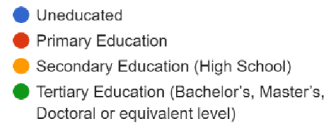
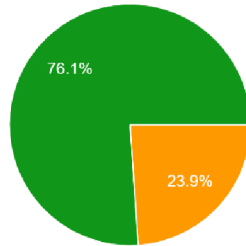
Group 1. Local residents:



Group 2. Expats:



Group 3. Refugees from Ukraine:



5. What is your main occupation today?

| | Local residents | Expats | Refugees from Ukraine |
|---------------------|-------------------|-------------------|-----------------------|
| Government employee | 2 (2%) | 4 (4,1%) | - |
| Private employee | 41 (41,8%) | 42 (43,3%) | 32 (69,6%) |
| Self-employed | 8 (8,2%) | 7 (7,2%) | 4 (8,7%) |
| House wife | 2 (2%) | 4 (4,1%) | - |
| Student | 31 (31,6%) | 37 (38,1%) | 4 (8,7%) |

| | | | |
|-------------------|-------------------|---------------|-----------------|
| Pensioner/Retired | 11 (11,2%) | 1 (1%) | 2 (4,3%) |
| Unemployed | 3 (3,1%) | 1 (1%) | 4 (8,7%) |
| Businessman | - | 1 (1%) | - |

6. Professional status:

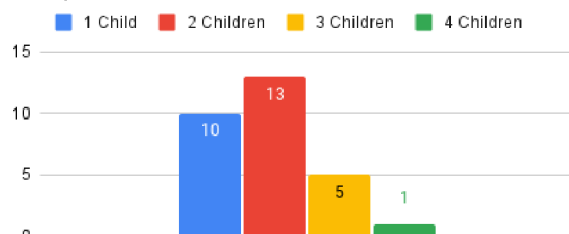
| | | |
|-----------------------|---|-------------------|
| | An expert in the field of environmental sciences, landscape and ecology | Lack of expertise |
| Local residents | 5 (5,1%) | 93 (94,9%) |
| Expats | 10 (10,3%) | 87 (89,7%) |
| Refugees from Ukraine | 2 (4,3%) | 44 (95,7%) |

7. Do you have children?

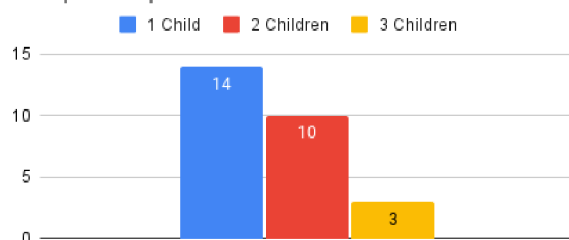
| | | |
|-----------------------|-------------------|-------------------|
| | Yes | No |
| Local residents | 29 (29,6%) | 69 (70,4%) |
| Expats | 26 (26,8%) | 71 (73,2%) |
| Refugees from Ukraine | 31 (67,4%) | 15 (32,6%) |

8. If yes, how many children do you have?

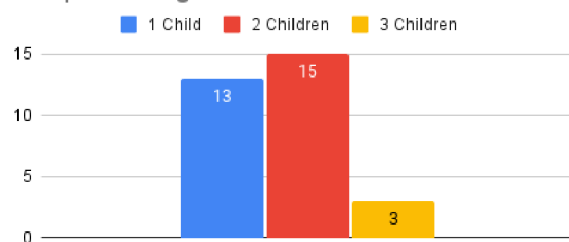
Group 1. Local residents



Group 2. Expats



Group 3. Refugees from Ukraine



9. Do you live in:

| | Private house | Apartment | Flatshare | Dormitories/Student halls |
|-----------------------|-------------------|-------------------|-------------------|---------------------------|
| Local residents | 13 (13,3%) | 50 (51%) | 25 (25,5%) | 10 (10,2%) |
| Expats | 5 (5,2%) | 48 (49,5%) | 30 (30,9%) | 14 (14,4%) |
| Refugees from Ukraine | 1 (2,2%) | 3 (6,5%) | 16 (34,8%) | 26 (56,5%) |

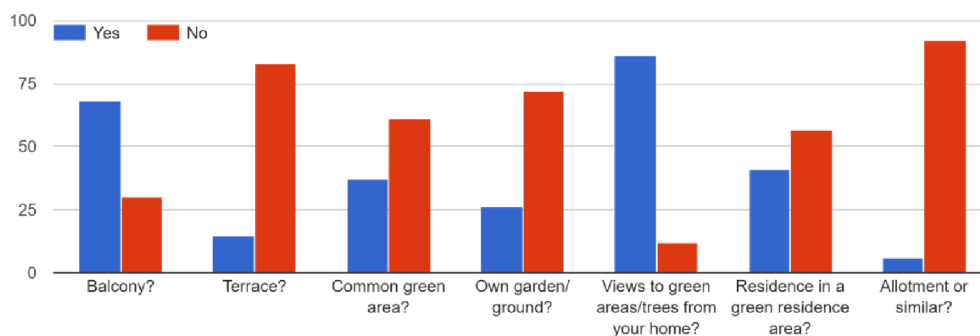
10. What is your estimated monthly household income? (Kč/month)

| | Local residents | Expats | Refugees from Ukraine |
|---------------------|-------------------|-------------------|-----------------------|
| Less than 15000 Kč | 13 (13,3%) | 22 (23,3%) | 17 (37,8%) |
| 15000-35000 Kč | 39 (39,8%) | 26 (27,7%) | 25 (55,6%) |
| 35000-60000 Kč | 28 (28,6%) | 23 (24,5%) | 3 (6,7%) |
| 60000-120000 Kč | 17 (17,3%) | 23 (24,5%) | - |
| More than 120000 Kč | 1 (1%) | - | - |

11. Does your primary place of residence have:

Group 1. Local residents:

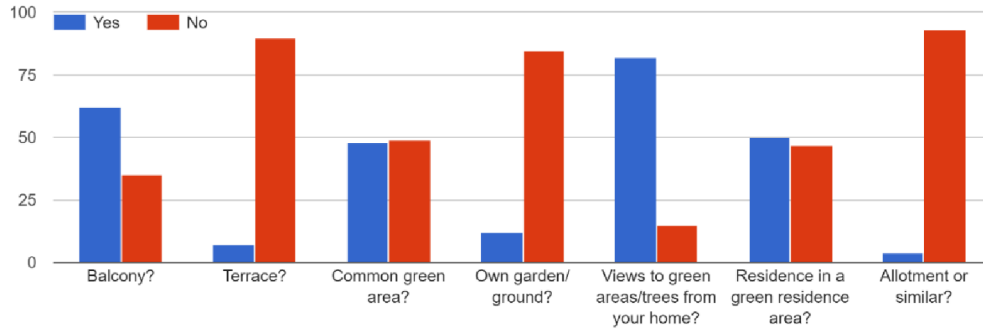
| | Yes | No |
|--|-----|----|
| Balcony? | 68 | 30 |
| Terrace? | 15 | 83 |
| Common green area? | 37 | 61 |
| Own garden/ground? | 26 | 72 |
| Views to green areas/trees from your home? | 86 | 12 |
| Residence in a green residence area? | 41 | 57 |
| Allotment or similar? | 6 | 92 |



Group 2. Expats:

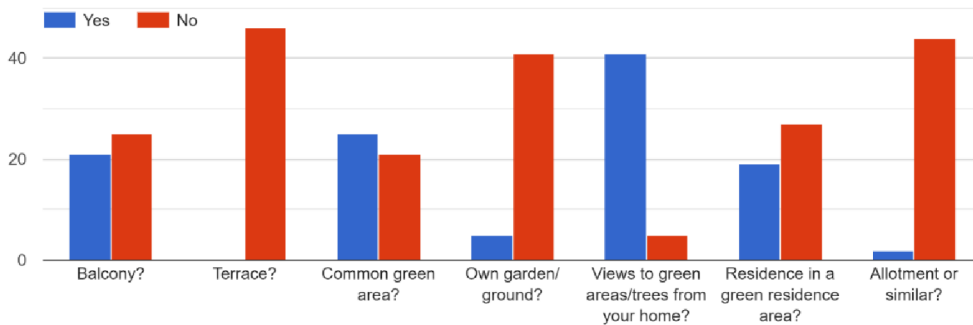
| | Yes | No |
|--|-----|----|
| Balcony? | 62 | 35 |
| Terrace? | 7 | 90 |
| Common green area? | 48 | 49 |
| Own garden/ground? | 12 | 85 |
| Views to green areas/trees from your home? | 82 | 15 |

| | | |
|--------------------------------------|----|----|
| Residence in a green residence area? | 50 | 47 |
| Allotment or similar? | 4 | 93 |



Group 3. Refugees from Ukraine:

| Does your primary place of residence have: | Yes | No |
|--|-----|----|
| Balcony? | 21 | 25 |
| Terrace? | 0 | 46 |
| Common green area? | 25 | 21 |
| Own garden/ground? | 5 | 41 |
| Views to green areas/trees from your home? | 41 | 5 |
| Residence in a green residence area? | 19 | 27 |
| Allotment or similar? | 2 | 44 |



12. How much is the distance from your residence to:

Group 1. Local residents:

| | 0-100m | 100-300m | 300-600m | 600m-1km | 1-2km | 2-5km | 5-10km | Over 10km | Don't know |
|---------------------------------------|--------|----------|----------|----------|-------|-------|--------|-----------|------------|
| Nearest park/green area? | 16 | 22 | 33 | 22 | 4 | - | - | - | 1 |
| Nearest nature area (more untouched)? | 3 | - | 14 | 6 | 4 | 19 | 28 | 10 | 14 |
| Your place of employment/school? | 7 | 1 | 3 | 4 | 29 | 25 | 10 | 10 | 9 |
| Your favourite green area? | 2 | 1 | 11 | 16 | 36 | 22 | - | 5 | 5 |

| | | | | | | | | | |
|--|----|----|----|----|----|---|---|---|----|
| The green area you use the most? | 8 | 9 | 29 | 30 | 14 | 1 | - | 3 | 4 |
| Any other open space (e.g. playground, sporting field, hiking trail, etc.) | 11 | 39 | 20 | 8 | 8 | 1 | - | - | 11 |

Group 2. Expats:

| | 0-100m | 100-300m | 300-600m | 600m-1km | 1-2km | 2-5km | 5-10km | Over 10km | Don't know |
|--|--------|----------|----------|----------|-------|-------|--------|-----------|------------|
| Nearest park/green area? | 11 | 15 | 23 | 27 | 19 | 1 | - | - | 1 |
| Nearest nature area (more untouched)? | 2 | 3 | 2 | 5 | 11 | 21 | 24 | 6 | 24 |
| Your place of employment/ school? | 4 | 4 | 4 | 8 | 29 | 31 | 9 | 5 | 5 |
| Your favourite green area? | 2 | 1 | 7 | 12 | 37 | 31 | 6 | 1 | 1 |
| The green area you use the most? | 5 | 6 | 18 | 18 | 37 | 12 | - | - | 1 |
| Any other open space (e.g. playground, sporting field, hiking trail, etc.) | 8 | 27 | 31 | 20 | 5 | - | 2 | 1 | 8 |

Group 3. Refugees from Ukraine:

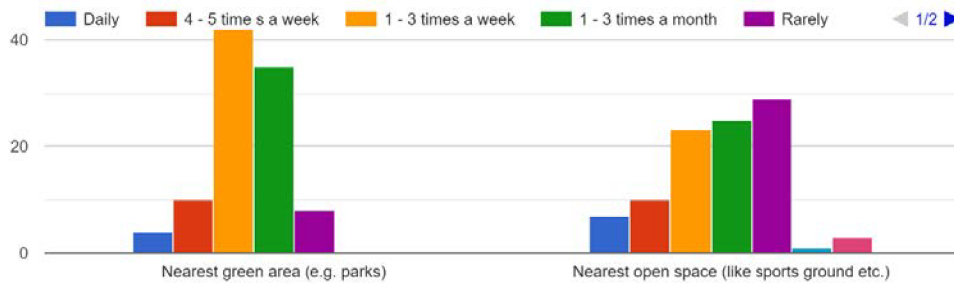
| | 0-100m | 100-300m | 300-600m | 600m-1km | 1-2km | 2-5km | 5-10km | Over 10km | Don't know |
|---------------------------------------|--------|----------|----------|----------|-------|-------|--------|-----------|------------|
| Nearest park/green area? | 5 | 5 | 16 | 12 | 6 | - | - | - | 2 |
| Nearest nature area (more untouched)? | - | 2 | - | 4 | 6 | 8 | 10 | 6 | 11 |
| Your place of employment/school? | 2 | 4 | 1 | 1 | 12 | 17 | 1 | 1 | 7 |
| Your favourite green area? | 1 | 3 | 3 | 3 | 13 | 11 | - | - | 12 |
| The green area you use the most? | 2 | 8 | 14 | 12 | 7 | - | - | - | 3 |

| | | | | | | | | | |
|--|---|----|----|---|---|---|---|---|----|
| Any other open space (e.g. playground, sporting field, hiking trail, etc.) | 1 | 17 | 14 | 2 | 1 | - | - | - | 11 |
|--|---|----|----|---|---|---|---|---|----|

13. How often do you visit/stay in these areas? (e.g. going through or staying)

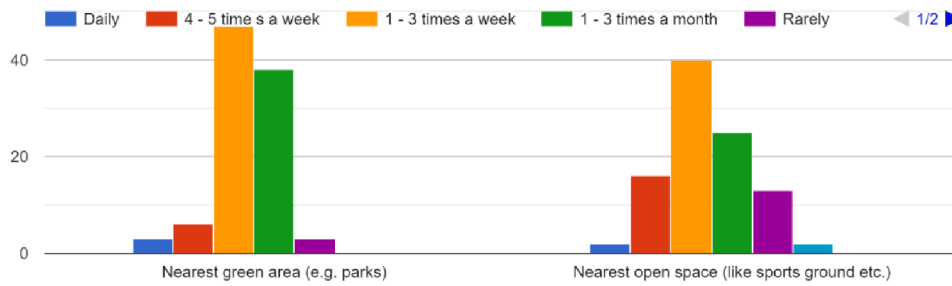
Group 1. Local residents:

| | Daily | 4-5 times a week | 1-3 times a week | 1-3 times a month | Rarely | Never | No access |
|---|-------|------------------|------------------|-------------------|--------|-------|-----------|
| Nearest green area (e.g. parks) | 4 | 10 | 42 | 35 | 8 | - | - |
| Nearest open space (like sports ground, etc.) | 7 | 10 | 23 | 25 | 29 | 1 | 3 |



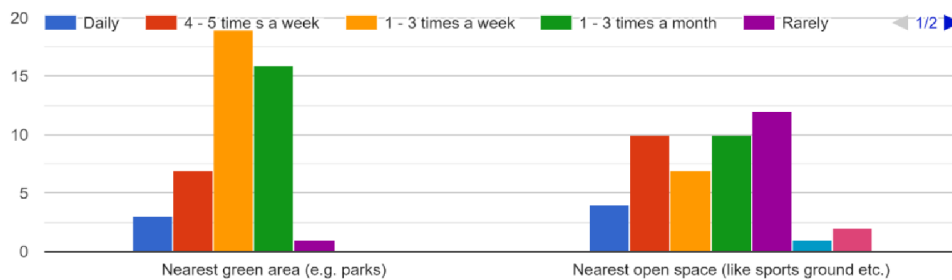
Group 2. Expats:

| | Daily | 4-5 times a week | 1-3 times a week | 1-3 times a month | Rarely | Never | No access |
|---|-------|------------------|------------------|-------------------|--------|-------|-----------|
| Nearest green area (e.g. parks) | 3 | 6 | 47 | 38 | 3 | - | - |
| Nearest open space (like sports ground, etc.) | 2 | 16 | 40 | 25 | 13 | 2 | - |



Group 3. Refugees from Ukraine:

| | Daily | 4-5 times a week | 1-3 times a week | 1-3 times a month | Rarely | Never | No access |
|---|-------|------------------|------------------|-------------------|--------|-------|-----------|
| Nearest green area (e.g. parks) | 3 | 7 | 19 | 16 | 1 | - | - |
| Nearest open space (like sports ground, etc.) | 4 | 10 | 7 | 10 | 12 | 1 | 2 |



14. How long do you stay in green areas in general? (own garden, common garden, park, nature area etc.)

Group 1. Local residents:

| | More than 3 hours per day | 2-3 hours per day | 1-2 hours per day | 30-60 min per day | 15-30 min per day | 0-15 min per day |
|-------------|---------------------------|-------------------|-------------------|-------------------|-------------------|------------------|
| On weekdays | 2 | 2 | 11 | 33 | 34 | 16 |
| On weekends | 7 | 12 | 36 | 33 | 8 | 2 |
| On vacation | 19 | 19 | 35 | 21 | 4 | - |

Group 2. Expats:

| | More than 3 hours per day | 2-3 hours per day | 1-2 hours per day | 30-60 min per day | 15-30 min per day | 0-15 min per day |
|--|---------------------------|-------------------|-------------------|-------------------|-------------------|------------------|
| | | | | | | |

| | | | | | | |
|-------------|----|----|----|----|----|----|
| On weekdays | - | - | 11 | 39 | 36 | 12 |
| On weekends | 4 | 10 | 29 | 48 | 5 | 2 |
| On vacation | 12 | 16 | 42 | 25 | 2 | - |

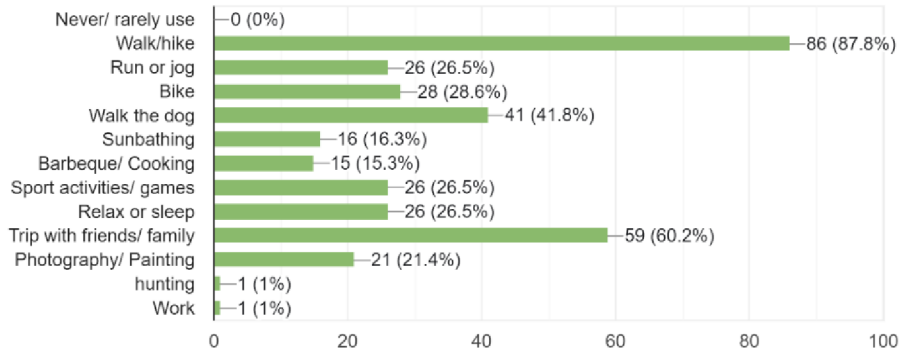
Group 3. Refugees from Ukraine:

| | More than 3 hours per day | 2-3 hours per day | 1-2 hours per day | 30-60 min per day | 15-30 min per day | 0-15 min per day |
|-------------|---------------------------------|----------------------|----------------------|----------------------|----------------------|---------------------|
| On weekdays | - | 1 | 5 | 9 | 16 | 15 |
| On weekends | 1 | 10 | 28 | 6 | 1 | - |
| On vacation | 9 | 18 | 17 | 2 | - | - |

15. What activities do you enjoy doing most often in the green areas?

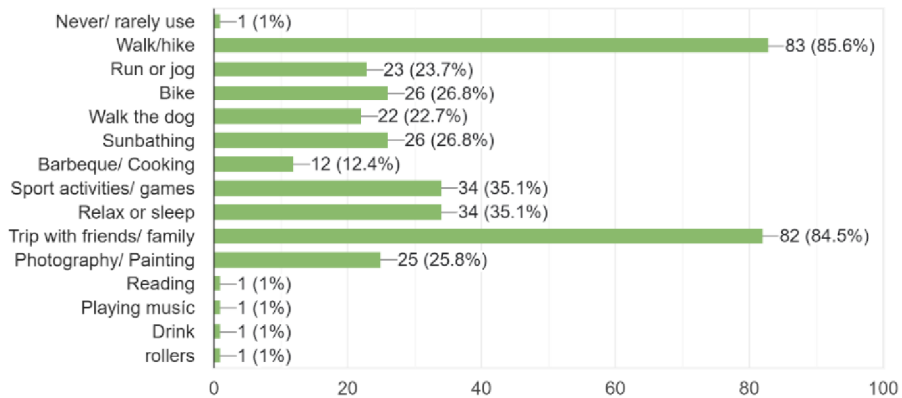
Group 1. Local residents:

98 responses



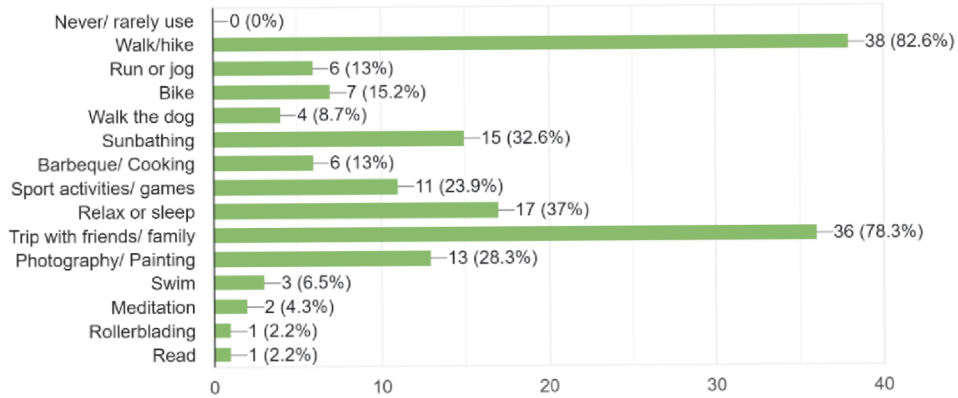
Group 2. Expats:

97 responses



Group 3. Refugees from Ukraine:

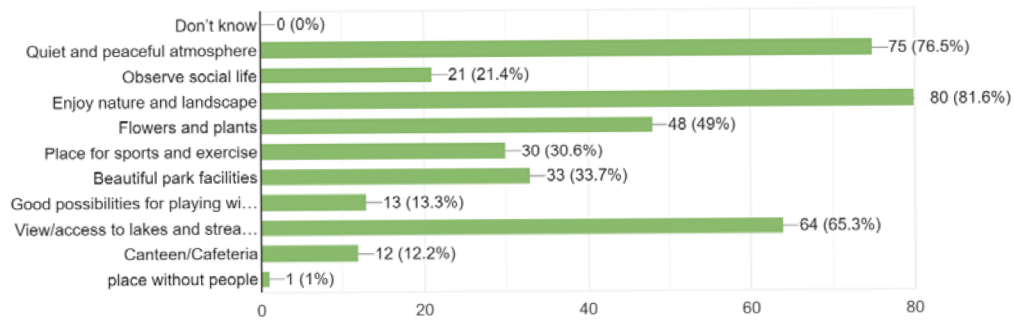
46 responses



16. When you visit one of the green areas, what qualities do you expect to find?

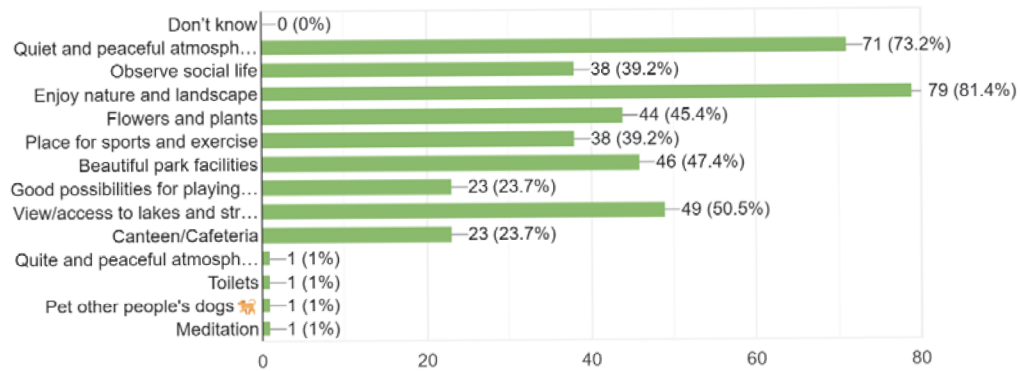
Group 1. Local residents:

98 responses



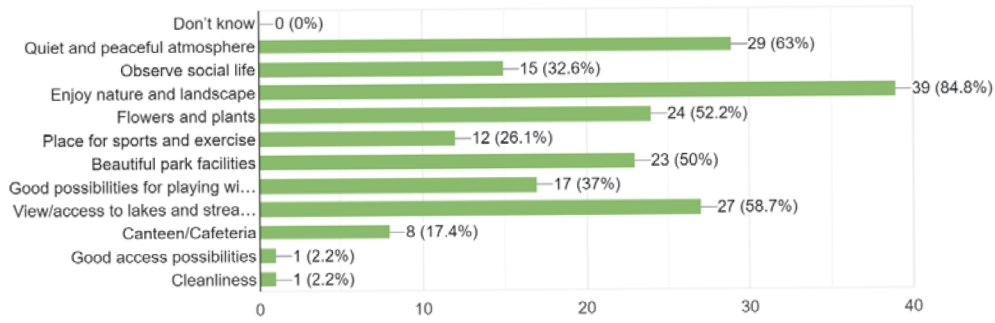
Group 2. Expats:

97 responses



Group 3. Refugees from Ukraine:

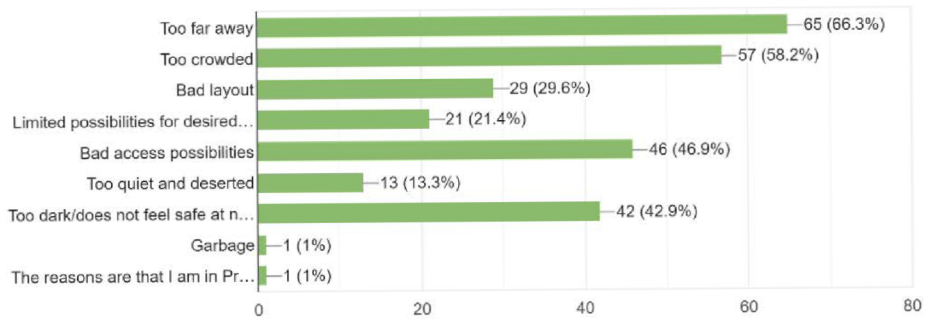
46 responses



17. What reasons might cause you to limit your use of the green areas?

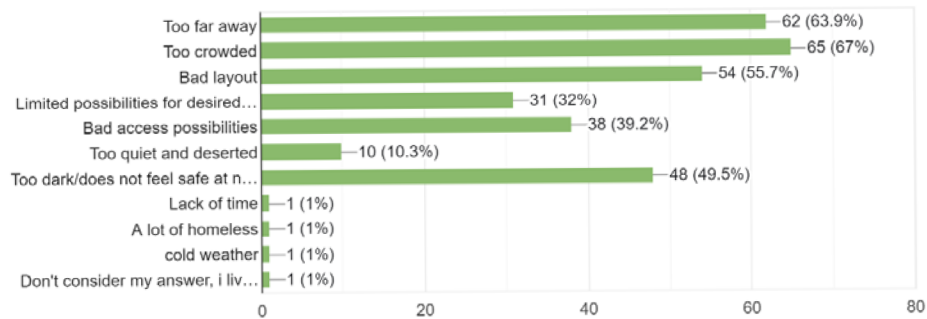
Group 1. Local residents:

98 responses



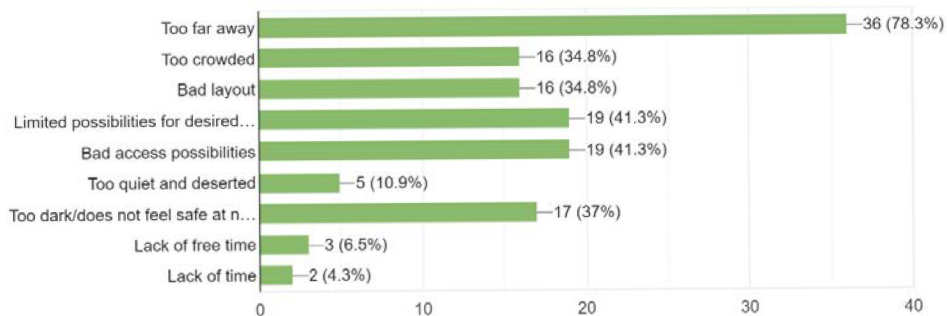
Group 2. Expats:

97 responses



Group 3. Refugees from Ukraine:

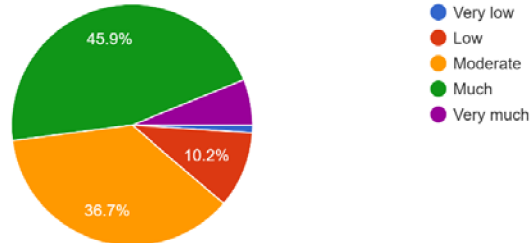
46 responses



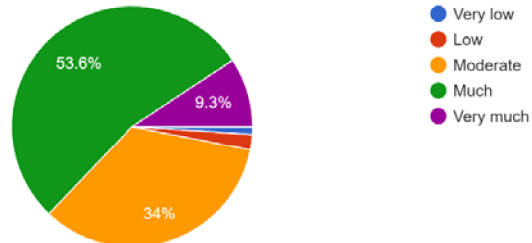
18. Are you satisfied with the number of green spaces in the city?

| | Very low | Low | Moderate | Much | Very much |
|-----------------------|----------|------------|------------|------------|------------|
| Local residents | 1 (1%) | 10 (10,2%) | 36 (36,7%) | 45 (45,9%) | 6 (6,1%) |
| Expats | 1 (1%) | 2 (2,1%) | 33 (34%) | 52 (53,6%) | 9 (9,3%) |
| Refugees from Ukraine | - | 1 (2,2%) | 16 (34,8%) | 19 (41,3%) | 10 (21,7%) |

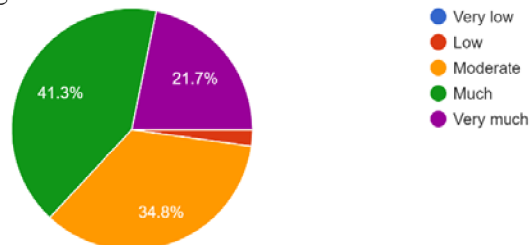
Group 1. Local residents:



Group 2. Expats:



Group 3. Refugees from Ukraine:



19. Is it important for you to find green areas that are close to your residence with this content?

Group 1. Local residents:

| | Very important | Important | Neither important nor unimportant | Less important | Absolute not important | Don't know |
|-------------------------------|----------------|-----------|-----------------------------------|----------------|------------------------|------------|
| Diverse plant and animal life | 24 | 65 | 4 | 4 | 1 | 0 |
| Barbeque and fireplaces | 3 | 12 | 29 | 25 | 24 | 5 |
| A lot of trees | 58 | 37 | 3 | 0 | 0 | 0 |
| Path and road free areas | 8 | 47 | 31 | 9 | 2 | 1 |
| Open areas | 12 | 44 | 33 | 4 | 1 | 4 |

| | | | | | | |
|--------------------------------|----|----|----|----|----|----|
| Views | 26 | 52 | 7 | 14 | 0 | 0 |
| A lot of lay-by and seat place | 21 | 40 | 22 | 14 | 0 | 1 |
| Clean areas | 26 | 54 | 18 | 0 | 0 | 0 |
| Lighting | 12 | 39 | 27 | 15 | 5 | 0 |
| Toilets | 2 | 25 | 29 | 37 | 5 | 0 |
| Paths for exercise | 2 | 35 | 25 | 30 | 6 | 0 |
| Fountains | 2 | 3 | 22 | 42 | 27 | 2 |
| Grass lawns | 5 | 21 | 45 | 24 | 3 | 0 |
| Utilities for playing | 3 | 20 | 36 | 29 | 9 | 1 |
| Place for prayer | 1 | 0 | 20 | 17 | 49 | 11 |
| Flower garden e.g. rose garden | 3 | 17 | 39 | 26 | 10 | 3 |
| Cafe/restaurant | 2 | 10 | 33 | 35 | 16 | 2 |

Group 2. Expats:

| | Very important | Important | Neither important nor unimportant | Less important | Absolute not important | Don't know |
|--------------------------------|----------------|-----------|-----------------------------------|----------------|------------------------|------------|
| Diverse plant and animal life | 23 | 55 | 14 | 1 | 1 | 3 |
| Barbeque and fireplaces | 1 | 24 | 27 | 32 | 12 | 1 |
| A lot of trees | 51 | 44 | 1 | 2 | 0 | 0 |
| Path and road free areas | 14 | 44 | 30 | 9 | 0 | 0 |
| Open areas | 17 | 46 | 29 | 5 | 0 | 0 |
| Views | 26 | 65 | 5 | 1 | 0 | 0 |
| A lot of lay-by and seat place | 7 | 45 | 38 | 8 | 0 | 0 |
| Clean areas | 37 | 48 | 9 | 2 | 0 | 1 |
| Lighting | 19 | 51 | 22 | 5 | 0 | 0 |
| Toilets | 18 | 39 | 29 | 11 | 0 | 0 |
| Paths for exercise | 8 | 25 | 37 | 23 | 4 | 0 |
| Fountains | 1 | 4 | 32 | 35 | 25 | 0 |
| Grass lawns | 7 | 37 | 41 | 12 | 0 | 0 |
| Utilities for playing | 3 | 30 | 21 | 30 | 9 | 4 |
| Place for prayer | 2 | 0 | 21 | 32 | 29 | 13 |
| Flower garden e.g. rose garden | 2 | 17 | 51 | 19 | 7 | 2 |
| Cafe/restaurant | 1 | 26 | 53 | 16 | 2 | 0 |

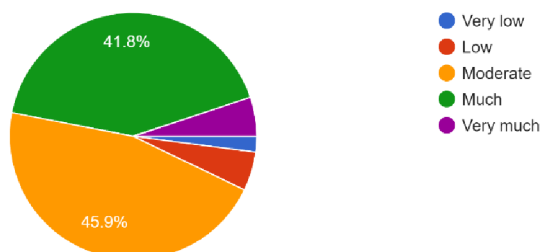
Group 3. Refugees from Ukraine:

| | Very important | Important | Neither important nor unimportant | Less important | Absolute not important | Don't know |
|--------------------------------|----------------|-----------|-----------------------------------|----------------|------------------------|------------|
| Diverse plant and animal life | 15 | 22 | 6 | 1 | 0 | 2 |
| Barbeque and fireplaces | 3 | 4 | 17 | 9 | 10 | 3 |
| A lot of trees | 28 | 17 | 0 | 0 | 0 | 1 |
| Path and road free areas | 9 | 17 | 14 | 4 | 0 | 2 |
| Open areas | 10 | 17 | 12 | 6 | 0 | 1 |
| Views | 7 | 28 | 4 | 6 | 0 | 1 |
| A lot of lay-by and seat place | 13 | 22 | 4 | 6 | 0 | 1 |
| Clean areas | 20 | 23 | 3 | 0 | 0 | 0 |
| Lighting | 11 | 24 | 9 | 2 | 0 | 0 |
| Toilets | 6 | 18 | 16 | 5 | 0 | 1 |
| Paths for exercise | 3 | 19 | 13 | 10 | 1 | 0 |
| Fountains | 2 | 6 | 20 | 16 | 2 | 0 |
| Grass lawns | 3 | 22 | 19 | 1 | 0 | 1 |
| Utilities for playing | 3 | 19 | 14 | 7 | 3 | 0 |
| Place for prayer | 1 | 1 | 15 | 9 | 15 | 5 |
| Flower garden e.g. rose garden | 4 | 19 | 17 | 2 | 1 | 3 |
| Cafe/restaurant | 2 | 8 | 16 | 11 | 7 | 2 |

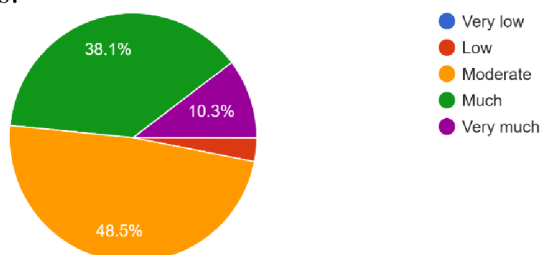
20. Does the quality of the green spaces in the city of Prague satisfy you?

| | Very low | Low | Moderate | Much | Very much |
|-----------------------|----------|----------|------------|------------|------------|
| Local residents | 2 (2%) | 5 (5,1%) | 45 (45,9%) | 41 (41,8%) | 5 (5,1%) |
| Expats | - | 3 (3,1%) | 47 (48,5%) | 37 (38,1%) | 10 (10,3%) |
| Refugees from Ukraine | - | - | 13 (28,3%) | 17 (37%) | 16 (34,8%) |

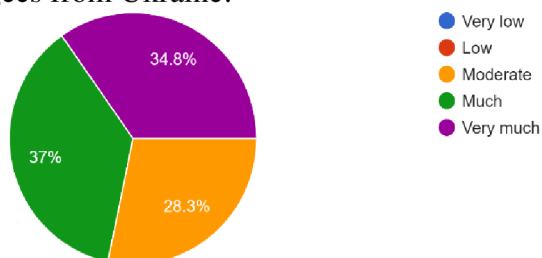
Group 1. Local residents:



Group 2. Expats:



Group 3. Refugees from Ukraine:



21. How often do you exercise or do sports indoors?

| | Daily | 4-5 times a week | 1-3 times a week | 1-3 times a month | Rarely | Never |
|-----------------------|----------|------------------|------------------|-------------------|------------|----------|
| Local residents | - | 11 (11,2%) | 57 (58,2%) | 5 (5,1%) | 21 (21,4%) | 4 (4,1%) |
| Expats | 2 (2,1%) | 10 (10,3%) | 54 (55,7%) | 9 (9,3%) | 20 (20,6%) | 2 (2,1%) |
| Refugees from Ukraine | - | 2 (4,3%) | 22 (47,8%) | 5 (10,9%) | 14 (30,4%) | 3 (6,5%) |

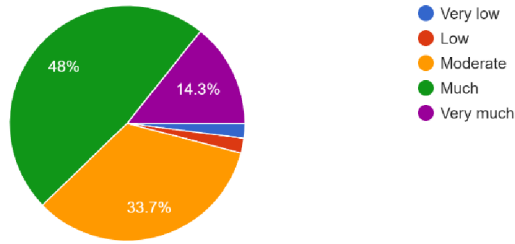
22. How often do you use the outdoor green areas for sport and exercise?

| | Daily | 4-5 times a week | 1-3 times a week | 1-3 times a month | Rarely | Never |
|-----------------------|--------|------------------|------------------|-------------------|------------|----------|
| Local residents | - | 2 (2%) | 19 (19,4%) | 32 (32,7%) | 36 (36,7%) | 9 (9,2%) |
| Expats | 1 (1%) | 3 (3,1%) | 24 (24,7%) | 35 (36,1%) | 27 (27,8%) | 7 (7,2%) |
| Refugees from Ukraine | - | - | 10 (21,7%) | 12 (26,1%) | 20 (43,5%) | 4 (8,7%) |

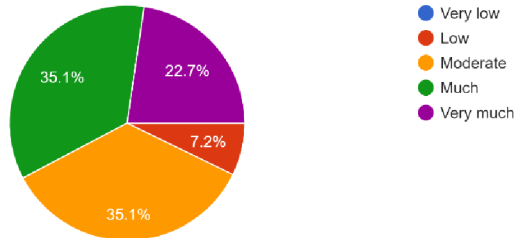
23. Time that I spend in urban green areas has a positive effect on my physical health.

| | Very low | Low | Moderate | Much | Very much |
|-----------------------|----------|----------|------------|------------|------------|
| Local residents | 2 (2%) | 2 (2%) | 33 (33,7%) | 47 (48%) | 14 (14,3%) |
| Expats | - | 7 (7,2%) | 34 (35,1%) | 34 (35,1%) | 22 (22,7%) |
| Refugees from Ukraine | - | 1 (2,2%) | 13 (28,3%) | 22 (47,8%) | 10 (21,7%) |

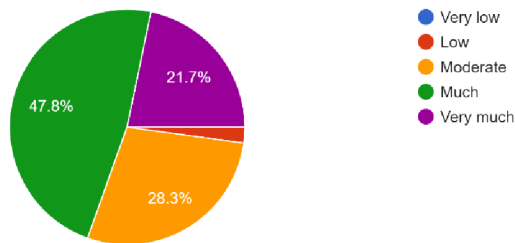
Group 1. Local residents:



Group 2. Expats:



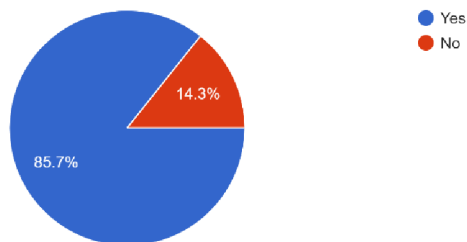
Group 3. Refugees from Ukraine:



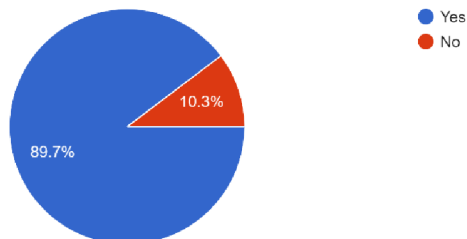
24. Do you have hobbies where you are physically active?

| | Yes | No |
|-----------------------|-------------------|-------------------|
| Local residents | 84 (85,7%) | 14 (14,3%) |
| Expats | 87 (89,7%) | 10 (10,3%) |
| Refugees from Ukraine | 37 (80,4%) | 9 (19,6%) |

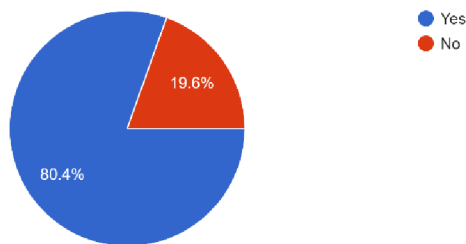
Group 1. Local residents:



Group 2. Expats:



Group 3. Refugees from Ukraine:



25. If yes, please list these hobbies:

Group 1. Local residents. Most common answers are:

„Long walks“, „Hiking“, „Garden work“, „Football“, „Dancing“, „Playing with children“, „Cycling“, „Gym“, „Karate“, „Jogging“, „Fitness“, „Zumba“, „Pilates“, „Swimming“, „Workout“, „Fishing“, „Skiing“, „Yoga“, „Skating“, „Walks with dog“, „Tourism“, „Climbing“, „Tennis“, „Hunting“.

Group 2. Expats. Most common answers are:

„Gym“, „Long walks“, „Dancing“, „Fitness“, „Hiking“, „Stretching“, „Meditation“, „Jogging“, „Rollerskating“, „Gardening“, „Yoga“, „Cycling“, „Street workout“, „Swimming“, „Climbing“, „Skiing“, „Athletics“, „Basketball“, „Beach volleyball“, „Bouldering“, „Horse riding“, „Skating“, „Pilates“, „Fishing“.

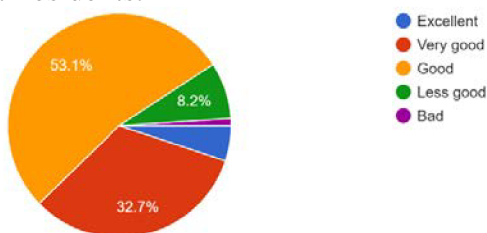
Group 3. Refugees from Ukraine. Most common answers are:

„Aerobics“, „Picking mushrooms in the forest“, „Cycling“, „Rollerblading“, „Garden work“, „Fitness“, „Gym“, „Hiking“, „Jogging“, „Long walks“, „Diving“, „Swimming“, „Volleyball“, „Shopping“, „Dancing“, „I am physically active at my work“.

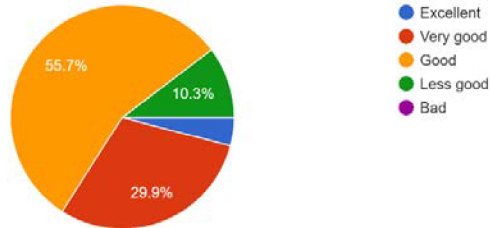
26. How would you describe your condition of physical health?

| | Excellent | Very good | Good | Less good | Bad |
|-----------------------|-----------|------------|------------|------------|--------|
| Local residents | 5 (5,1%) | 32 (32,7%) | 52 (53,1%) | 8 (8,2%) | 1 (1%) |
| Expats | 4 (4,1%) | 29 (29,9%) | 54 (55,7%) | 10 (10,3%) | - |
| Refugees from Ukraine | - | 16 (34,8%) | 20 (43,5%) | 10 (21,7%) | - |

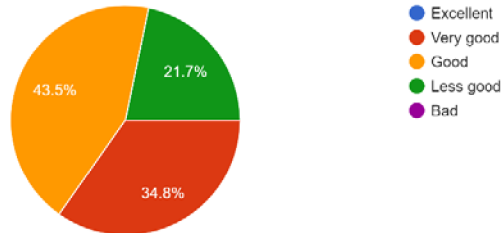
Group 1. Local residents:



Group 2. Expats:



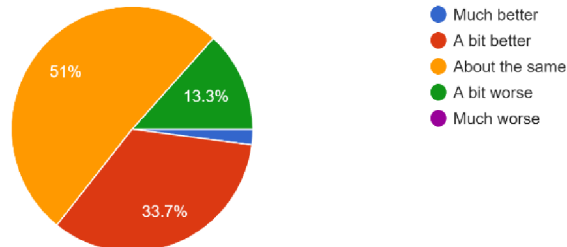
Group 3. Refugees from Ukraine:



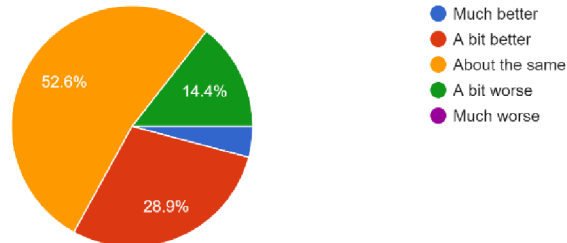
27. How would you rank your health compared to other people in your age group?

| | Much better | A bit better | About the same | A bit worse | Much worse |
|-----------------------|-------------|--------------|----------------|-------------|------------|
| Local residents | 2 (2%) | 33 (33,7%) | 50 (51%) | 13 (13,3%) | - |
| Expats | 4 (4,1%) | 28 (28,9%) | 51 (52,6%) | 14 (14,4%) | - |
| Refugees from Ukraine | 1 (2,2%) | 16 (34,8%) | 25 (54,3%) | 4 (8,7%) | - |

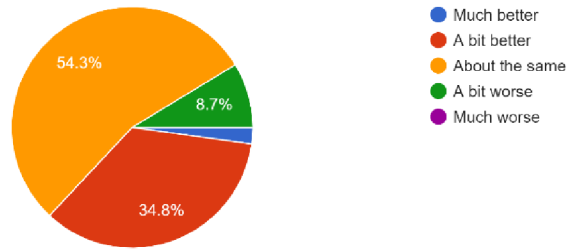
Group 1. Local residents:



Group 2. Expats:



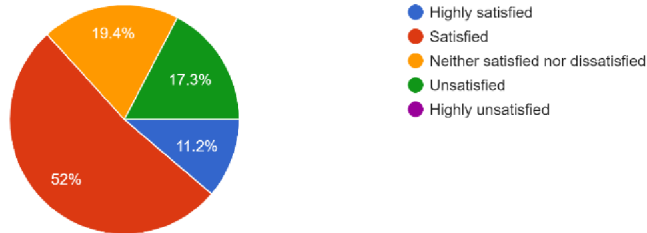
Group 3. Refugees from Ukraine:



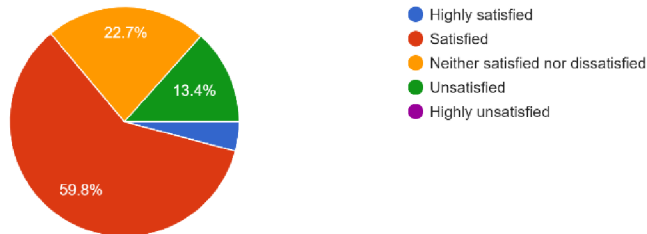
28. Are you satisfied with your health?

| | Highly satisfied | Satisfied | Neither satisfied nor dissatisfied | Unsatisfied | Highly unsatisfied |
|-----------------------|------------------|------------|------------------------------------|-------------|--------------------|
| Local residents | 11 (11,2%) | 51 (52%) | 19 (19,4%) | 17 (17,3%) | - |
| Expats | 4 (4,1%) | 58 (59,8%) | 22 (22,7%) | 13 (13,4%) | - |
| Refugees from Ukraine | 1 (2,2%) | 27 (58,7%) | 7 (15,2%) | 7 (15,2%) | 4 (8,7%) |

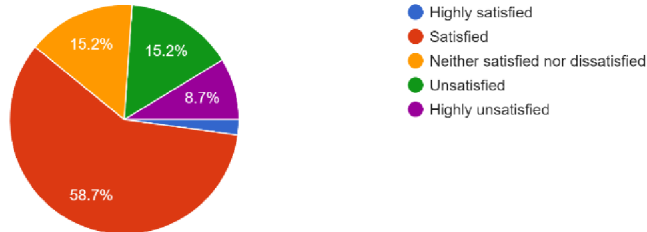
Group 1. Local residents:



Group 2. Expats:



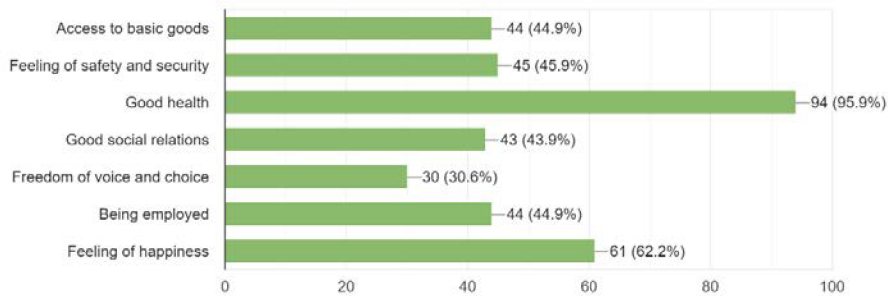
Group 3. Refugees from Ukraine:



29. Which indicators would you choose for determining your sense of well-being?

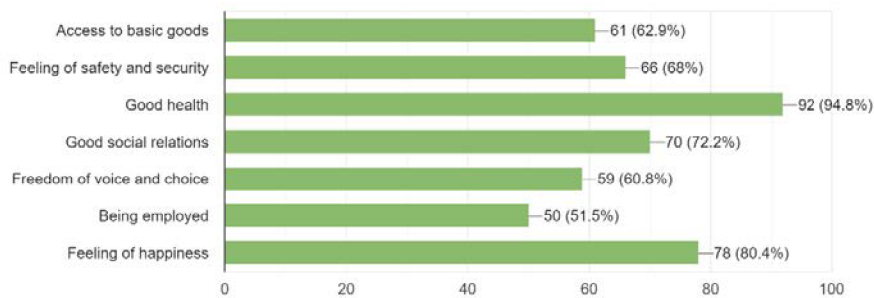
Group 1. Local residents:

98 responses



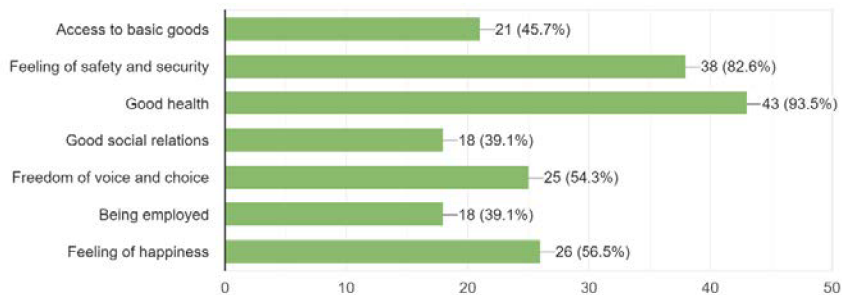
Group 2. Expats:

97 responses



Group 3. Refugees from Ukraine:

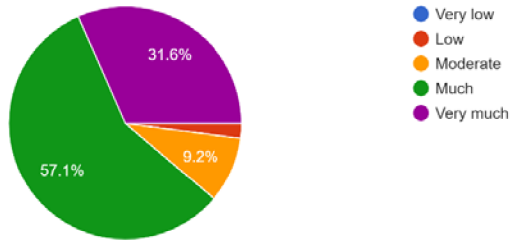
46 responses



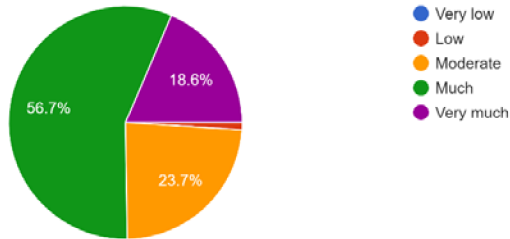
30. Visiting green areas helps me to reduce stress.

| | Very low | Low | Moderate | Much | Very much |
|-----------------------|----------|---------------|-------------------|-------------------|-------------------|
| Local residents | - | 2 (2%) | 9 (9,2%) | 56 (57,1%) | 31 (31,6%) |
| Expats | - | 1 (1%) | 23 (23,7%) | 55 (56,7%) | 18 (18,6%) |
| Refugees from Ukraine | - | - | 3 (6,5%) | 28 (60,9%) | 15 (32,6%) |

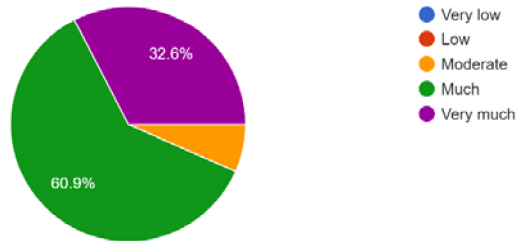
Group 1. Local residents:



Group 2. Expats:



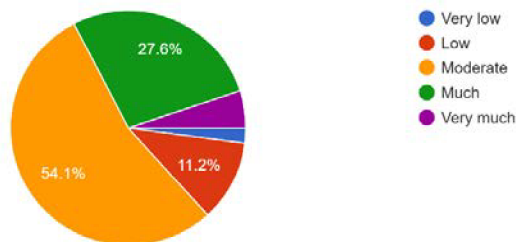
Group 3. Refugees from Ukraine:



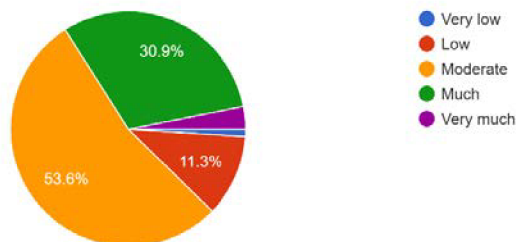
31. Time I spend in green areas has a positive effect on my socialization.

| | Very low | Low | Moderate | Much | Very much |
|-----------------------|----------|------------|------------|------------|-----------|
| Local residents | 2 (2%) | 11 (11,2%) | 53 (54,1%) | 27 (27,6%) | 5 (5,1%) |
| Expats | 1 (1%) | 11 (11,3%) | 52 (53,6%) | 30 (30,9%) | 3 (3,1%) |
| Refugees from Ukraine | - | 2 (4,3%) | 22 (47,8%) | 22 (47,8%) | - |

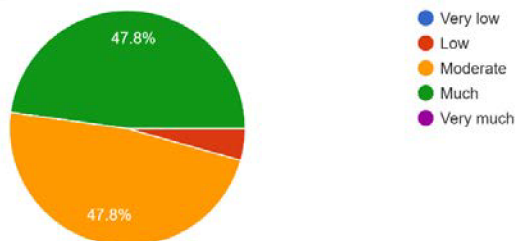
Group 1. Local residents:



Group 2. Expats:



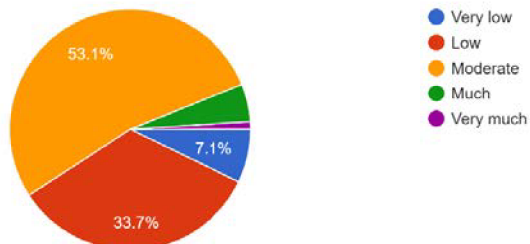
Group 3. Refugees from Ukraine:



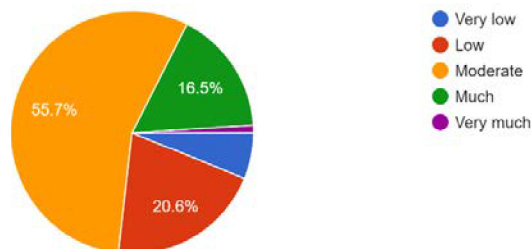
32. Visiting green areas helps me to meet new people.

| | Very low | Low | Moderate | Much | Very much |
|-----------------------|----------|------------|------------|------------|-----------|
| Local residents | 7 (7,1%) | 33 (33,7%) | 52 (53,1%) | 5 (5,1%) | 1 (1%) |
| Expats | 6 (6,2%) | 20 (20,6%) | 54 (55,7%) | 16 (16,5%) | 1 (1%) |
| Refugees from Ukraine | - | 9 (19,6%) | 25 (54,3%) | 12 (26,1%) | - |

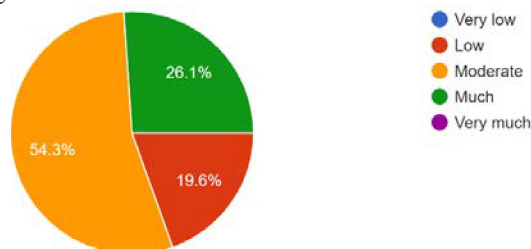
Group 1. Local residents:



Group 2. Expats:



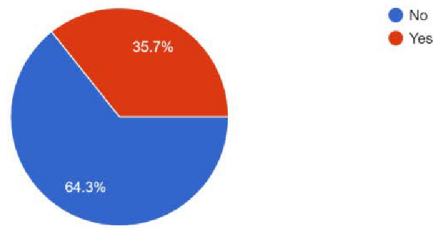
Group 3. Refugees from Ukraine:



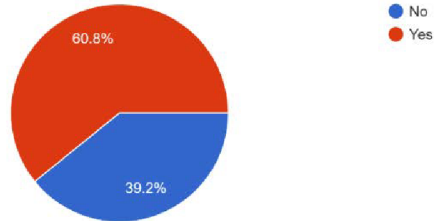
33. In the last 6 months I have met new people in the green areas.

| | Yes | No |
|-----------------------|------------|------------|
| Local residents | 35 (35,7%) | 63 (64,3%) |
| Expats | 59 (60,8%) | 38 (39,2%) |
| Refugees from Ukraine | 31 (67,4%) | 15 (32,6%) |

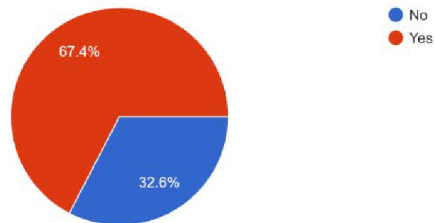
Group 1. Local residents:



Group 2. Expats:



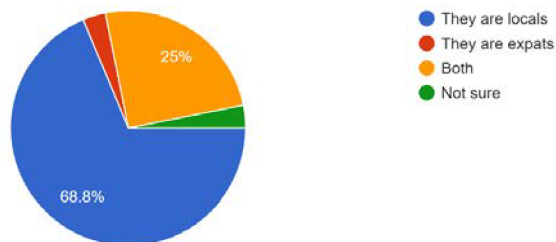
Group 3. Refugees from Ukraine:



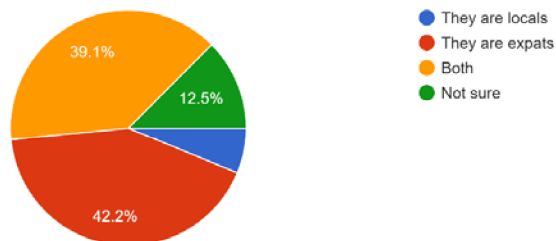
34. If yes, are these people locals or expats?

| | They are locals | They are expats | Both | Not sure |
|-----------------------|-----------------|-----------------|------------|-----------|
| Local residents | 22 (68,8%) | 1 (3,1%) | 8 (25%) | 1 (3,1%) |
| Expats | 4 (6,3%) | 27 (42,2%) | 25 (39,1%) | 8 (12,5%) |
| Refugees from Ukraine | 9 (29%) | 10 (32,3%) | 10 (32,3%) | 2 (6,5%) |

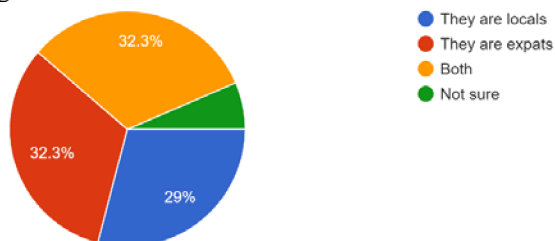
Group 1. Local residents:



Group 2. Expats:



Group 3. Refugees from Ukraine:



35. Within the last two years have you:

Group 1. Local residents:

| | Almost daily | At most 1 time a week | At most 1 time every 2 weeks | At most 1 time a month | At most 1 time every 3 months | Rarely | Never |
|---|--------------|-----------------------|------------------------------|------------------------|-------------------------------|--------|-------|
| Had a strong headache | 1 | 4 | 9 | 26 | 23 | 34 | 1 |
| Felt stressed | 9 | 6 | 4 | 20 | 36 | 23 | |
| Felt unusually tired (esp. pain in | 7 | 5 | 7 | 21 | 37 | 20 | 1 |
| Feel full of energy when you get up | 31 | 53 | 7 | 1 | 0 | 5 | 1 |
| Concentrated and clear-cut at work | 40 | 49 | 6 | 0 | 0 | 2 | 1 |
| Have a loss of appetite | 1 | 2 | 3 | 5 | 18 | 47 | 22 |
| Suffer from a dust allergy leading to shortness of breath | 4 | 0 | 1 | 0 | 15 | 18 | 60 |
| Experience hypertension | 3 | 0 | 6 | 13 | 15 | 25 | 36 |
| Have had a cerebrovascular accidents (Stroke) | 0 | 1 | 0 | 0 | 1 | 2 | 95 |

Group 2. Expats:

| | Almost daily | At most 1 time a week | At most 1 time every 2 weeks | At most 1 time a month | At most 1 time every 3 months | Rarely | Never |
|---|--------------|-----------------------|------------------------------|------------------------|-------------------------------|--------|-------|
| Had a strong headache | 1 | 1 | 12 | 28 | 20 | 34 | 1 |
| Felt stressed | 10 | 9 | 12 | 36 | 20 | 11 | 0 |
| Felt unusually tired (esp. pain in | 7 | 9 | 15 | 21 | 32 | 12 | 1 |
| Feel full of energy when you get up | 37 | 48 | 6 | 2 | 0 | 3 | 1 |
| Concentrated and clear-cut at work | 40 | 46 | 6 | 2 | 1 | 2 | 0 |
| Have a loss of appetite | 0 | 4 | 8 | 8 | 18 | 47 | 12 |
| Suffer from a dust allergy leading to shortness of breath | 1 | 1 | 1 | 2 | 6 | 31 | 55 |
| Experience hypertension | 0 | 0 | 0 | 7 | 20 | 31 | 39 |

| | | | | | | | |
|---|---|---|---|---|---|---|----|
| Have had a cerebrovascular accidents (Stroke) | 0 | 0 | 0 | 0 | 1 | 3 | 93 |
|---|---|---|---|---|---|---|----|

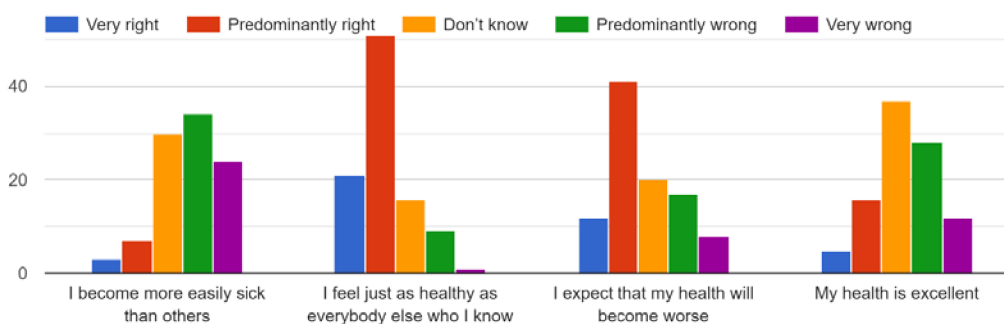
Group 3. Refugees from Ukraine:

| | Almost daily | At most 1 time a week | At most 1 time every 2 weeks | At most 1 time a month | At most 1 time every 3 months | Rarely | Never |
|---|--------------|-----------------------|------------------------------|------------------------|-------------------------------|--------|-------|
| Had a strong headache | 0 | 0 | 2 | 17 | 13 | 12 | 2 |
| Felt stressed | 1 | 3 | 9 | 18 | 13 | 1 | 1 |
| Felt unusually tired (esp. pain in | 1 | 0 | 1 | 10 | 21 | 12 | 1 |
| Feel full of energy when you get up | 10 | 30 | 4 | 1 | 0 | 1 | 0 |
| Concentrated and clear-cut at work | 17 | 28 | 0 | 1 | 0 | 0 | 0 |
| Have a loss of appetite | 0 | 1 | 0 | 3 | 9 | 18 | 15 |
| Suffer from a dust allergy leading to shortness of breath | 0 | 0 | 0 | 0 | 4 | 10 | 32 |
| Experience hypertension | 0 | 0 | 1 | 7 | 2 | 15 | 21 |
| Have had a cerebrovascular accidents (Stroke) | 0 | 0 | 0 | 0 | 0 | 2 | 44 |

36. How right or wrong are these statements for you?

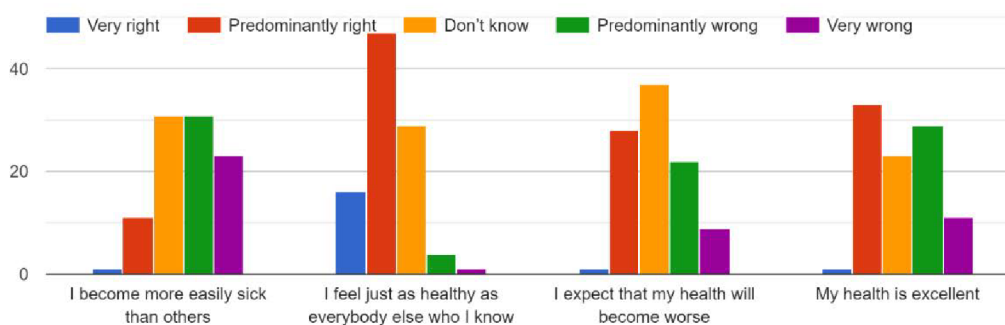
Group 1. Local residents:

| | Very right | Predominantly right | Don't know | Predominantly wrong | Very wrong |
|---|------------|---------------------|------------|---------------------|------------|
| I become more easily sick than others | 3 | 7 | 30 | 34 | 24 |
| I feel just as healthy as everybody else who I know | 21 | 51 | 16 | 9 | 1 |
| I expect that my health will become worse | 12 | 41 | 20 | 17 | 8 |
| My health is excellent | 5 | 16 | 37 | 28 | 12 |



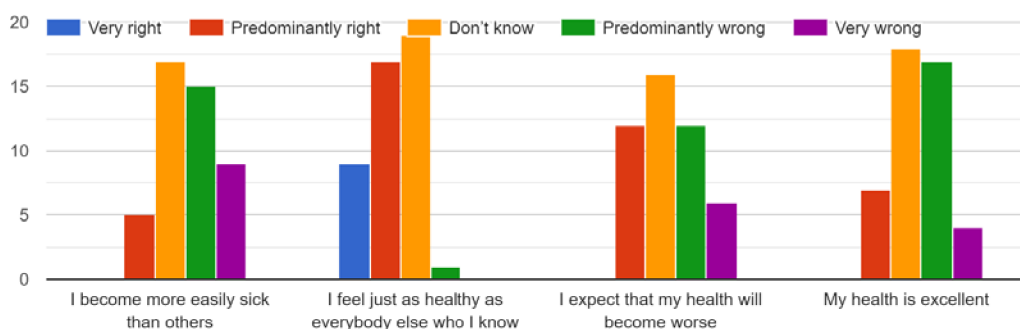
Group 2. Expats:

| | Very right | Predominantly right | Don't know | Predominantly wrong | Very wrong |
|---|------------|---------------------|------------|---------------------|------------|
| I become more easily sick than others | 1 | 11 | 31 | 31 | 23 |
| I feel just as healthy as everybody else who I know | 16 | 47 | 29 | 4 | 1 |
| I expect that my health will become worse | 1 | 28 | 37 | 22 | 9 |
| My health is excellent | 1 | 33 | 23 | 29 | 11 |



Group 3. Refugees from Ukraine:

| | Very right | Predominantly right | Don't know | Predominantly wrong | Very wrong |
|---|------------|---------------------|------------|---------------------|------------|
| I become more easily sick than others | 0 | 5 | 17 | 15 | 9 |
| I feel just as healthy as everybody else who I know | 9 | 17 | 19 | 1 | 0 |
| I expect that my health will become worse | 0 | 12 | 16 | 12 | 6 |
| My health is excellent | 0 | 7 | 18 | 17 | 4 |



37. Do you smoke?

| | Yes | No |
|-----------------------|------------|------------|
| Local residents | 11 (11,2%) | 87 (88,8%) |
| Expats | 17 (17,5%) | 80 (82,5%) |
| Refugees from Ukraine | 4 (8,7%) | 42 (91,3%) |

38. If yes, how many cigarettes do you normally smoke each day? And when did you start smoking?

Group 1. Local residents:

„I smoke e-cigarettes, 20y.o.“, „Occasionally, 17 y.o.“, „10-20 cigarettes a day, 18y.o.“, „20 cigarettes a day, 18 y.o.“, „3 cigarettes a day, 18 y.o.“, „10 cigarettes a day, 16 y.o.“, „Occasionally, a package per month“, „E-cigarettes, 18 y.o.“, „Up to 5 cigarettes a day“.

Group 2. Expats:

„10-15 cigarettes a day, 18 y.o.“, „1-2 cigarettes a day, 18 y.o.“, „1 cigarette a week“, „10 cigarettes a day, 14 y.o.“, „Up tp 6 cigarettes a day, 12 y.o.“, „Rerely, a few cigarettes a month“, „10 cigarettes a day, 26 y.o.“, „3 cigarettes a day, 24 y.o.“, „I smoke rarely, 2 cigarettes a day max, 18 y.o.“, „Occasionally, a few cigarettes a day, 18 y.o.“, „3-5 cigarettes a day“, „7 cigarettes a day“, „3 cigarettes a day, 19 y.o.“, „4 cigarettes a day, 16 y.o.“, „Socially, 1 package a month“.

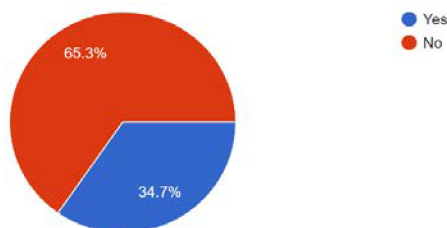
Group 3. Refugees from Ukraine:

„I do not smoke regularly but when stressed, 17 y.o.“, „Quit smoking at the age of 35“, „5-8 cigarettes a day, 22 y.o.“, „E-cigarettes, 16 y.o.“.

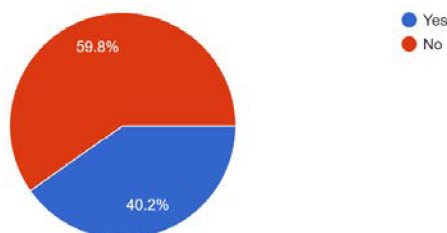
39. Have you observed any negative changes in urban green areas in Prague during the past year, such as more garbage, graffiti, destruction of infrastructure, loss of green infrastructure, disrupted access to parks due to renovations, etc.)?

| | Yes | No |
|-----------------------|------------|------------|
| Local residents | 34 (34,7%) | 64 (65,3%) |
| Expats | 39 (40,2%) | 58 (59,8%) |
| Refugees from Ukraine | 7 (15,2%) | 39 (84,8%) |

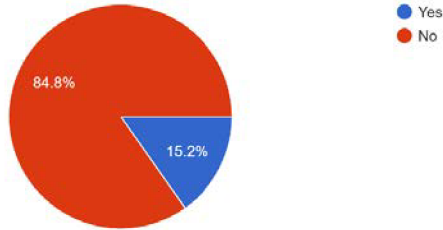
Group 1. Local residents:



Group 2. Expats:



Group 3. Refugees from Ukraine:



40. If yes, in your opinion, what is the reason of these changes?

Group 1. Local residents:

„Tourists have started to travel more after the lifting of covid restrictions. They litter a lot in the city, and in city green areas too“, „Teenagers litter and people don't clean up trash after picnics“, „People's behaviour and their consumer attitude to nature“, „Youth doesn't feel responsible for the state of natural areas, vandalism“, „Yes, more garbage in the parks and on the streets, because of the tourists coming to the city and also increased population“, „Densification of population, deviant behavior of some social groups“, „Lack of ecological education“, „Getting more crowded after lockdowns, higher load on nature“, „Incompetence“, „Construction, return of tourists to the city after covid“, „More people who do not take care of their health, lack of bins for garbage“.

Group 2. Expats:

„Cultural degradation, lack of education“, „More garbage, society is not educated about behaviour in the parks“, „Garbage in the parks because of the lack of trash cans“, „I've observed renovations in several parks, more garbage“.

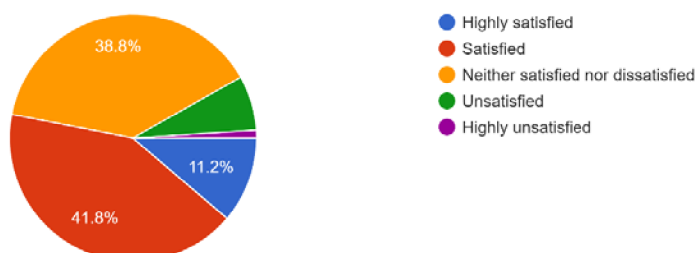
Group 3. Refugees from Ukraine:

„Degradation of human consciousness. I observed a lot of graffiti and garbage“, „Broken benches, graffiti as a result of vandalism and lack of culture“, „There are more people in the city now“, „Negative changes due to increased population“.

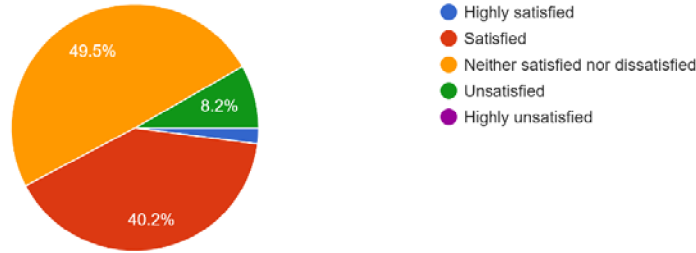
41. Are you satisfied with the improvements to the green areas of Prague?

| | Highly satisfied | Satisfied | Neither satisfied nor dissatisfied | Unsatisfied | Highly unsatisfied |
|-----------------------|------------------|------------|------------------------------------|-------------|--------------------|
| Local residents | 11 (11,2%) | 41 (41,8%) | 38 (38,8%) | 7 (7,1%) | 1 (1%) |
| Expats | 2 (2,1%) | 39 (40,2%) | 48 (49,5%) | 8 (8,2%) | - |
| Refugees from Ukraine | 10 (21,7%) | 20 (43,5%) | 16 (34,8%) | - | - |

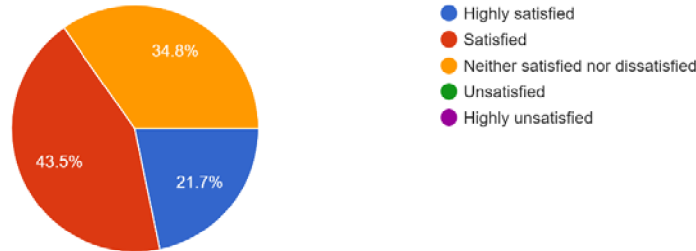
Group 1. Local residents:



Group 2. Expats:



Group 3. Refugees from Ukraine:



42. What in your opinion needs to be done to improve the functioning of nature areas?

Group 1. Local residents:

„Plant more trees“, „Dissemination of information about nature protection“, „Increase penalties for polluting these areas“, „Increase the participation of environmental experts, less politicians“, „Its all great in the center of the city but not at the edge yet“, „Put more trash cans in the places so that people don't trash“, „Most cases of modification have a good idea but a worse execution“, „Plant more trees, more trash bins there, info-stands with rules and information about natural components“, „Changes in natural-parks management system, work on infrastructure improvement in parks“, „Improve ways of environmental protection“, „More trash bins are needed so people will not throw it out along the paths“, „Plant more trees, keep parks clean“, „Organize voluntary events to clean parks and other green areas, keep them in good condition“, „Educate young generation“, „Create more green zones in the city, keep parks clean“, „Plant more trees at the city's streets and in the parks“, „Comprehensive improvement of park sis needed – renovation of paths, creation of sport zones and playgrounds for children“, „It's necessary to maintain cleanliness in the city and parks. Do not allow trash cans to be overflowing with garbage. Install signs asking people to respect nature and cleanliness in the city“.

Group 2. Expats:

„Increase area of permeable surfaces, plant new trees“, „Probably find every small opportunity to have green areas into any abandoned spaces including open barren terraces“, „More biodiverse planting, not planting invasive species, more urban wetlands, educational signs for children (and adults), varied terrain and less focus on artificial structures“, „Plant more native species of trees and plants in the parks, retain as much as original shape of waterbodies“, „Better roads in the parks, more trees and flowers“, „More greenery, less concrete, better layout in the parks“, „More toilets is needed“, „More greenery, some modernization of parks infrastructure“, „More value to old trees“, „Collect garbage and organize more trash cans and trash collection services“, „To make green areas bigger“, „Add some restricted area only for dogs and more ping pong tables“, „Bike/scooter/trollers paths, I do not use them but it can get

messy when running“, „Create more outdoor gyms, improve lightning in the nature areas“, „More greenery, more separate walking/cycling paths“, „Accessibility“, „I think grey areas need to be way more green“, „Allocating more budget towards renovation and maintenance of green areas“, „Less human intervention, more green“, „Needs more clean toilets in the parks for sure, and not the nasty bio cabins“, „Keeping parks clean, more police“, „Less concrete, more trees, more trash bins, more jogging lanes“, „Improve infrastructure – more lights, trash bins, info stands with rules, more educating content“, „Inform people about proper behavior in green areas – posters, info stands, educational videos“, „Invest in nature protections and facilities improvement, and ecological education of local community“, „Clean areas from the garbage, remove graffiti“.

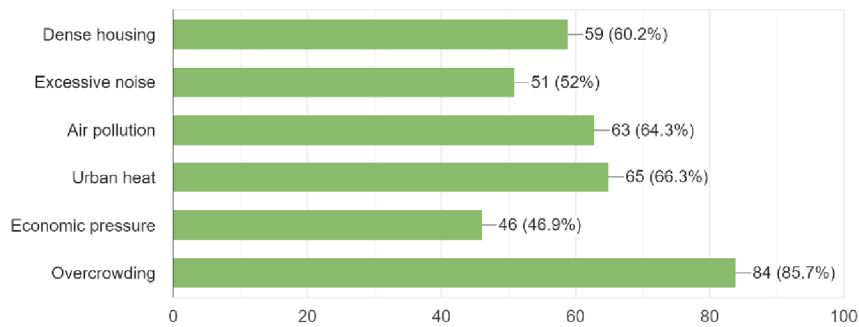
Group 3. Refugees from Ukraine:

„These territories are an excellent springboard for attracting people to the idea of non-violence against nature and animals“, „Keep the parks clean“, „Put up signs with the rules of visiting - to stop vandalism“, „Plant more trees in the city“, „More toilets and trashcans are needed in the public parks“, „I really enjoy spending time in the parks as greenery helps me to reduce stress and stop thinking about daily problems. I haven't noticed negative changes in the parks of Prague but I think more trash cans are needed and more benches“, „Separate paths for walkers and cyclists“, „Update infrastructure (benches, lighting). Organize group sports activities in parks“, „Everything is great“.

43. What do you think are the main factors that cause urban stress or resource competition in Prague nowadays?

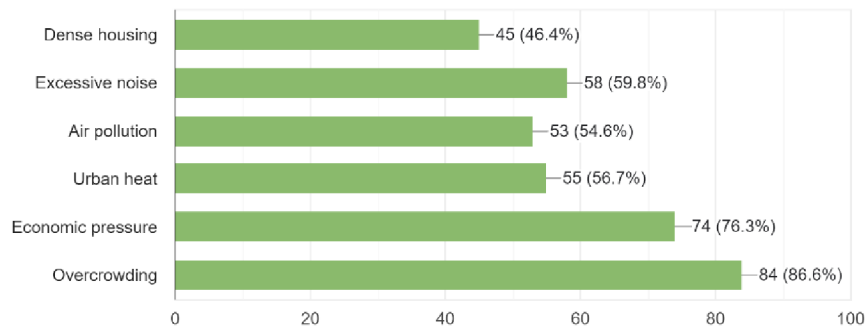
Group 1. Local residents:

98 responses



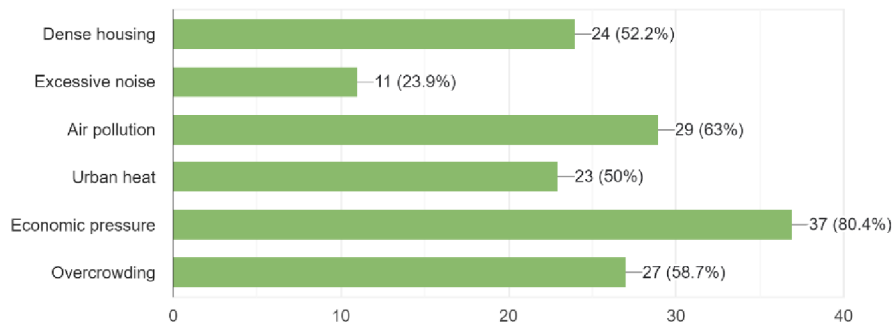
Group 2. Expats:

97 responses



Group 3. Refugees from Ukraine:

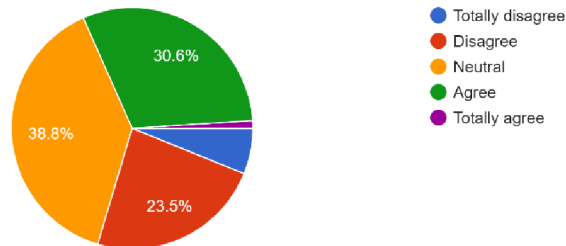
46 responses



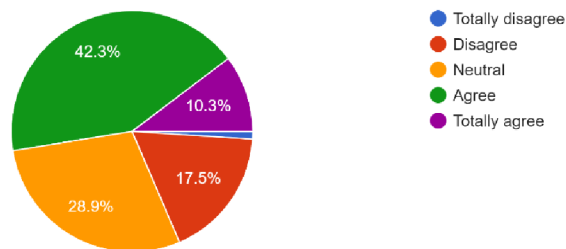
44. Do you agree with the statement that the current migration wave from Ukraine has increased resource competition in Prague?

| | Totally disagree | Disagree | Neutral | Agree | Totally agree |
|-----------------|------------------|------------|------------|------------|---------------|
| Local residents | 6 (6,1%) | 23 (23,5%) | 38 (38,8%) | 30 (30,6%) | 1 (1%) |
| Expats | 1 (1%) | 17 (17,5%) | 28 (28,9%) | 41 (42,3%) | 10 (10,3%) |

Group 1. Local residents:



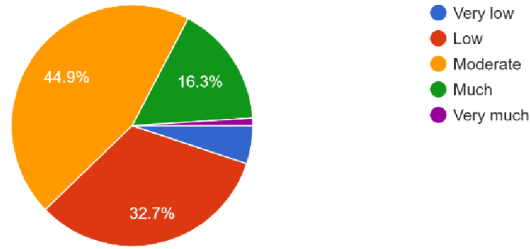
Group 2. Expats:



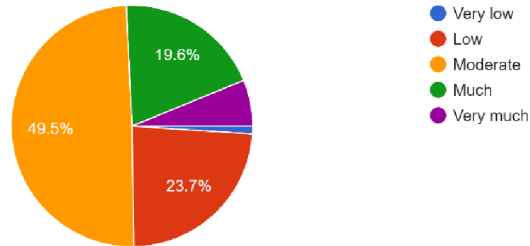
45. How much has the current migration wave from Ukraine affected/increased the level of resource competition in Prague?

| | Very low | Low | Moderate | Much | Very much |
|-----------------|----------|------------|------------|------------|-----------|
| Local residents | 5 (5,1%) | 32 (32,7%) | 44 (44,9%) | 16 (16,3%) | 1 (1%) |
| Expats | 1 (1%) | 23 (23,7%) | 48 (49,5%) | 19 (19,6%) | 6 (6,2%) |

Group 1. Local residents:



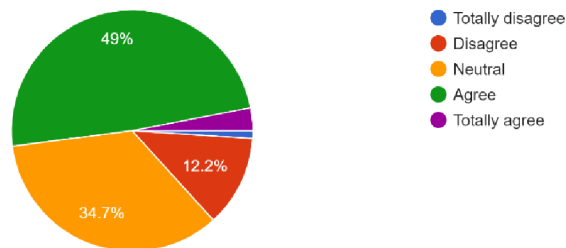
Group 2. Expats:



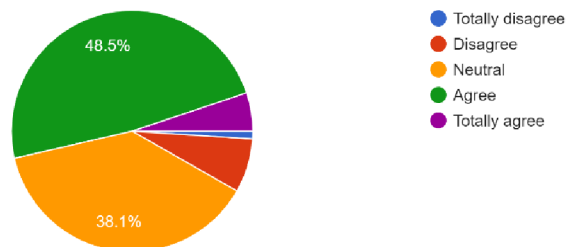
46. The increase in the population in Prague has had a negative impact on the standart of living in the city.

| | Totally disagree | Disagree | Neutral | Agree | Totally agree |
|-----------------------|------------------|------------|------------|------------|---------------|
| Local residents | 1 (1%) | 12 (12,2%) | 34 (34,7%) | 48 (49%) | 3 (3,1%) |
| Expats | 1 (1%) | 7 (7,2%) | 37 (38,1%) | 47 (48,5%) | 5 (5,2%) |
| Refugees from Ukraine | 2 (4,3%) | 8 (17,4%) | 23 (50%) | 13 (28,3%) | - |

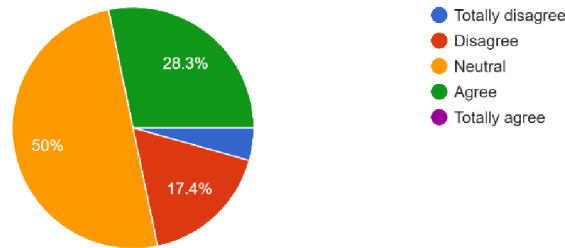
Group 1. Local residents:



Group 2. Expats:



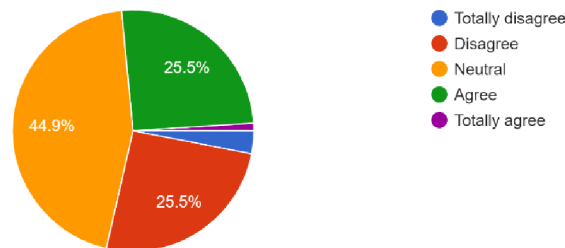
Group 3. Refugees from Ukraine:



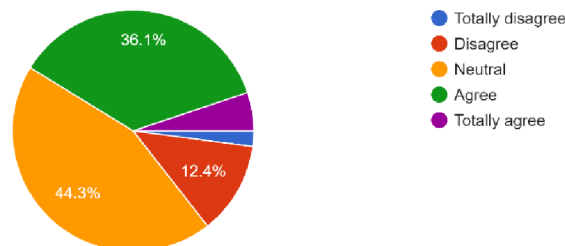
47. The increase in population in Prague had a negative impact on my quality of life.

| | Totally disagree | Disagree | Neutral | Agree | Totally agree |
|-----------------------|------------------|------------|------------|------------|---------------|
| Local residents | 3 (3,1%) | 25 (25,5%) | 44 (44,9%) | 25 (25,5%) | 1 (1%) |
| Expats | 2 (2,1%) | 12 (12,4%) | 43 (44,3%) | 35 (36,1%) | 5 (5,2%) |
| Refugees from Ukraine | 4 (8,7%) | 16 (34,8%) | 24 (52,2%) | 2 (4,3%) | - |

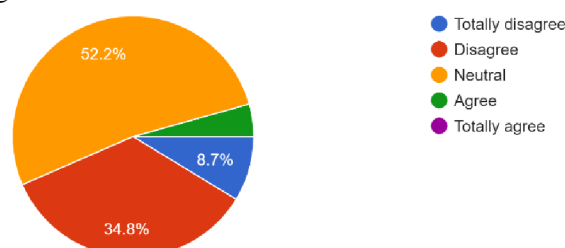
Group 1. Local residents:



Group 2. Expats:



Group 3. Refugees from Ukraine:



Additional comments and suggestions:

Group 2. Expats:

„The migration and the inflation is making a negative impact cause the price of renting is increasing non stop since the beginning of the war by the combinations of these factors and as student without a local income affects my budget“.

Group 3. Refugees from Ukraine:

„Natural areas are a clear example of the commonwealth and synergy of man and the living world around us. It is unacceptable to kill animals just to satisfy your tongue. It is impossible to use nature in such a vandal way. And this, as well as possible, would be appropriate to mention in such beautiful places as gardens and parks so that they would flourish in the future and not be destroyed under the influence of human egoism. Let's coexist with compassion, not kill!“.