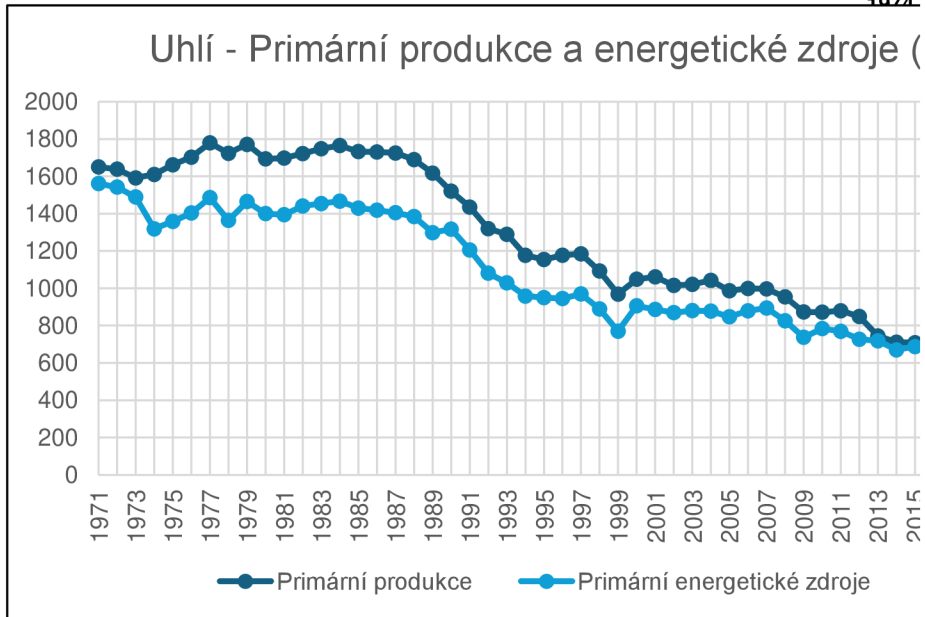


API	
	Czechia
	Production
INTL.7-1-CZE-TST.A	Coal (Mst)
INTL.11-1-CZE-TST.A	Anthracite (Mst)
INTL.130-1-CZE-TST.A	Metallurgical coal (Mst)
INTL.12-1-CZE-TST.A	Bituminous (Mst)
INTL.119-1-CZE-TST.A	Subbituminous (Mst)
INTL.14-1-CZE-TST.A	Lignite (Mst)
INTL.21-1-CZE-TST.A	Metallurgical coke (Mst)

	Production Mst
1993	93959.80209
1994	84816.14064
1995	82564.12131
1996	85037.70495
1997	81588.57696
1998	74437.89199
1999	65182.89723
2000	71828.72422
2001	72869.30486
2002	69837.95236
2003	70444.22286
2004	70631.61556
2005	68371.88006
2006	69338.60593
2007	69033.26606
2008	66359.062
2009	62189.02327
2010	60857.43279
2011	64002.32322
2012	61566.21812
2013	53990.04149
2014	51650.93967
2015	51168.12789
2016	49949.03239
2017	49296.77258
2018	48029.46331
2019	45088.15961
2020	34809.11997
2021	34676.75899
2022	38659.4425

1973

1974



1991

1992

1993

1994

1995

1996

1997

1998

1999

2000

2001

2002

2003

2004

2005

2006

2007

2008

2009

2010

2011

2012

2013

2014

2015

2016

2017

2018

2019

2020

2021

2022 Provisional

Součet z Hodnoty (Values)

Ukazatel

Variable

126 Hrubá výroba elektřiny GWh (Gross elect Gross electricity production (

Součet z Hodnoty (Values)

Ukazatel

Variable

126 Hrubá výroba elektřiny GWh (Gross elect Gross electricity production (

2010

2011

2012

2013

2014

2015

2016

2017

2018

2019

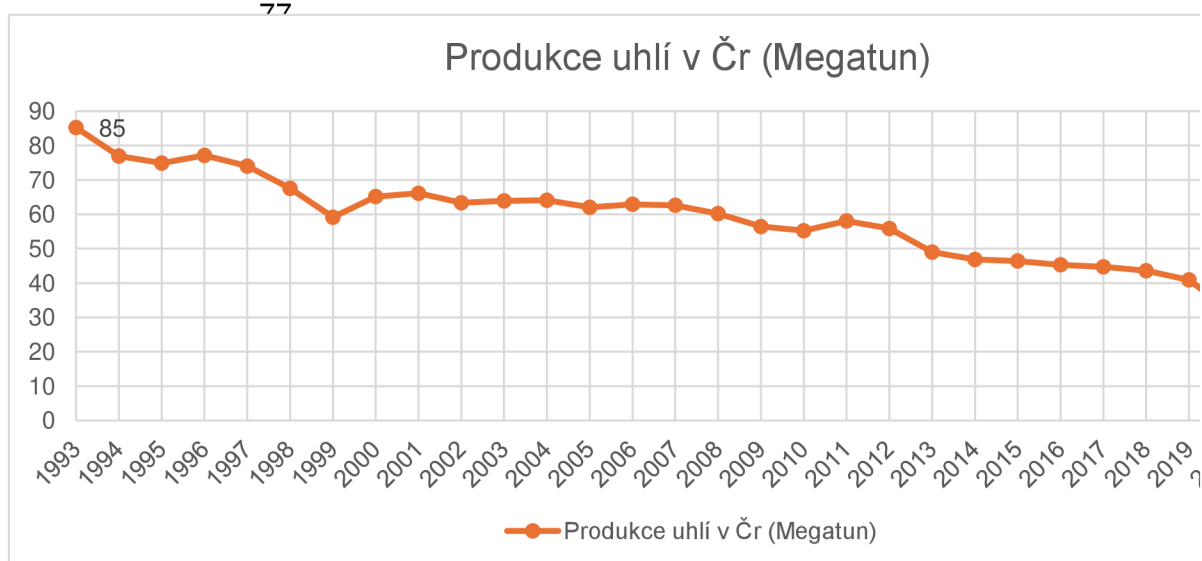
2020

2021

1	2	3	4	5	6	7	8	9	10	11	12
1980	1981	1982	1983	1984	1985	1986	1987	1988	1989	1990	1991
--	--	--	--	--	--	--	--	--	--	--	--
--	--	--	--	--	--	--	--	--	--	--	--
--	--	--	--	--	--	--	--	--	--	--	--
--	--	--	--	--	--	--	--	--	--	--	--
--	--	--	--	--	--	--	--	--	--	--	--
--	--	--	--	--	--	--	--	--	--	--	--

Produkce uhlí v ČR (Megatun)

85  
77  
75  
77



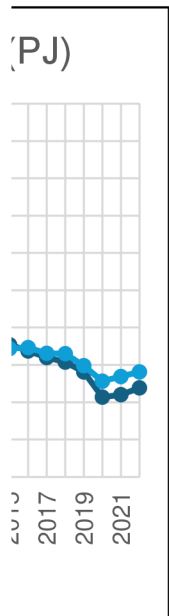
56  
49  
47  
46  
45  
45  
44  
41  
32  
31  
35

Primární produkce

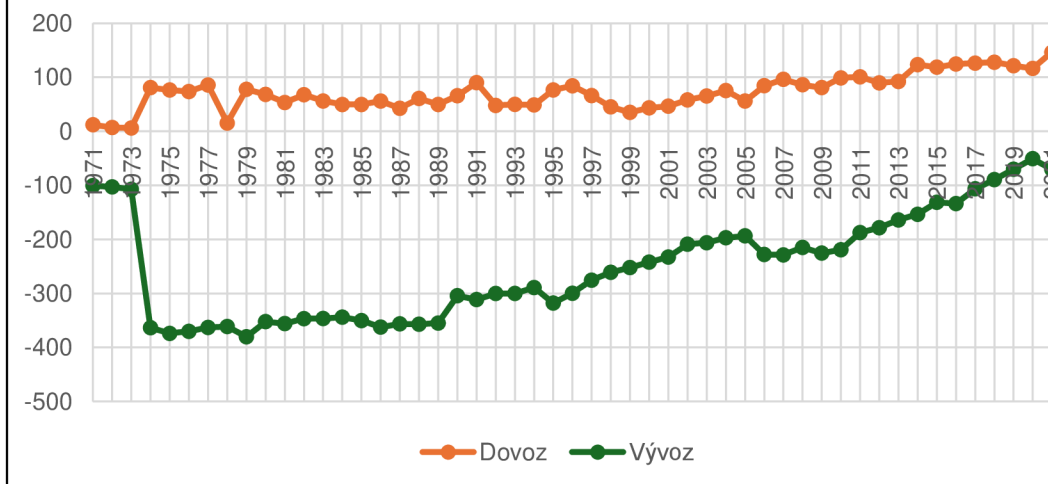
Dovoz Vývoz Primární energetické zdroje

1650 12 -100 1561

1639 7 -103 1543



### Uhlí - Vývoz a dovoz (PJ)



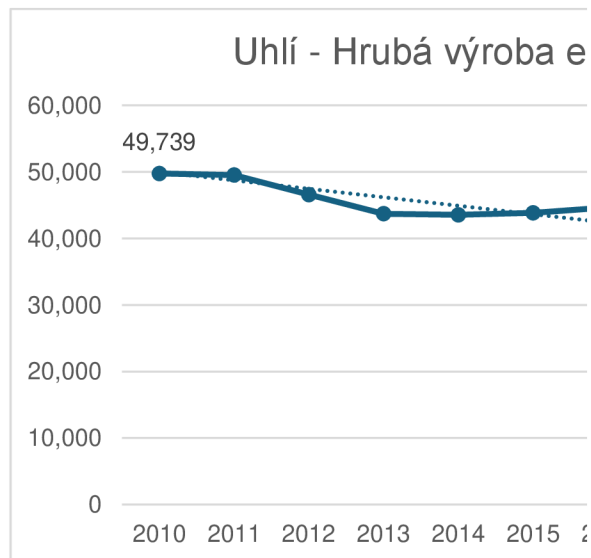
1690	61	-357	1384
1617	50	-355	1298
1520	66	-304	1317
1435	90	-311	1205
1319	48	-300	1081
1289	50	-300	1029
1177	49	-289	958
1154	77	-318	950
1177	84	-300	945
1185	66	-275	970
1093	45	-261	889
969	35	-252	770
1049	43	-242	906
1061	47	-233	887
1016	58	-209	870
1021	65	-206	881
1042	75	-197	878
987	56	-193	847
999	85	-228	879
997	96	-229	894
954	86	-215	826
873	81	-225	737
872	99	-219	784
879	101	-187	769
849	90	-178	727
744	92	-164	718
711	123	-154	670
708	119	-131	687
675	125	-134	693
639	126	-106	662
615	128	-89	660
562	121	-70	596
427	116	-51	513
441	146	-70	538
477	145	-65	563

Rok (year)	Druh paliva / energie (Type of fuel / energy)											
	2010	2011	2012	2013	2014	2015	2016	2017	2018	2019	2020	2021
02 Pevná fosilní paliva (So	02	P€	02	P€	02	P€	02	P€	02	P€	02	Pev
	02	Pev	02	Pev	02	Pev	02	Pev	02	Pev	02	Pev
	46899.99862	####	####	####	####	####	####	####	####	####	37336	31005 34177

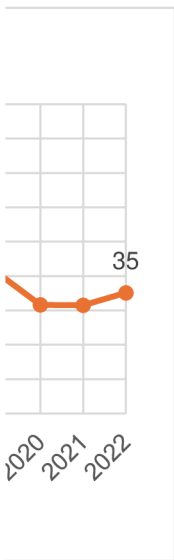
Rok (year)	Druh paliva / energie (Type of fuel / energy)											
	2010	2011	2012	2013	2014	2015	2016	2017	2018	2019	2020	2021
13 Vyrobené plyny (Manuf	13	Vy	13	Vy	13	Vy	13	Vy	13	Vy	13	Vyr
	13	Vyr	13	Vyr	13	Vyr	13	Vyr	13	Vyr	13	Vyr
	2838.9993	2838	2589	2598	2804	2696	2667	2481	2369	2113	1681	630.2
	49738.99792	####	####	####	####	####	####	####	####	####	39449	32686 34807

**Uhlí - Hrubá výroba elektřiny (GWh)**

49,739	63.4
49,523	64.4
46,567	64.1
43,711	60.8
43,531	65
43,837	63.8
44,641	64.4
43,925	66.3
43,571	66
39,449	66.2
32,686	63.8
34,807	64.7



13	14	15	16	17	18	19
1992	1993	1994	1995	1996	1997	1998
--	93959.80209	84816.14064	82564.12131	85037.70495	81588.57696	74437.89199
--	0	0	0	0	0	0
--	8745.844908	7894.746426	7685.126872	7915.369788	7594.322513	6928.731693
--	7740.619478	6987.344117	6801.817707	7005.597082	6721.450173	6132.360689
--	0	0	0	0	0	0
--	77473.3377	69934.0501	68077.17673	70116.73808	67272.80427	61376.79961
--	5811.37832	5702.24963	5470.76453	5350.61274	4728.9099	4419.16079



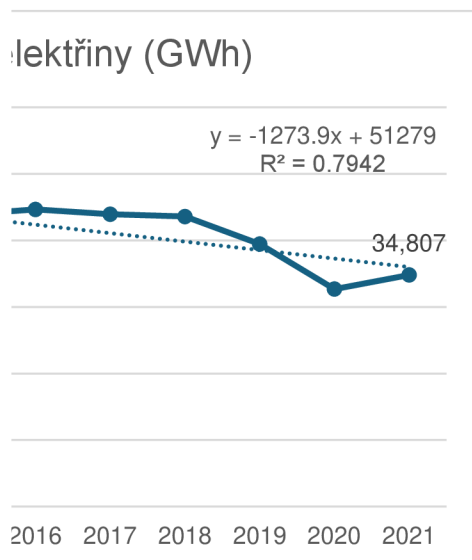


1 2 3 4 5 6 7 8 9 10



ná fosilní paliva (Solid fossil fuels)

obené plyny (Manufactured gases)



20	21	22	23	24	25
1999	2000	2001	2002	2003	2004
65182.89723	71828.72422	72869.30486	69837.95236	70444.22286	70631.61556
0	0	0	0	0	0
6067.270227	6685.868509	6782.726492	6500.566055	6556.998142	6574.440788
5369.913439	5917.411589	6003.136959	5753.407333	5803.353258	5818.79109
0	0	0	0	0	0
53745.71356	59225.44412	60083.44141	57583.97897	58083.87146	58238.38368
3672.89692	3759.97941	3882.33582	3898.87047	3919.81436	3910.99588





26	27	28	29	30	31
2005	2006	2007	2008	2009	2010
68371.88006	69338.60593	69033.26606	66359.062	62189.02327	60857.43279
0	0	0	0	0	0
6364.103007	6454.086536	6425.665284	6176.748477	5788.598319	5664.652935
5632.629005	5712.270053	5687.115469	5466.808534	5123.271379	5013.571966
0	0	0	0	0	0
56375.14805	57172.24934	56920.48531	54715.50499	51277.15357	50179.20789
3761.08172	3778.71868	3591.32598	3746.75169	2529.80145	2808.68588





32	33	34	35	36	37
2011	2012	2013	2014	2015	2016
64002.32322	61566.21812	53990.04149	51650.93967	51168.12789	49949.03239
0	0	0	0	0	0
5957.381563	5730.627175	5025.43129	5059.6029	4506.24328	3730.221473
5272.655101	5071.963293	4447.82085	4508.4479	4658.36206	3748.960765
0	0	0	0	0	0
52772.28656	50763.62765	44516.78935	42082.88887	42003.52255	42469.85015
2850.57366	2719.39877	2743.64959	2798.76509	2570.58692	2435.00279







38	39	40	41	42	43
2017	2018	2019	2020	2021	2022
49296.77258	48029.46331	45088.15961	34809.11997	34676.75899	38659.4425
0	0	0	0	0	0
3210.514251	2468.744499	2240.315002	1130.051836	1654.298346	952.0497147
2758.875798	2360.528522	1542.940786	1234.866084	747.5006618	903.3176919
0	0	0	0	0	0
43327.38253	43200.19029	41304.90383	32444.20205	32274.95998	36804.07509
2743.167881	2801.712667	2592.648552	2455.070344	2841.088282	2591.859298

API

Czechia

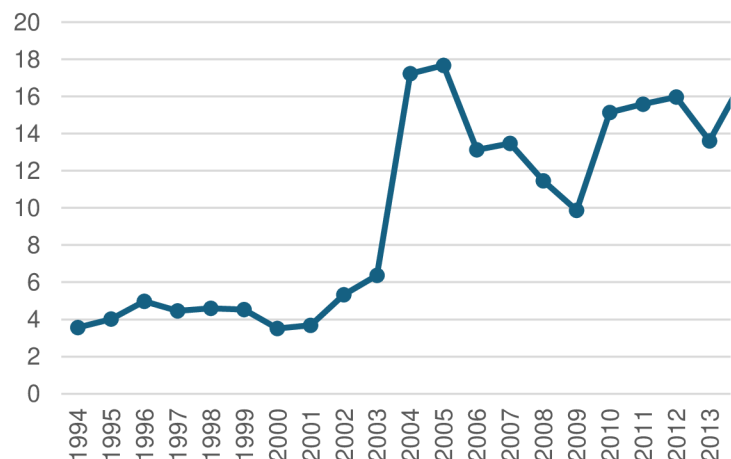
Production

INTL.53-1-CZE-TBPD.A	Total petroleum and other liquids (Mb/d)
INTL.55-1-CZE-TBPD.A	Crude oil, NGPL, and other liquids (Mb/d)
INTL.57-1-CZE-TBPD.A	Crude oil including lease condensate (M
INTL.58-1-CZE-TBPD.A	NGPL (Mb/d)
INTL.59-1-CZE-TBPD.A	Other liquids (Mb/d)
INTL.56-1-CZE-TBPD.A	Refinery processing gain (Mb/d)

Total petroleum and other liquids (Mb/d)

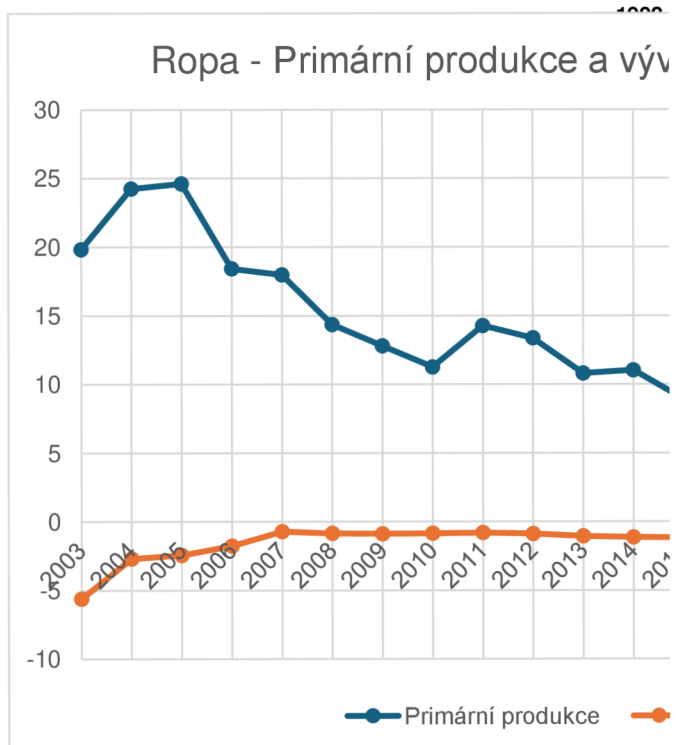
1994	3.559032877
1995	4.016775342
1996	4.96997541
1997	4.454983562
1998	4.59469589
1999	4.526260274
2000	3.508008197

Celkově ropa a další tekutiny (tis. b



2016	14.20323333
2017	11.8499411
2018	10.62148767
2019	9.575063014
2020	10.15842295
2021	10.46574385
2022	9.747579428

1973  
1974  
1975  
1976  
1977  
1978  
1979  
1980  
1981  
1982  
1983  
1984  
1985  
1986  
1987  
1988  
1989  
1990  
1991  
1992



2013  
2014  
2015  
2016  
2017  
2018  
2019  
2020  
2021

2022 Provisional

Součet z Hodnoty (Values)

Ukazatel

Variable

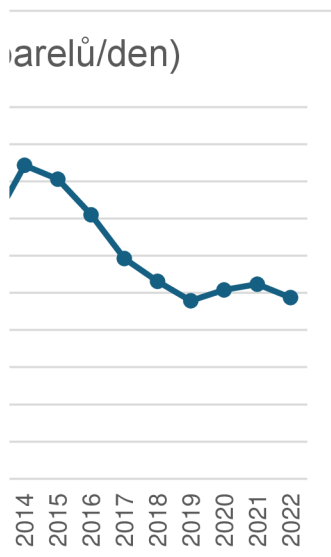
126 Hrubá výroba elektřiny GWh (Gross elect Gross electricity production GWh

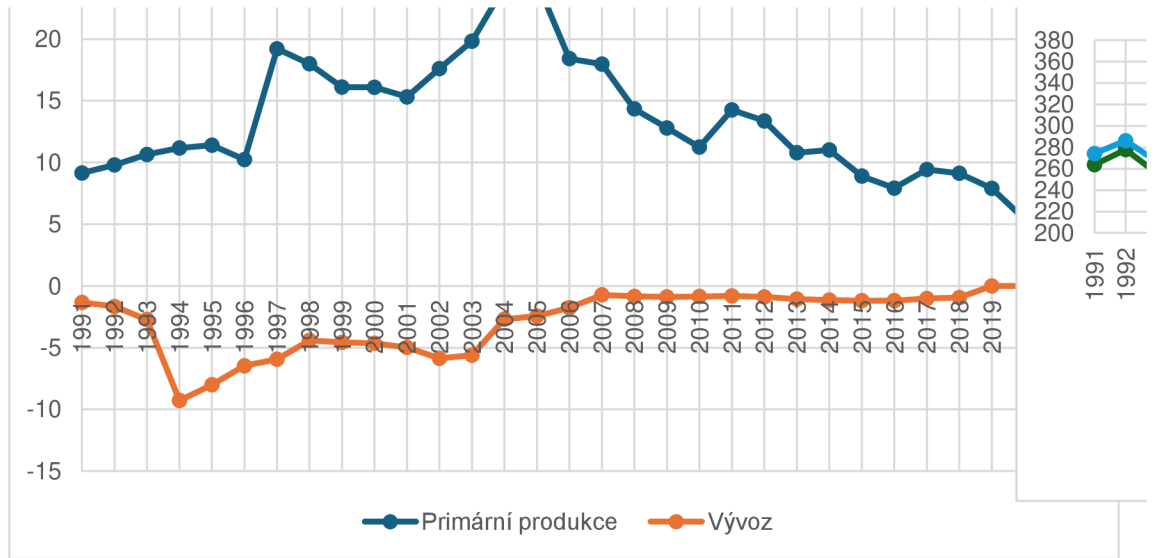
2010  
2011  
2012  
2013  
2014  
2015  
2016  
2017  
2018  
2019  
2020  
2021

1	2	3	4	5	6	7	8	9	10
1980	1981	1982	1983	1984	1985	1986	1987	1988	1989
--	--	--	--	--	--	--	--	--	--
--	--	--	--	--	--	--	--	--	--
--	--	--	--	--	--	--	--	--	--
--	--	--	--	--	--	--	--	--	--
--	--	--	--	--	--	--	--	--	--

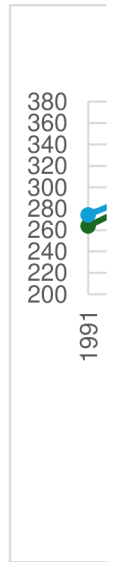
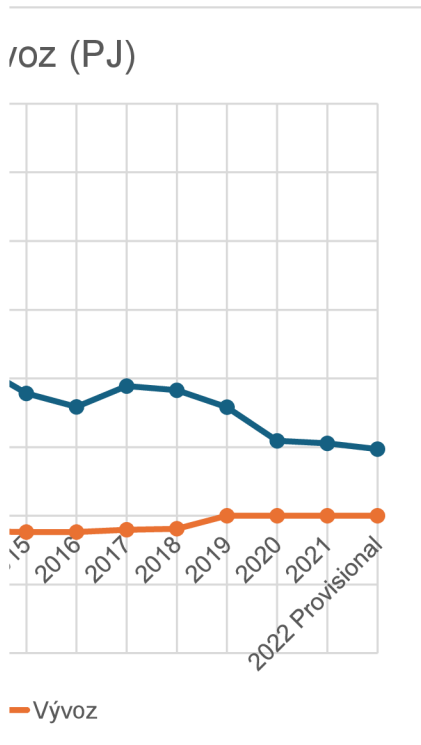
16476 712  
820504.8

Celkově ropy a dalších tekutin





10	702	-331	384
10	699	-331	378
9	566	-258	322
9	264	-1	274
10	278	-2	286
11	256	-3	267
11	290	-9	283
11	298	-8	295
10	315	-6	319
19	294	-6	303
18	290	-4	294
16	252	-5	261
16	238	-5	254
15	253	-5	265
18	260	-6	270
20	271	-6	283
24	273	-3	295
25	328	-2	340
18	330	-2	341
18	307	-1	324
14	346	-1	356
13	307	-1	318
11	329	-1	340
14	294	-1	309
13	301	-1	315
11	279	-1	288
11	313	-1	323
9	303	-1	311
8	227	-1	234
9	333	-1	340
9	319	-1	327
8	329	0	338
5	263	0	260
5	291	0	304
5	316	0	319

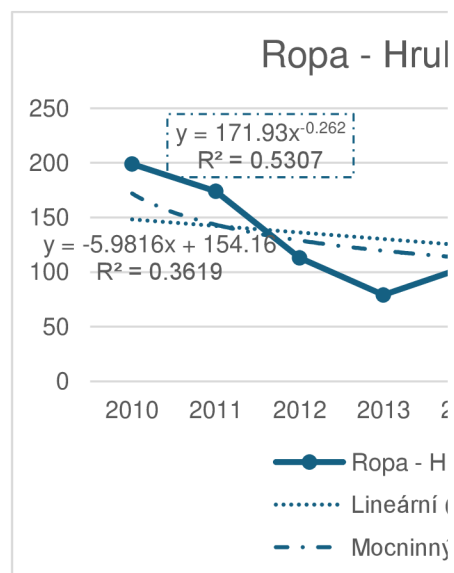




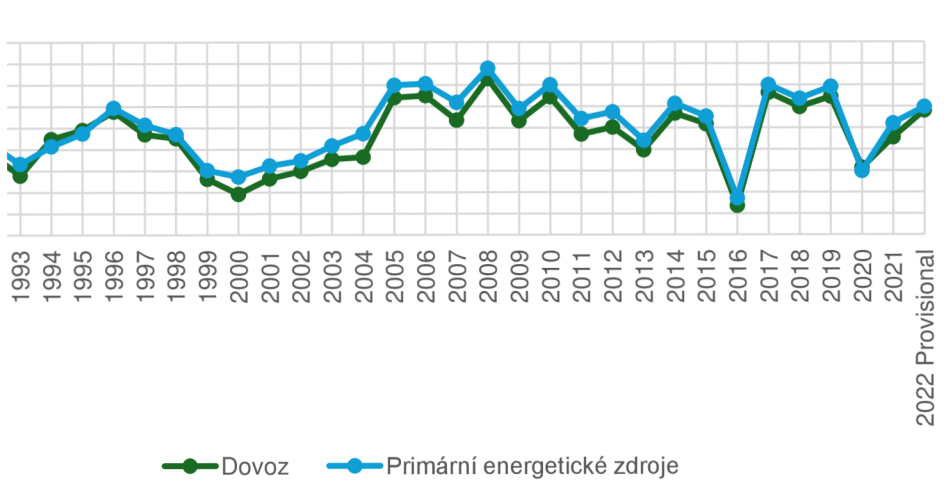
Rok (year)	Druh paliva / energie (Type of fuel / energy)									
	2010	2011	2012	2013	2014	2015	2016	2017	2018	2019
18 Ropa a ropné produkty (Oil and gas)	199.00093	173.99643	113	79	105	94.0053	92	119	108	118

### Ropa - Hrubá výroba elektřiny (GWh)

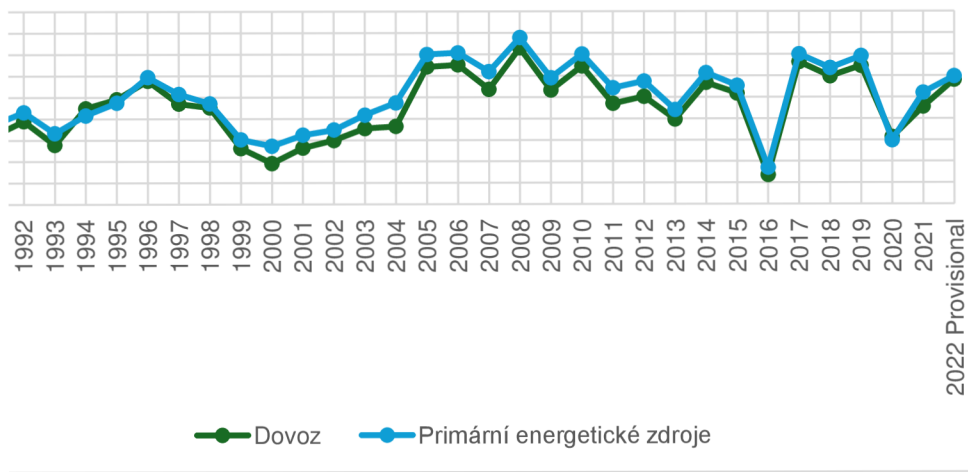
199.00093	0.62584486
173.99643	0.51156257
112.99708	0.36624455
79.00259	0.25099405
104.99564	0.36440467
94.00529	0.29148049
92.00493	0.29623127
119.38195	0.50986422
107.84499	0.31723158
118.03287	0.36086475
89.49285	0.26456176
92.56317	0.3566623



_11	_12	_13	_14	_15	_16	_17	_18
1990	1991	1992	1994	1995	1996	1997	1998
--	--	--	3.559032877	4.016775342	4.96997541	4.454983562	4.59469589
--	--	--	3.559032877	4.016775342	4.96997541	4.454983562	4.59469589
--	--	--	2.572610959	2.953663014	3.046614754	3.276942466	3.597394521
--	--	--					
--	--	--	0.986421918	1.063112329	1.923360656	1.178041096	0.99730137
--	--	--					



### Ropa - Primární energetické zdroje a dovoz (PJ)

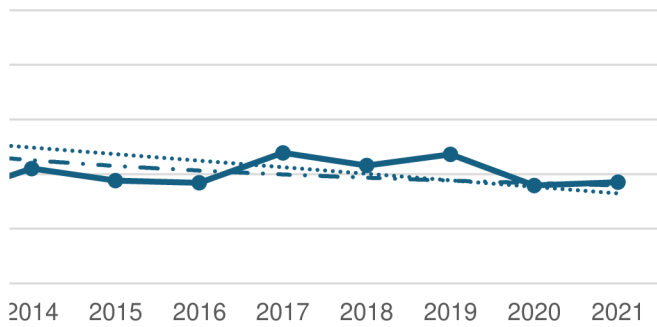


2020 2021

18 Ropa a ropné produkty (Oil and petroleum products)

89.49 92.56

### bá výroba elektřiny (GWh)



rubá výroba elektřiny (GWh)

(Ropa - Hrubá výroba elektřiny (GWh))

ý (Ropa - Hrubá výroba elektřiny (GWh))

19	20	21	22	23	24
1999	2000	2001	2002	2003	2004
4.526260274	3.508008197	3.676690411	5.323287671	6.367178082	17.22162568
4.526260274	3.508008197	3.676690411	5.323287671	6.367178082	11.37962568
3.674035616	3.508008197	3.676690411	5.323287671	6.367178082	6.133724044
					0
0.852224658					5.245901639
					5.842





25	26	27	28	29	30
2005	2006	2007	2008	2009	2010
17.66733973	13.12536712	13.46951781	11.45446831	9.866409589	15.13348082
11.63833973	6.537367123	7.139517808	7.412568306	6.504109589	11.58078082
6.290394521	5.326005479	4.939846575	4.915300546	4.252054795	3.591780822
0	0	0	0	0	0
5.347945205	1.211361644	2.199671233	2.49726776	2.252054795	7.989
6.029	6.588	6.33	4.0419	3.3623	3.5527







31	32	33	34	35	36	37
2011	2012	2013	2014	2015	2016	2017
15.57843151	15.9663	13.6034	16.8684	16.11971644	14.20323333	11.8499411
12.42793151	12.635	10.753	13.522	11.90461644	10.80633333	7.304041096
3.084931507	3	3	3	2.835616438	2.333333333	2.169849315
0	0	0	0	0	0	0
9.343	9.635	7.753	10.522	9.069	8.473	5.134191781
3.1505	3.3313	2.8504	3.3464	4.2151	3.3969	4.5459



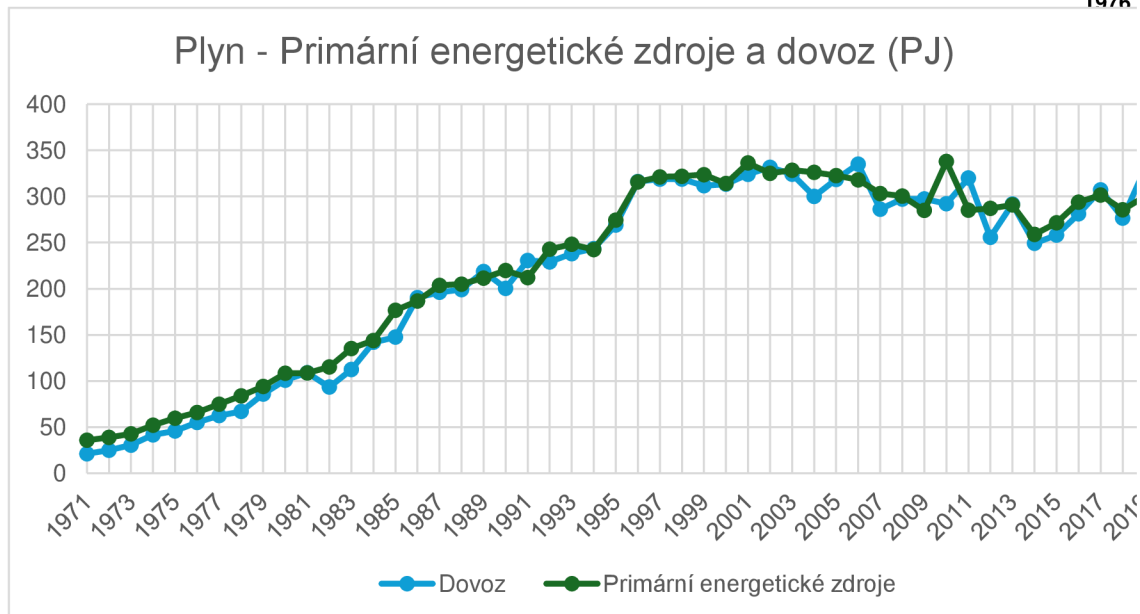


38	39	40	41	42
2018	2019	2020	2021	2022
10.62148767	9.575063014	10.15842295	10.46574385	9.747579428
6.135687671	4.827063014	5.670122951	5.557041096	4.907049315
2.205449315	1.625367123	1.842672131	1.686808219	1.526287671
0	0	0	0	0
3.930238356	3.20169589	3.82745082	3.870232877	3.380761644
4.4858	4.748	4.4883	4.908702757	4.840530113

Report generated on: 02-23-2024 21:15:22 Column1	
API	
Czechia	
Production	
INTL.3-1-CZE-BCF.A	Gross natural gas (bcf)
INTL.26-1-CZE-BCF.A	Dry natural gas (bcf)
INTL.43-1-CZE-BCF.A	Vented and flared natural gas (bcf)
INTL.48-1-CZE-BCF.A	Reinjected natural gas (bcf)
Imports	
INTL.26-3-CZE-BCF.A	Dry natural gas (bcf)
Exports	
INTL.26-4-CZE-BCF.A	Dry natural gas (bcf)
Reserves	
INTL.3-6-CZE-TCF.A	Gross natural gas (tcf)

	Dry natural gas (bcf)
1993	8.405
1994	10.28
1995	8.97
1996	8.33434
1997	7.62804
1998	8.05182
1999	8.12245
2000	7.733985
2001	5.6504
2002	5.403195
2003	5.93292
2004	7.592725
2005	7.098315
2006	6.85111
2007	7.098315
2008	7.027685
2009	7.945875
2010	8.68749
2011	8.299025
2012	9.287845
2013	8.89938
2014	9.146585
2015	8.722805
2016	7.6986787
2017	8.0871404
2018	7.691350033
2019	7.38384893
2020	6.68090893
2021	7.201119677
2022	7.936078594

1971  
1972  
1973  
1974  
1975  
1976



1995  
1994  
1995  
1996  
1997  
1998  
1999  
2000  
2001  
2002  
2003  
2004  
2005  
2006  
2007  
2008  
2009  
2010  
2011  
2012  
2013  
2014  
2015  
2016  
2017  
2018  
2019  
2020  
2021



Součet z Hodnoty (Values)

Ukazatel

Variable

126 Hrubá výroba elektřiny GWh (Gross electric Gross electricity production GWh

2010

2011

2012

2013

2014

2015

2016

2017

2018

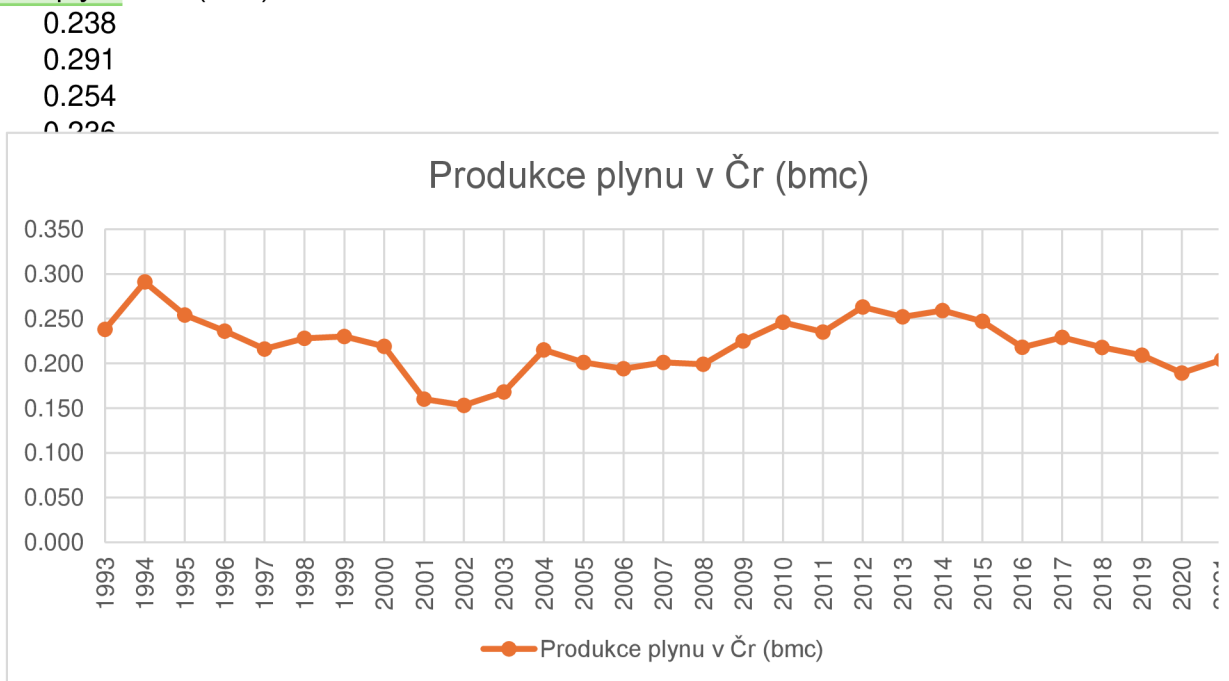
2019

2020

2021


1	2	3	4	5	6	7	8	9	10	11	12	13
1980	1981	1982	1983	1984	1985	1986	1987	1988	1989	1990	1991	1992
--	--	--	--	--	--	--	--	--	--	--	--	--
--	--	--	--	--	--	--	--	--	--	--	--	--
--	--	--	--	--	--	--	--	--	--	--	--	--
--	--	--	--	--	--	--	--	--	--	--	--	--
--	--	--	--	--	--	--	--	--	--	--	--	--
--	--	--	--	--	--	--	--	--	--	--	--	--
--	--	--	--	--	--	--	--	--	--	--	--	--
--	--	--	--	--	--	--	--	--	--	--	--	--

Produkce plynu v ČR (bmc)

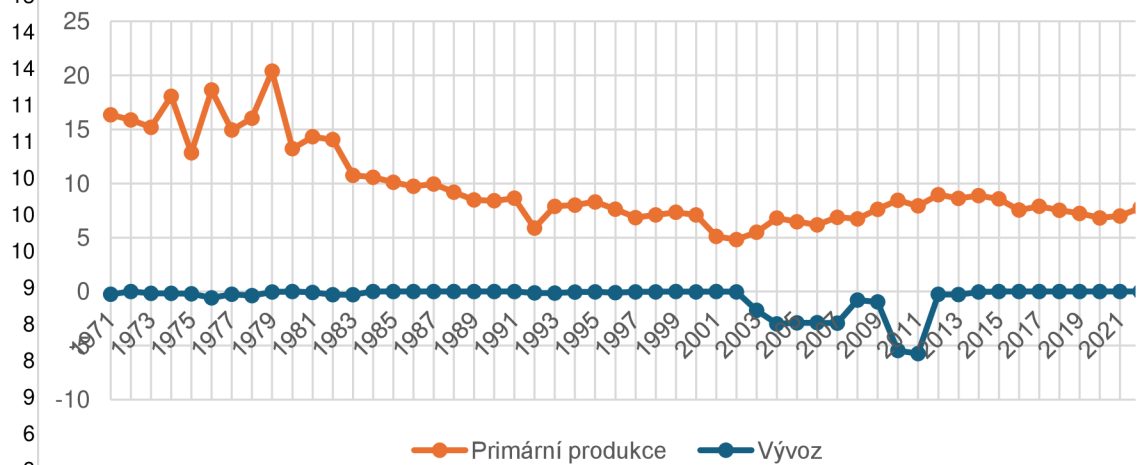


- 0.263
- 0.252
- 0.259
- 0.247
- 0.218
- 0.229
- 0.218
- 0.209
- 0.189
- 0.204
- 0.225

Primární produkce	Dovoz	Vývoz	Primární energetické zdroje	Flow	Production	Imports (F	Exports (F	Total ener
16	21	0	36	1971	16	21	0	36
16	25	0	39	1972	16	25	0	39
15	30	0	43	1973	15	30	0	43
18	42	0	52	1974	18	42	0	52
13	46	0	60	1975	13	46	0	60
19	55	-1	66	1976	19	55	-1	66
15	63	0	75	1977	15	63	0	75
16	67	0	81	1978	16	67	0	81



Plyn - Vývoz a primární produkce (PJ)



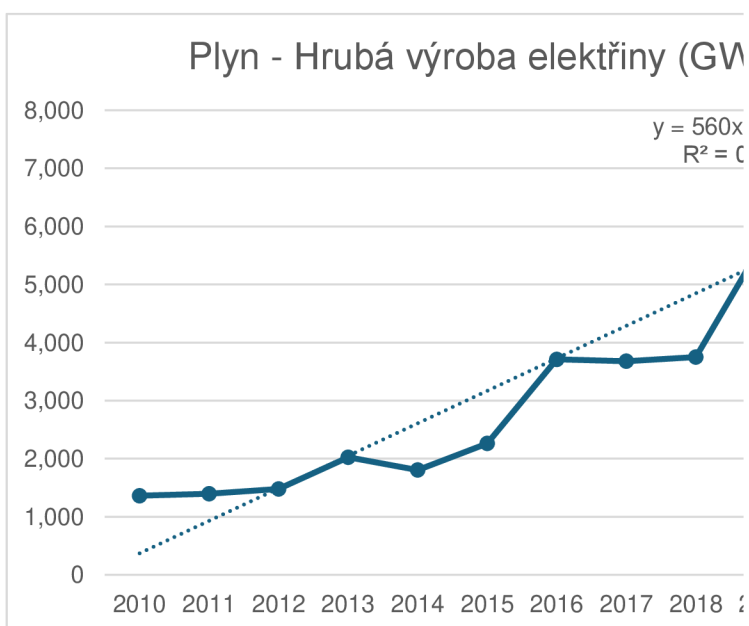
8	243	0	242	1994	8	243	0	242
8	269	0	274	1995	8	269	0	274
8	316	0	316	1996	8	316	0	316
7	319	0	321	1997	7	319	0	321
7	319	0	322	1998	7	319	0	322
7	312	0	323	1999	7	312	0	323
7	313	0	314	2000	7	313	0	314
5	324	0	336	2001	5	324	0	336
5	332	0	325	2002	5	332	0	325
5	324	-2	328	2003	5	324	-2	328
7	300	-3	326	2004	7	300	-3	326
6	318	-3	323	2005	6	318	-3	323
6	335	-3	318	2006	6	335	-3	318
7	286	-3	303	2007	7	286	-3	303
7	297	-1	300	2008	7	297	-1	300
8	297	-1	285	2009	8	297	-1	285
8	292	-5	338	2010	8	292	-5	338
8	320	-6	285	2011	8	320	-6	285
9	256	0	287	2012	9	256	0	287
9	292	0	291	2013	9	292	0	291
9	249	0	259	2014	9	249	0	259
9	258	0	271	2015	9	258	0	271
8	281	0	294	2016	8	281	0	294
8	307	0	301	2017	8	307	0	301
8	276	0	286	2018	8	276	0	286
7	329	0	300	2019	7	329	0	300
7	262	0	305	2020	7	262	0	305
7	301	0	326	2021	7	301	0	326

Rok (year) Druh paliva / energie (Type of fuel / energy)

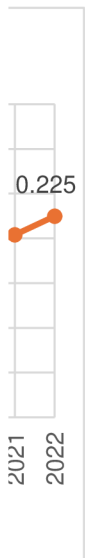
	2010	2011	2012	2013	2014	2015	2016	2017	2018	2019	2020	2021
41 Zemní plyn	41	Zem	41	Zem	41	Zem	41	Zem	41	Zem	41	Zemní plyn
	1362.00093	1397	1479	2025	1806	2264	3710	3679	3750	5791	6848	7291

**Plyn - Hrubá výroba elektřiny (GWh)**

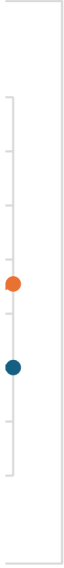
1,362	4.03
1,397	4.9
1,479	5.15
2,025	6.96
1,806	6.98
2,264	8.34
3,710	12.6
3,679	12.2
3,750	13.1
5,791	19.3
6,848	22.5
7,291	22.3




_14	_15	_16	_17	_18	_19	_20	_21
1993	1994	1995	1996	1997	1998	1999	2000
8.405	10.28	8.97	8.33434	7.62804	8.05182	8.12245	7.733985
8.405	10.28	8.97	8.33434	7.62804	8.05182	8.12245	7.733985
0	0	0	0	0	0	0	0
0	0	0	0	0	0	0	0
246.993	250.74	279.13	328.323555	330.83092	329.948045	323.4854	325.215835
0.14	0	0.04	0.105945	0.035315	0.035315	0	0.035315
NA	NA	NA	0.14	0.14	0.14	0.14	0.14



gy supply (PJ)



(Natural gas)

















36	37	38	39	40	41
2015	2016	2017	2018	2019	2020
8.722805	NA	NA			
8.722805	7.6986787	8.0871404	7.691350033	7.38384893	6.68090893
0					
0					
263.94431	286.8635503	313.9146105	282.9497872	336.5560619	268.0496051
0	0	0	0	0	0
0.14	0.14	0.14	0.14	0.14	0.14







<u>42</u>	<u>43</u>
2021	2022
7.201119677	7.936078594
307.7281078	303.9713152
0	0
0.14	

API

Czechia

Production

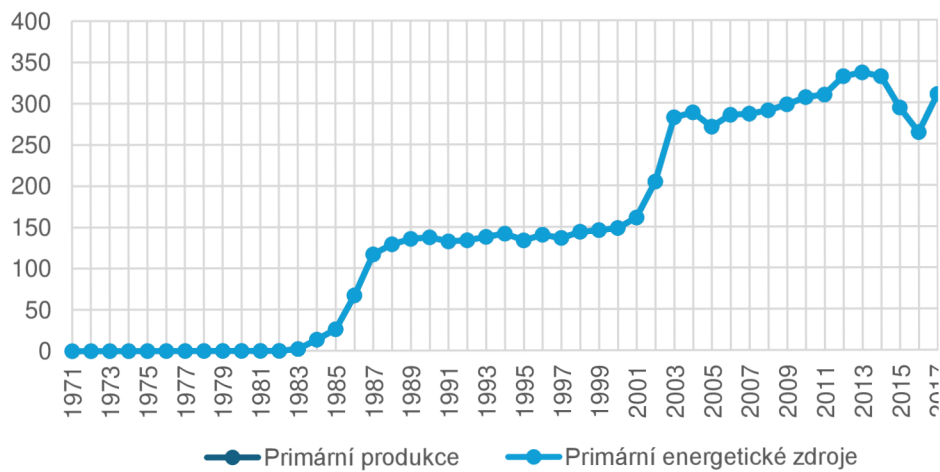
INTL.7-1-CZE-TST.A	Coal (Mst)
INTL.11-1-CZE-TST.A	Anthracite (Mst)
INTL.130-1-CZE-TST.A	Metallurgical coal (M
INTL.12-1-CZE-TST.A	Bituminous (Mst)
INTL.119-1-CZE-TST.A	Subbituminous (Mst)
INTL.14-1-CZE-TST.A	Lignite (Mst)
INTL.21-1-CZE-TST.A	Metallurgical coke (Mst)

Production Mst

1993	93959.80209
1994	84816.14064
1995	82564.12131
1996	85037.70495
1997	81588.57696
1998	74437.89199
1999	65182.89723
2000	71828.72422
2001	72869.30486
2002	69837.95236
2003	70444.22286
2004	70631.61556
2005	68371.88006
2006	69338.60593
2007	69033.26606
2008	66359.062
2009	62189.02327
2010	60857.43279
2011	64002.32322
2012	61566.21812
2013	53990.04149
2014	51650.93967
2015	51168.12789
2016	49949.03239
2017	49296.77258
2018	48029.46331
2019	45088.15961
2020	34809.11997
2021	34676.75899
2022	38659.4425

1973  
1974  
1975  
1976

### Jádro - Primární produkce a energetické zdroje (PJ)



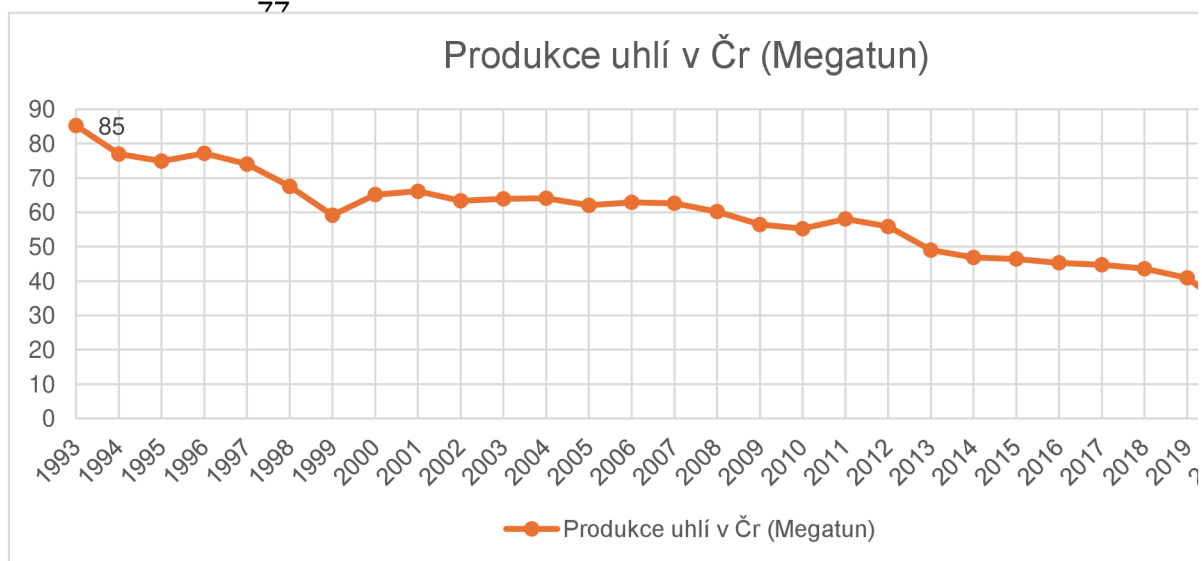
1993  
1994  
1995  
1996  
1997  
1998  
1999  
2000  
2001  
2002  
2003  
2004  
2005  
2006  
2007  
2008  
2009  
2010  
2011  
2012  
2013  
2014  
2015  
2016  
2017  
2018  
2019  
2020  
2021

2022 Provisional

1	2	3	4	5	6	7	8	9	10	11	12
1980	1981	1982	1983	1984	1985	1986	1987	1988	1989	1990	1991
--	--	--	--	--	--	--	--	--	--	--	--
--	--	--	--	--	--	--	--	--	--	--	--
--	--	--	--	--	--	--	--	--	--	--	--
--	--	--	--	--	--	--	--	--	--	--	--
--	--	--	--	--	--	--	--	--	--	--	--
--	--	--	--	--	--	--	--	--	--	--	--
--	--	--	--	--	--	--	--	--	--	--	--

Produkce uhlí v ČR (Megatun)

85  
77  
75  
77




56  
49  
47  
46  
45  
45  
44  
41  
32  
31  
35

Primární produkce

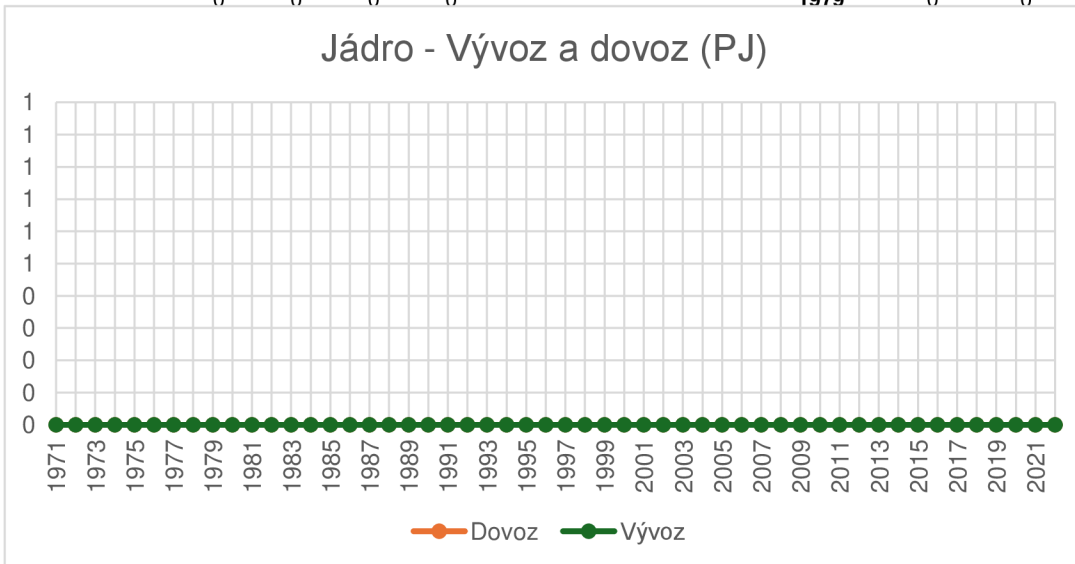
Dovoz	Vývoz	Primární energetické zdroje
0	0	0
0	0	0

Production Imports (| Exports (|

1971	0	0	0
1972	0	0	0

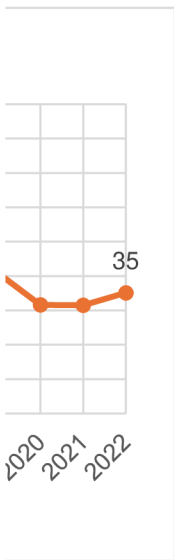


0	0	0	0	<b>1973</b>	0	0	0
0	0	0	0	<b>1974</b>	0	0	0
0	0	0	0	<b>1975</b>	0	0	0
0	0	0	0	<b>1976</b>	0	0	0
0	0	0	0	<b>1977</b>	0	0	0
0	0	0	0	<b>1978</b>	0	0	0
0	0	0	0	<b>1979</b>	0	0	0



133	0	0	133	<b>1995</b>	133	0	0
140	0	0	140	<b>1996</b>	140	0	0
136	0	0	136	<b>1997</b>	136	0	0
144	0	0	144	<b>1998</b>	144	0	0
146	0	0	146	<b>1999</b>	146	0	0
148	0	0	148	<b>2000</b>	148	0	0
161	0	0	161	<b>2001</b>	161	0	0
204	0	0	204	<b>2002</b>	204	0	0
282	0	0	282	<b>2003</b>	282	0	0
288	0	0	288	<b>2004</b>	288	0	0
271	0	0	271	<b>2005</b>	271	0	0
285	0	0	285	<b>2006</b>	285	0	0
287	0	0	287	<b>2007</b>	287	0	0
291	0	0	291	<b>2008</b>	291	0	0
298	0	0	298	<b>2009</b>	298	0	0
306	0	0	306	<b>2010</b>	306	0	0
309	0	0	309	<b>2011</b>	309	0	0
332	0	0	332	<b>2012</b>	332	0	0
336	0	0	336	<b>2013</b>	336	0	0
332	0	0	332	<b>2014</b>	332	0	0
294	0	0	294	<b>2015</b>	294	0	0
264	0	0	264	<b>2016</b>	264	0	0
310	0	0	310	<b>2017</b>	310	0	0
327	0	0	327	<b>2018</b>	327	0	0
331	0	0	331	<b>2019</b>	331	0	0
329	0	0	329	<b>2020</b>	329	0	0
336	0	0	336	<b>2021</b>	336	0	0
339	0	0	339	<b>2022 Provisional</b>	339	0	0

13	14	15	16	17	18	19
1992	1993	1994	1995	1996	1997	1998
--	93959.80209	84816.14064	82564.12131	85037.70495	81588.57696	74437.89199
--	0	0	0	0	0	0
--	8745.844908	7894.746426	7685.126872	7915.369788	7594.322513	6928.731693
--	7740.619478	6987.344117	6801.817707	7005.597082	6721.450173	6132.360689
--	0	0	0	0	0	0
--	77473.3377	69934.0501	68077.17673	70116.73808	67272.80427	61376.79961
--	5811.37832	5702.24963	5470.76453	5350.61274	4728.9099	4419.16079



Total energy supply (PJ)

0

0

0  
0  
0  
0  
0  
0  
0  
0  
0  
0  
2  
14  
26  
67  
117  
129  
135  
137  
132  
134  
138  
142  
133  
140  
136  
144  
146  
148  
161  
204  
282  
288  
271  
285  
287  
291  
298  
306  
309  
332  
336  
332  
294  
264  
310  
327  
331  
329  
336  
339

20	21	22	23	24	25
1999	2000	2001	2002	2003	2004
65182.89723	71828.72422	72869.30486	69837.95236	70444.22286	70631.61556
0	0	0	0	0	0
6067.270227	6685.868509	6782.726492	6500.566055	6556.998142	6574.440788
5369.913439	5917.411589	6003.136959	5753.407333	5803.353258	5818.79109
0	0	0	0	0	0
53745.71356	59225.44412	60083.44141	57583.97897	58083.87146	58238.38368
3672.89692	3759.97941	3882.33582	3898.87047	3919.81436	3910.99588





26	27	28	29	30	31
2005	2006	2007	2008	2009	2010
68371.88006	69338.60593	69033.26606	66359.062	62189.02327	60857.43279
0	0	0	0	0	0
6364.103007	6454.086536	6425.665284	6176.748477	5788.598319	5664.652935
5632.629005	5712.270053	5687.115469	5466.808534	5123.271379	5013.571966
0	0	0	0	0	0
56375.14805	57172.24934	56920.48531	54715.50499	51277.15357	50179.20789
3761.08172	3778.71868	3591.32598	3746.75169	2529.80145	2808.68588



32	33	34	35	36	37
2011	2012	2013	2014	2015	2016
64002.32322	61566.21812	53990.04149	51650.93967	51168.12789	49949.03239
0	0	0	0	0	0
5957.381563	5730.627175	5025.43129	5059.6029	4506.24328	3730.221473
5272.655101	5071.963293	4447.82085	4508.4479	4658.36206	3748.960765
0	0	0	0	0	0
52772.28656	50763.62765	44516.78935	42082.88887	42003.52255	42469.85015
2850.57366	2719.39877	2743.64959	2798.76509	2570.58692	2435.00279



38	39	40	41	42	43
2017	2018	2019	2020	2021	2022
49296.77258	48029.46331	45088.15961	34809.11997	34676.75899	38659.4425
0	0	0	0	0	0
3210.514251	2468.744499	2240.315002	1130.051836	1654.298346	952.0497147
2758.875798	2360.528522	1542.940786	1234.866084	747.5006618	903.3176919
0	0	0	0	0	0
43327.38253	43200.19029	41304.90383	32444.20205	32274.95998	36804.07509
2743.167881	2801.712667	2592.648552	2455.070344	2841.088282	2591.859298

API

Czechia

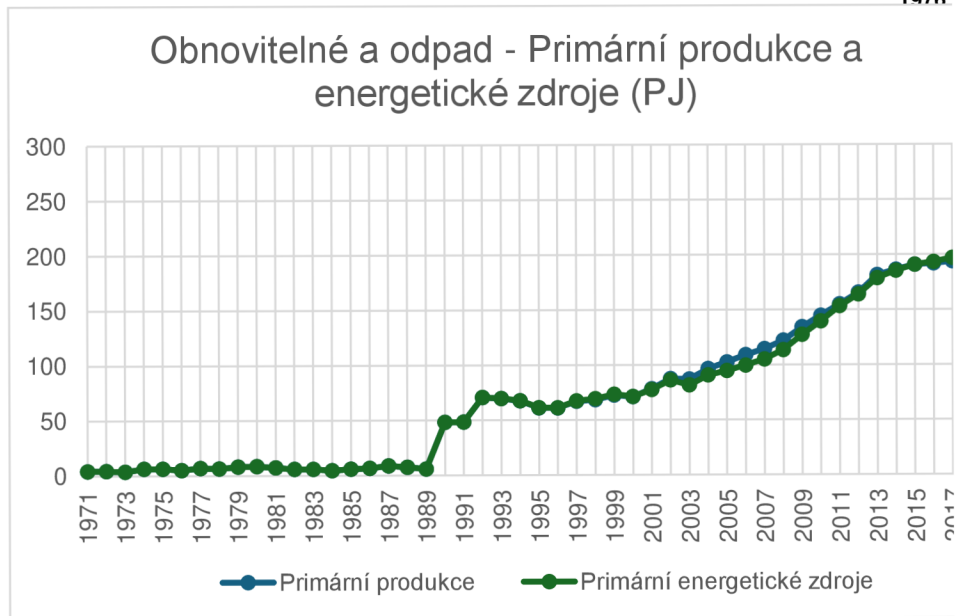
Production

INTL.7-1-CZE-TST.A	Coal (Mst)
INTL.11-1-CZE-TST.A	Anthracite (Mst)
INTL.130-1-CZE-TST.A	Metallurgical coal (M
INTL.12-1-CZE-TST.A	Bituminous (Mst)
INTL.119-1-CZE-TST.A	Subbituminous (Mst)
INTL.14-1-CZE-TST.A	Lignite (Mst)
INTL.21-1-CZE-TST.A	Metallurgical coke (Mst)

Production Mst

1993	93959.80209
1994	84816.14064
1995	82564.12131
1996	85037.70495
1997	81588.57696
1998	74437.89199
1999	65182.89723
2000	71828.72422
2001	72869.30486
2002	69837.95236
2003	70444.22286
2004	70631.61556
2005	68371.88006
2006	69338.60593
2007	69033.26606
2008	66359.062
2009	62189.02327
2010	60857.43279
2011	64002.32322
2012	61566.21812
2013	53990.04149
2014	51650.93967
2015	51168.12789
2016	49949.03239
2017	49296.77258
2018	48029.46331
2019	45088.15961
2020	34809.11997
2021	34676.75899
2022	38659.4425

1973  
1974  
1975  
1976



1993  
1994  
1995  
1996  
1997  
1998  
1999  
2000  
2001  
2002  
2003  
2004  
2005  
2006  
2007  
2008  
2009  
2010  
2011  
2012  
2013  
2014  
2015  
2016  
2017  
2018  
2019  
2020  
2021

2022 Provisional



Součet z Hodnoty (Values)

Ukazatel

126 Hrubá výroba elektřiny (

Součet z Hodnoty (Values)

Ukazatel

126 Hrubá výroba elektřiny (

2010

2011

2012

2013

2014

2015

2016

2017

2018

2019

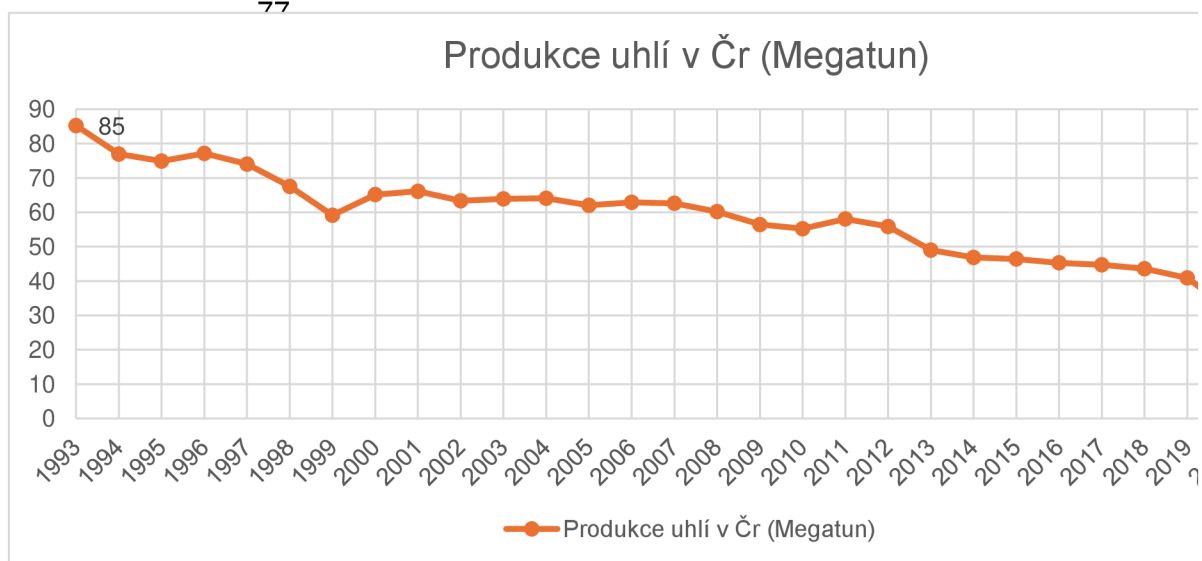
2020

2021

1	2	3	4	5	6	7	8	9	10	11	12
1980	1981	1982	1983	1984	1985	1986	1987	1988	1989	1990	1991
--	--	--	--	--	--	--	--	--	--	--	--
--	--	--	--	--	--	--	--	--	--	--	--
--	--	--	--	--	--	--	--	--	--	--	--
--	--	--	--	--	--	--	--	--	--	--	--
--	--	--	--	--	--	--	--	--	--	--	--
--	--	--	--	--	--	--	--	--	--	--	--

Produkce uhlí v ČR (Megatun)

85  
77  
75  
77




56  
49  
47  
46  
45  
45  
44  
41  
32  
31  
35

Primární produkce

Dovoz	Vývoz	Primární energetické zdroje
4	0	4
5	0	5

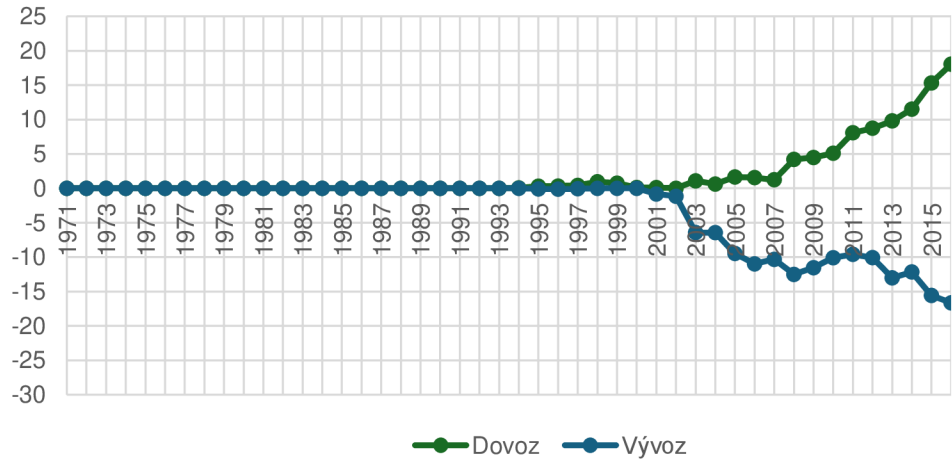
Flow	Production	Imports (I)	Exports (I)
1971	4	0	0
1972	5	0	0

4	0	0	4	<b>1973</b>	4	0	0
7	0	0	7	<b>1974</b>	7	0	0
7	0	0	7	<b>1975</b>	7	0	0
5	0	0	5	<b>1976</b>	5	0	0
7	0	0	7	<b>1977</b>	7	0	0
7	0	0	7	<b>1978</b>	7	0	0



2017  
2019  
2021

### Obnovitelné a odpad - Vývoz a dovoz (PJ)



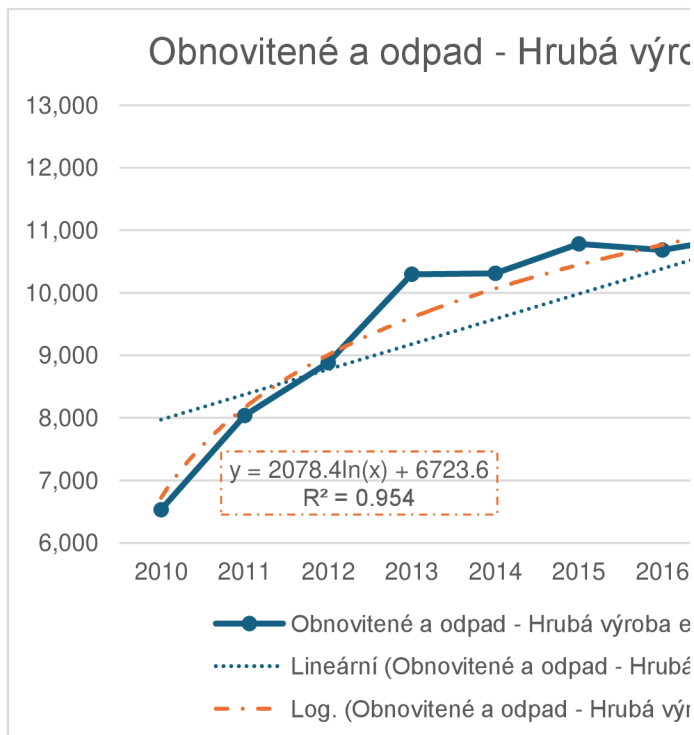
68	0	0	68	<b>1994</b>	68	0	0
61	0	0	61	<b>1995</b>	61	0	0
61	0	0	61	<b>1996</b>	61	0	0
67	0	0	67	<b>1997</b>	67	0	0
68	1	0	69	<b>1998</b>	68	1	0
73	1	0	73	<b>1999</b>	73	1	0
71	0	0	71	<b>2000</b>	71	0	0
78	0	-1	78	<b>2001</b>	78	0	-1
87	0	-1	86	<b>2002</b>	87	0	-1
87	1	-6	82	<b>2003</b>	87	1	-6
96	1	-6	91	<b>2004</b>	96	1	-6
102	2	-9	95	<b>2005</b>	102	2	-9
109	2	-11	99	<b>2006</b>	109	2	-11
114	1	-10	105	<b>2007</b>	114	1	-10
122	4	-13	113	<b>2008</b>	122	4	-13
134	4	-12	127	<b>2009</b>	134	4	-12
145	5	-10	139	<b>2010</b>	145	5	-10
155	8	-10	153	<b>2011</b>	155	8	-10
165	9	-10	164	<b>2012</b>	165	9	-10
181	10	-13	179	<b>2013</b>	181	10	-13
186	12	-12	185	<b>2014</b>	186	12	-12
191	15	-16	191	<b>2015</b>	191	15	-16
192	18	-17	193	<b>2016</b>	192	18	-17
194	19	-16	197	<b>2017</b>	194	19	-16
199	18	-18	199	<b>2018</b>	199	18	-18
215	17	-20	212	<b>2019</b>	215	17	-20
223	19	-21	220	<b>2020</b>	223	19	-21
239	20	-25	234	<b>2021</b>	239	20	-25
233	18	-21	230	<b>2022 Provisional</b>	233	18	-21

Variable	Rok ( Druh paliva / energie (Type of fuel / energy)											
	2010	2011	2012	2013	2014	2015	2016	2017	2018	2019	2020	
Gross electricity production (	6494	7947	8796	####	####	####	####	####	10482	11243	11689	

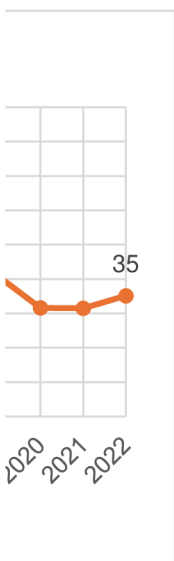
Variable	Rok ( Druh paliva / energie (Type of fuel / energy)											
	2010	2011	2012	2013	2014	2015	2016	2017	2018	2019	2020	
Gross electricity production (	35.6	90.2	86.7	83.8	87.9	86.7	98.6	114	100.2	104.8	119.4	
	6530	8037	8883	####	####	####	####	####	10582	11348	11808	

**Obnovitelné a odpad - Hrubá výroba elektřiny (GWh)**

6,530	46.8
8,037	52.4
8,883	54.2
10,297	57.7
10,312	55.7
10,783	56.6
10,684	55.3
10,912	55.5
10,582	53.3
11,348	53.4
11,808	53.6
12,049	51.4



13	14	15	16	17	18	19
1992	1993	1994	1995	1996	1997	1998
--	93959.80209	84816.14064	82564.12131	85037.70495	81588.57696	74437.89199
--	0	0	0	0	0	0
--	8745.844908	7894.746426	7685.126872	7915.369788	7594.322513	6928.731693
--	7740.619478	6987.344117	6801.817707	7005.597082	6721.450173	6132.360689
--	0	0	0	0	0	0
--	77473.3377	69934.0501	68077.17673	70116.73808	67272.80427	61376.79961
--	5811.37832	5702.24963	5470.76453	5350.61274	4728.9099	4419.16079



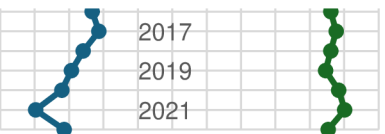
Total energy supply (PJ)

4

5

4  
7  
7  
5  
7  
7

)



68  
61  
61  
67  
69  
73  
71  
78  
86  
82  
91  
95  
99  
105  
113  
127  
139  
153  
164  
179  
185  
191  
193  
197  
199  
212  
220  
234  
230

2021

42 Obnovitelné zdroje a biopaliva (Renewables and biofuels)

11922

2021

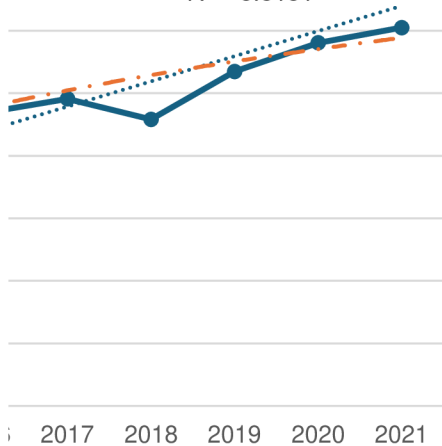
52 Komunální odpady (obnovitelné) (Renewable municipal waste)

127.3

12049

Společná elektřina (GWh)

$$y = 402.22x + 7570.9$$
$$R^2 = 0.8131$$



Společná elektřina (GWh)

Společná výroba elektřiny (GWh)

Společná výroba elektřiny (GWh)

20	21	22	23	24	25
1999	2000	2001	2002	2003	2004
65182.89723	71828.72422	72869.30486	69837.95236	70444.22286	70631.61556
0	0	0	0	0	0
6067.270227	6685.868509	6782.726492	6500.566055	6556.998142	6574.440788
5369.913439	5917.411589	6003.136959	5753.407333	5803.353258	5818.79109
0	0	0	0	0	0
53745.71356	59225.44412	60083.44141	57583.97897	58083.87146	58238.38368
3672.89692	3759.97941	3882.33582	3898.87047	3919.81436	3910.99588







26	27	28	29	30	31
2005	2006	2007	2008	2009	2010
68371.88006	69338.60593	69033.26606	66359.062	62189.02327	60857.43279
0	0	0	0	0	0
6364.103007	6454.086536	6425.665284	6176.748477	5788.598319	5664.652935
5632.629005	5712.270053	5687.115469	5466.808534	5123.271379	5013.571966
0	0	0	0	0	0
56375.14805	57172.24934	56920.48531	54715.50499	51277.15357	50179.20789
3761.08172	3778.71868	3591.32598	3746.75169	2529.80145	2808.68588





32	33	34	35	36	37
2011	2012	2013	2014	2015	2016
64002.32322	61566.21812	53990.04149	51650.93967	51168.12789	49949.03239
0	0	0	0	0	0
5957.381563	5730.627175	5025.43129	5059.6029	4506.24328	3730.221473
5272.655101	5071.963293	4447.82085	4508.4479	4658.36206	3748.960765
0	0	0	0	0	0
52772.28656	50763.62765	44516.78935	42082.88887	42003.52255	42469.85015
2850.57366	2719.39877	2743.64959	2798.76509	2570.58692	2435.00279







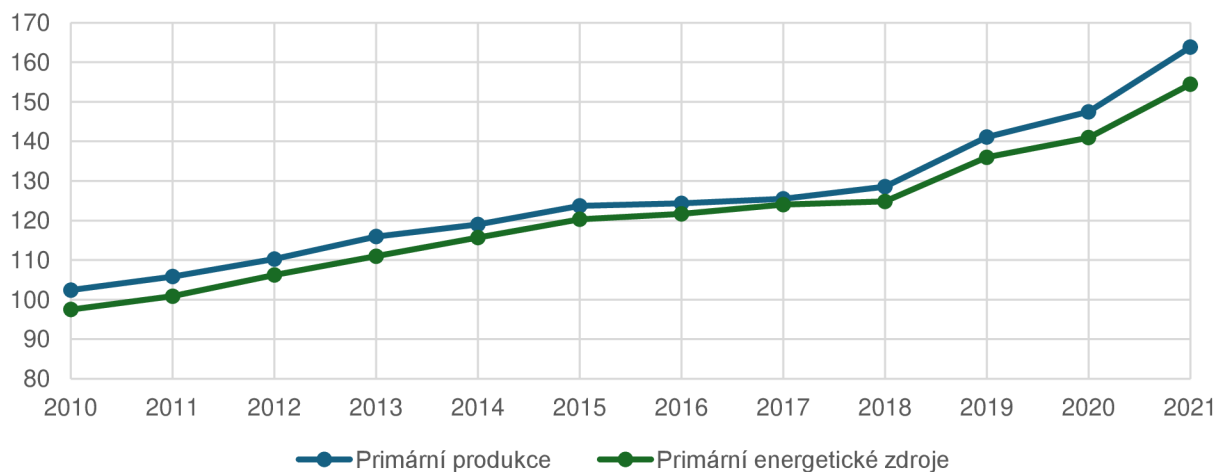
38	39	40	41	42	43
2017	2018	2019	2020	2021	2022
49296.77258	48029.46331	45088.15961	34809.11997	34676.75899	38659.4425
0	0	0	0	0	0
3210.514251	2468.744499	2240.315002	1130.051836	1654.298346	952.0497147
2758.875798	2360.528522	1542.940786	1234.866084	747.5006618	903.3176919
0	0	0	0	0	0
43327.38253	43200.19029	41304.90383	32444.20205	32274.95998	36804.07509
2743.167881	2801.712667	2592.648552	2455.070344	2841.088282	2591.859298

Součet z Hodnoty (Values)	Rok (year)	Druh paliva	
		2010	2011
Ukazatel	Variable	49 Pevná t	49 Pevná t
001 Primární produkce (tuzemské zdroje) (Primary production)	Primary pr	102.385	105.83
003 Dovoz (Imports)	Imports	2.23102	3.033002
004 Vývoz (Exports)	Exports	7.114001	8.019983
010 Primární energetické zdroje (Total energy supply)	Total enerç	97.50199	100.843

Součet z Hodnoty (Values)	Rok (year)	Druh paliva	
		2010	2011
Ukazatel	Variable	43 Vodní e	43 Vodní e
001 Primární produkce (tuzemské zdroje) (Primary production)	Primary pr	10.04212	7.066858

	0	1	2
Primární produkce	102		
Dovoz		2.2	
Vývoz			-7.1

Pevná biomasa - Primární energetické zdroje a produkce (PJ)



Součet z Hodnoty (Values)	Rok (year)	Druh paliva	
		2010	2011
Ukazatel	Variable	49 Pevná t	49 Pevná t
126 Hrubá výroba elektřiny GWh (Gross electricity production G)	Gross electr	1492.234	1684.571

**Pevna  
biomasa -  
Hrubá  
výroba  
elektřiny  
(GWh)**

2010	1492.234	#DIV/0!
2011	1684.571	#DIV/0!
2012	1817.339	1817.339
2013	1683.268	841.634
2014	1992.219	664.073
2015	2091.493	522.8732
2016	2067.744	413.5488
2017	2213.398	368.8997
2018	2120.882	302.9831
2019	2398.734	299.8418
2020	2498.961	277.6624
2021	2664.596	266.4596

t / energie (Type of fuel / energy)

2012	2013	2014	2015	2016	2017	2018	2019
49 Pevná t	49 Pevná t	49 Pevná t	49 Pevná t	49 Pevná t	49 Pevná t	49 Pevná t	49 Pevná t
110.243	115.945	118.981	123.694	124.33	125.4839	128.5495	141.0924
4.008987	4.740002	4.916015	6.011994	8.73199	10.27102	8.660563	7.411138
8.033004	9.735985	8.213999	9.387015	11.39701	11.7539	12.40875	12.53901
106.219	110.949	115.683	120.319	121.665	124.001	124.8013	135.9645

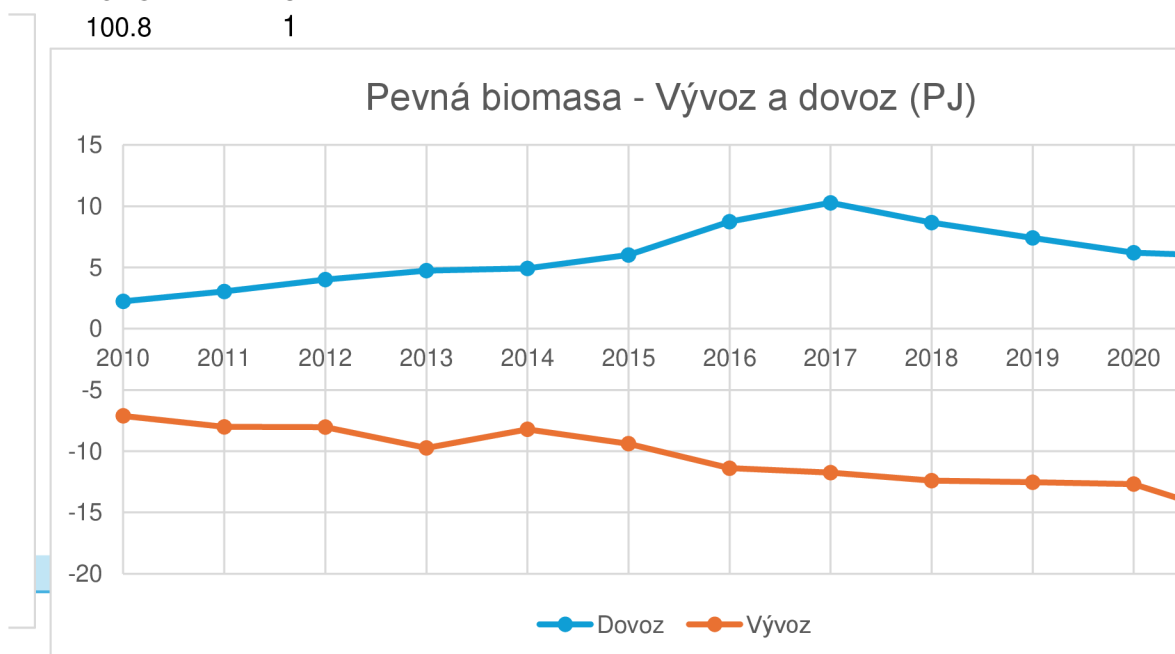
t / energie (Type of fuel / energy)

2012	2013	2014	2015	2016	2017	2018	2019
43 Vodní e	43 Vodní e	43 Vodní e	43 Vodní e	43 Vodní e	43 Vodní e	43 Vodní e	43 Vodní e
7.6649	9.844214	6.871502	6.461153	7.200124	6.730072	5.863781	7.228887

3

Primární energetické zdroje

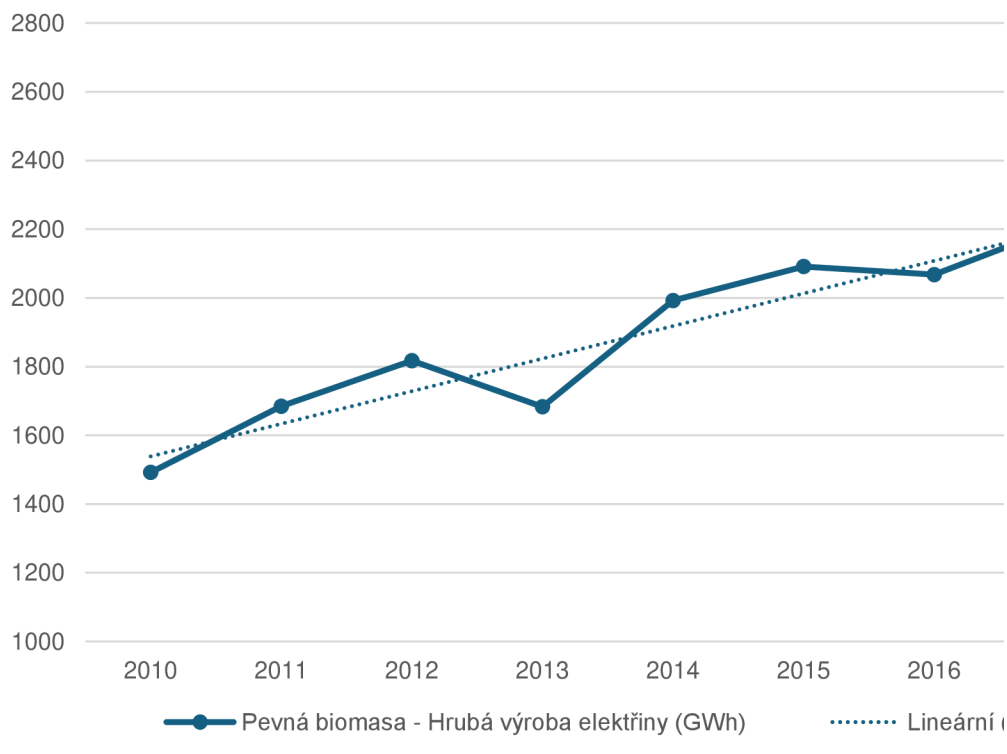
97.5 0  
100.8 1



t / energie (Type of fuel / energy)

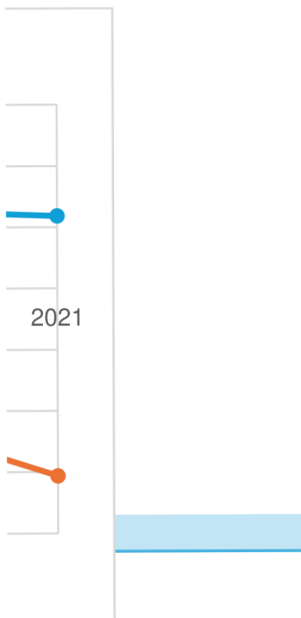
2012	2013	2014	2015	2016	2017	2018	2019
49 Pevná t	49 Pevná t	49 Pevná t	49 Pevná t	49 Pevná t	49 Pevná t	49 Pevná t	49 Pevná t
1817.339	1683.268	1992.219	2091.493	2067.744	2213.398	2120.882	2398.734

### Pevná biomasa - Hrubá výroba el



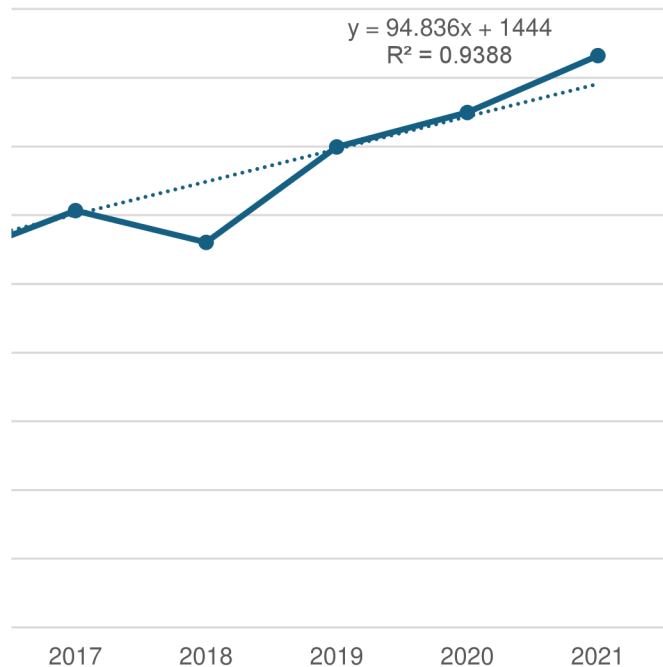
2020	2021	
49 Pevná k	49 Pevná biomasa	(Primary solid biofuels)
147.4555	163.8367	
6.199018	5.922103	
12.68893	15.31289	
140.9656	154.4459	

2020	2021	
43 Vodní e	43 Vodní energie	(Hydro)
7.717989	8.670653	



2020	2021	
49 Pevná k	49 Pevná biomasa	(Primary solid biofuels)
2498.961	2664.596	

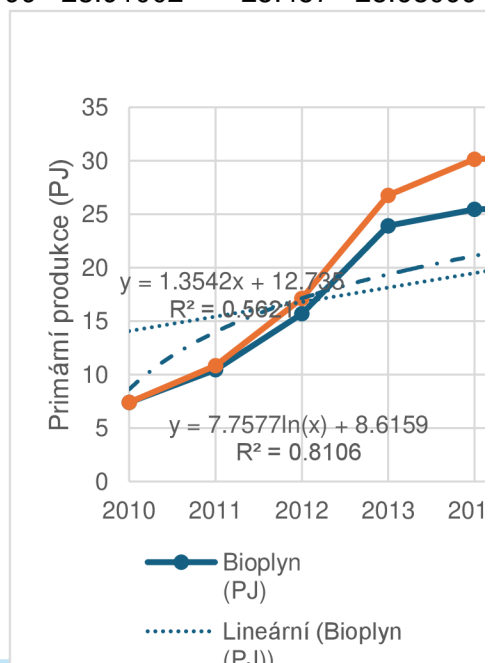
ektřiny (GWh)



(Pevná biomasa - Hrubá výroba elektřiny (GWh))

Součet z Hodnoty (Va Rok (year) Druh paliva / energie (Type of fuel / energy)		2010	2011	2012	2013	2014	2015
Ukazatel	Variable	51 Bioplyn	51 Bioplyn	51 Bioplyn	51 Bioplyn	51 Bioplyn	51 Bioplyn
001 Primár	<b>productio Bioplyn (PJ)</b>	7.397992	10.46001	15.69799	23.91002	25.457	25.68099

2010	7	0
2011	10	1
2012	16	2
2013	24	3
2014	25	4
2015	26	5
2016	25	6
2017	25	7
2018	25	8
2019	24	9
2020	25	10
2021	25	11



Součet z Hodnoty (Val Rok (year) Druh paliva / energie (Type of fuel / energy)		2010	2011	2012	2013	2014	2015
Ukazatel	Variable	51 Bioplyn	51 Bioplyn	51 Bioplyn	51 Bioplyn	51 Bioplyn	51 Bioplyn
001 Primár	<b>Primary productio n</b>	7.397992	10.46001	15.69799	23.91002	25.457	25.68099
003 Dovoz	Imports						
010 Primár	Total energy	7.397992	10.46001	15.69799	23.91002	25.457	25.68099

Součet z Hodnoty (Va Rok (year) Druh paliva / energie (Type of fuel / energy)		2010	2011	2012	2013	2014	2015
Ukazatel	Variable	51 Bioplyn	51 Bioplyn	51 Bioplyn	51 Bioplyn	51 Bioplyn	51 Bioplyn
126 Hrubá	Gross electr	634.6607	928.7137	1467.683	2293.587	2583.36	2610.958

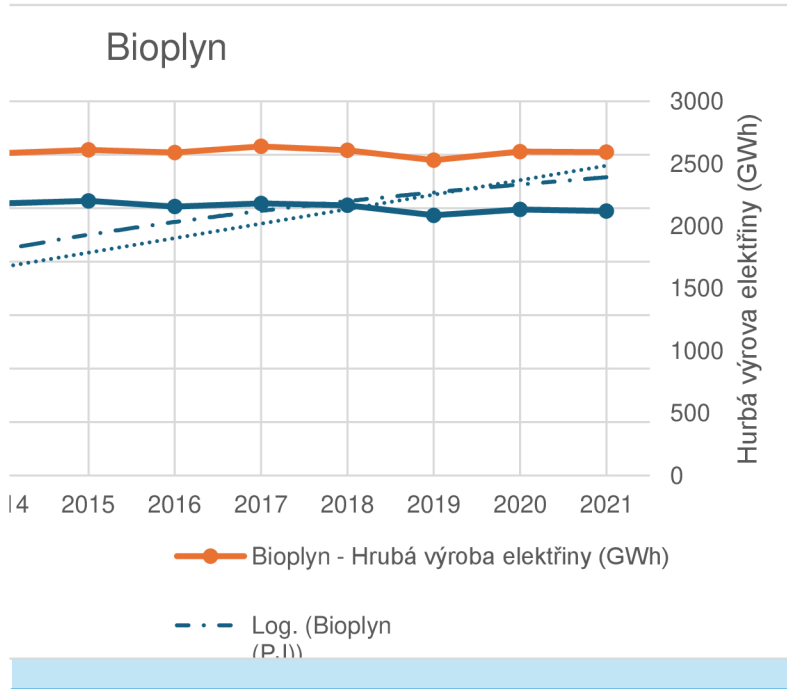
**Bioplyn -  
Hrubá  
výroba  
elektřiny  
(GWh)**

2010	634.6607	7
2011	928.7137	10
2012	1467.683	16
2013	2293.587	24
2014	2583.36	25
2015	2610.958	26



2016	2589.024	25
2017	2639.266	25
2018	2607.202	25
2019	2528.083	24
2020	2596.444	25
2021	2592.781	25

2016	2017	2018	2019	2020	2021	(Biogases)
51 Bioplyn	51 Bioplyn	51 Bioplyn	51 Bioplyn	51 Bioplyn	51 Bioplyn	
25.16099	25.44377	25.27914	24.33188	24.88885	24.73654	



2016	2017	2018	2019	2020	2021	(Biogases)
51 Bioplyn	51 Bioplyn	51 Bioplyn	51 Bioplyn	51 Bioplyn	51 Bioplyn	
25.16099	25.44377	25.27914	24.33188	24.88885	24.73654	
					0.793022	
25.16099	25.44377	25.27914	24.33188	24.88885	25.52952	

2016	2017	2018	2019	2020	2021	(Biogases)
51 Bioplyn	51 Bioplyn	51 Bioplyn	51 Bioplyn	51 Bioplyn	51 Bioplyn	
2589.024	2639.266	2607.202	2528.083	2596.444	2592.781	

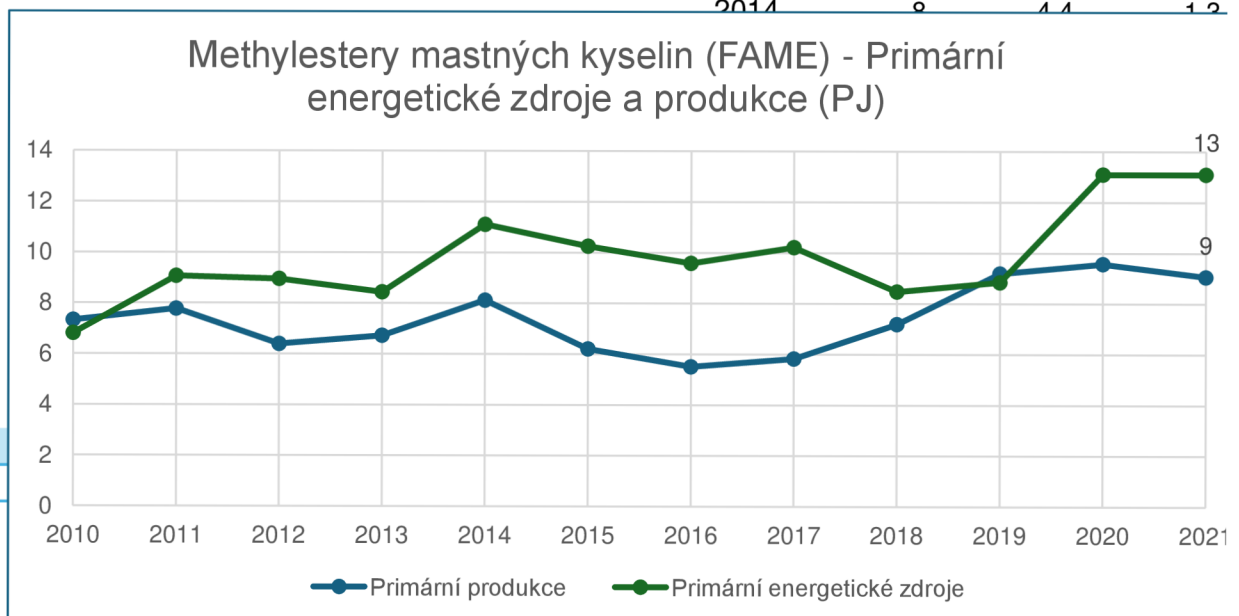
Součet z Hodnoty (Values)

Rok (year) Druh paliva  
2010 2011

55  
Methylestery  
mastných  
kyselin  
(FAME)  
(Pure  
biodiesels

Ukazatel	Variable	2010	2011
001 Primární produkce (tuzemské zdroje) (Primary production)	Primary pr	7.32556	7.773422
003 Dovoz (Imports)	Imports	0.803154	2.008869
004 Vývoz (Exports)	Exports	1.303602	0.621447
010 Primární energetické zdroje (Total energy supply)	Total enerç	6.807988	9.065008

	0	1	2
<b>Primární produkce</b>			
Dovoz			
Vývoz			
2010	7	0.8	-1.3
2011	8	2.0	-0.6
2012	6	2.9	-0.2
2013	7	3.2	-1.6
2014	8	4.4	1.2



ř / energie (Type of fuel / energy)

2012 2013 2014 2015 2016 2017 2018 2019

55 Methyle	55 Methyle	55 Methyle	55 Methyle	55 Methyle	55 Methyle	55 Methyle	55 Methyle
6.390983	6.722661	8.114688	6.20287	5.506772	5.824886	7.188275	9.19145
2.897601	3.165388	4.376295	6.506036	5.59951	5.08064	4.086066	3.657505
0.248026	1.598981	1.303183	2.502032	1.510472	0.673237	2.754579	3.956903
8.953974	8.435983	11.1	10.24899	9.582999	10.21198	8.472995	8.842982

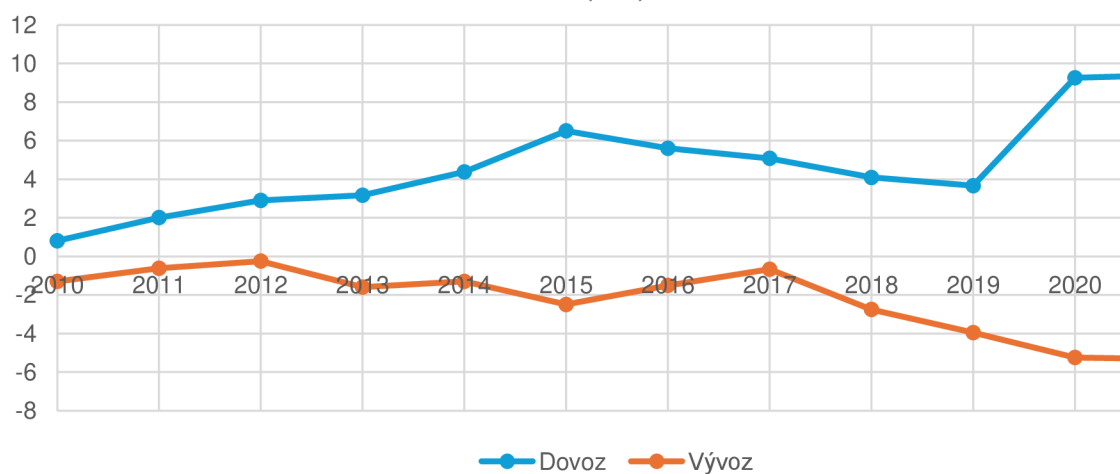
-14948

3

Primární energetické zdroje

7 0  
9 1

Methylestery mastných kyselin (FAME) - Vývoz a dovoz (PJ)



1

2020

2021

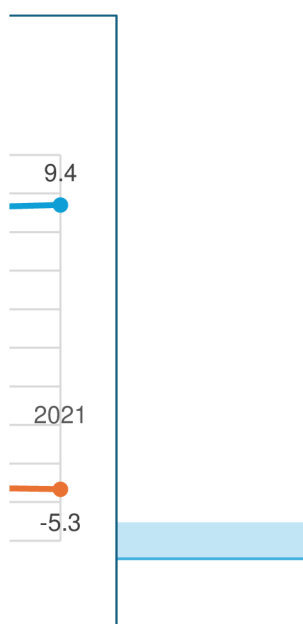
55 Methyl 55 Methyl estery mastných kyselin (FAME) (Pure biodiesels)

9.569936 9.057388

9.255131 9.397314

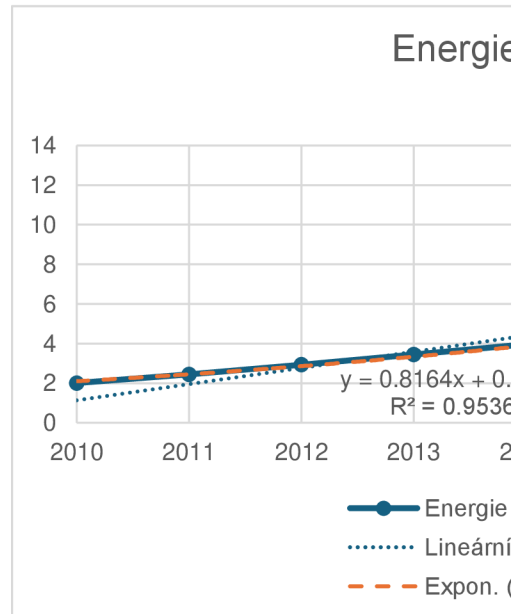
5.245139 5.342399

13.09799 13.09799



Součet z Hodnoty (Va Rok (year) Druh paliva / energie (Type of fuel / energy)		2010	2011	2012	2013	2014	2015
Ukazatel	Variable	60 Energie	60 Energie	60 Energie	60 Energie	60 Energie	60 Energie
001 Primár	Primary pro	2.002588	2.441407	2.93591	3.446657	3.956275	4.521911

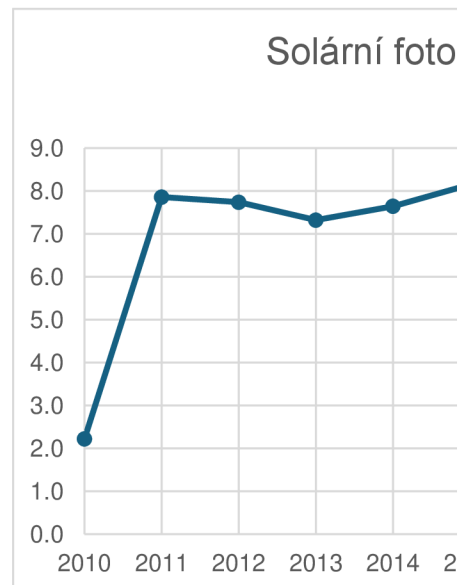
Energie prostředí (tepelná čerpadla) (PJ)			
2010	2	0	
2011	2	1	
2012	3	2	
2013	3	3	
2014	4	4	
2015	5	5	
2016	5	6	
2017	6	7	
2018	7	8	
2019	8	9	
2020	10	10	
2021	11	11	



Součet z Hodnoty (Va Rok (year) Druh paliva / energie (Type of fuel / energy)		2010	2011	2012	2013	2014	2015
---	--	------	------	------	------	------	------

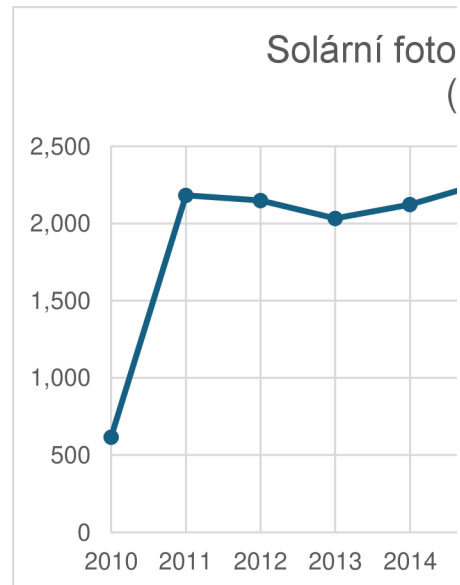
		46 Solární fotovoltaická energie (Solar photovoltaic)	46 Solární fotovoltaická energie (Solar photovoltaic)	46 Solární fotovoltaická energie (Solar photovoltaic)	46 Solární fotovoltaická energie (Solar photovoltaic)	46 Solární fotovoltaická energie (Solar photovoltaic)	46 Solární fotovoltaická energie (Solar photovoltaic)
Ukazatel	Variable	ic)	ic)	ic)	ic)	ic)	ic)
001 Primár	Primary pro	2.22	7.86	7.74	7.32	7.64	8.15

Solární fotovoltaická energie (PJ)			
2010	2.2	0	
2011	7.9	1	
2012	7.7	2	
2013	7.3	3	
2014	7.6	4	
2015	8.1	5	
2016	7.7	6	
2017	7.9	7	
2018	8.5	8	
2019	8.4	9	
2020	8.4	10	
2021	8.3	11	

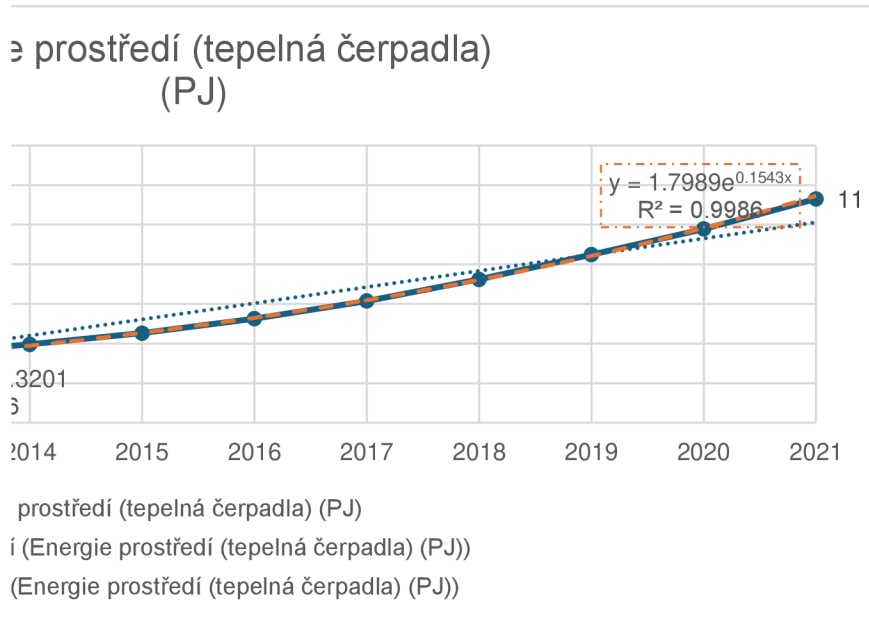


Součet z Hodnoty (Val Rok (year)		Druh paliva / energie (Type of fuel / energy)					
Ukazatel	Variable	2010	2011	2012	2013	2014	2015
		46 Solární fotovoltaická energie (Solar photovoltaic)	46 Solární fotovoltaická energie (Solar photovoltaic)	46 Solární fotovoltaická energie (Solar photovoltaic)	46 Solární fotovoltaická energie (Solar photovoltaic)	46 Solární fotovoltaická energie (Solar photovoltaic)	46 Solární fotovoltaická energie (Solar photovoltaic)
126 Hrubá \ Gross elect		615.70	2,182.02	2,148.62	2,032.66	2,122.87	2,263.85

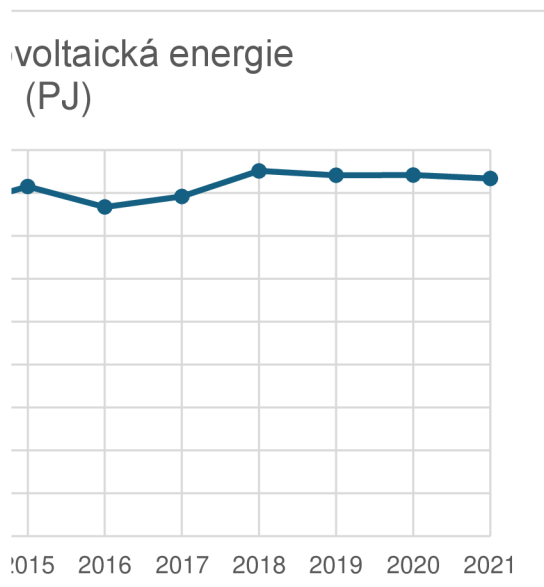
Year	Solární fotovoltaická energie (PJ)	Index
2010	616	0
2011	2,182	1
2012	2,149	2
2013	2,033	3
2014	2,123	4
2015	2,264	5
2016	2,131	6
2017	2,199	7
2018	2,365	8
2019	2,337	9
2020	2,338	10
2021	2,316	11



2016	2017	2018	2019	2020	2021
60 Energie prostředí (tepelná čerpa)	60 Energie prostředí (tepelná čerpa)	60 Energie prostředí (tepelná čerpa)	60 Energie prostředí (tepelná čerpa)	60 Energie prostředí (tepelná čerpa)	60 Energie prostředí (tepelná čerpa)
5.256486	6.150786	7.234707	8.489323	9.786603	11.29862

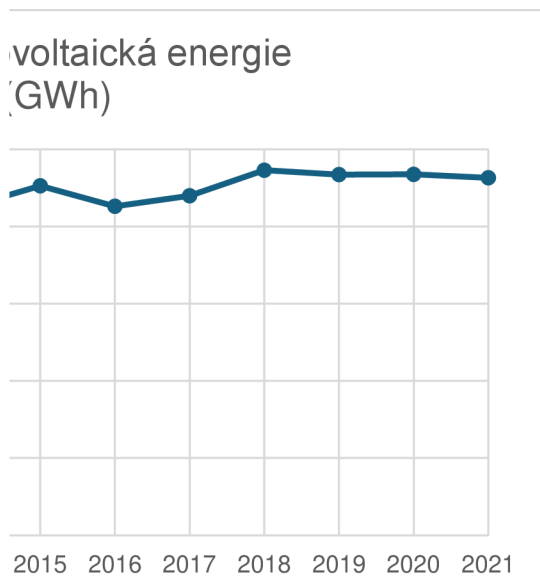


2016	2017	2018	2019	2020	2021
46 Solární fotovoltaická energie (Solar photovoltaic)	46 Solární fotovoltaická energie (Solar photovoltaic)	46 Solární fotovoltaická energie (Solar photovoltaic)	46 Solární fotovoltaická energie (Solar photovoltaic)	46 Solární fotovoltaická energie (Solar photovoltaic)	46 Solární fotovoltaická energie (Solar photovoltaic)
7.67	7.92	8.51	8.41	8.42	8.34





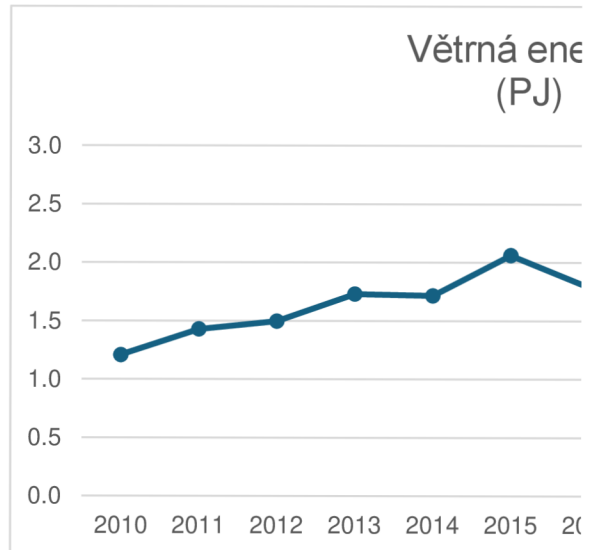
2016	2017	2018	2019	2020	2021
46 Solarní fotovoltaická energie (Solar photovoltaic)	46 Solarní fotovoltaická energie (Solar photovoltaic)	46 Solarní fotovoltaická energie (Solar photovoltaic)	46 Solarní fotovoltaická energie (Solar photovoltaic)	46 Solarní fotovoltaická energie (Solar photovoltaic)	46 Solarní fotovoltaická energie (Solar photovoltaic)
2,131.45	2,199.27	2,364.77	2,336.68	2,337.85	2,315.96



oadla) (Ambient heat\_heat pumps)

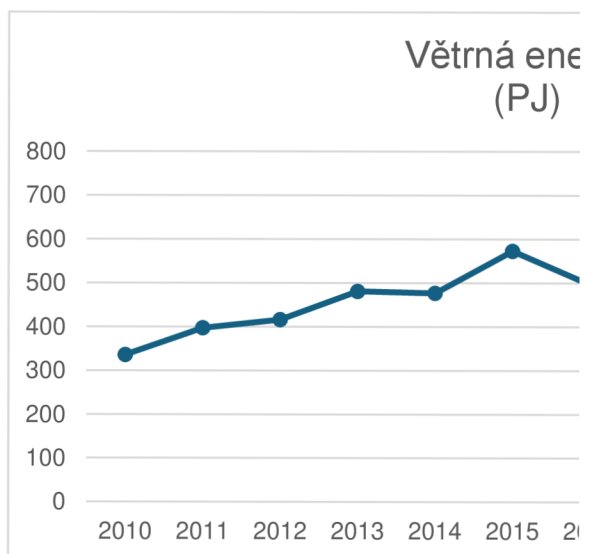
Ukazatel	Variable	45 Větrná energie (Wind)	45 Větrná energie (Wind)	45 Větrná energie (Wind)	45 Větrná energie (Wind)	45 Větrná energie (Wind)	45 Větrná energie (Wind)
001 Primární	Primary proc	1.21	1.43	1.50	1.73	1.72	2.06

	Větrná energie (PJ)
2010	1.2
2011	1.4
2012	1.5
2013	1.7
2014	1.7
2015	2.1
2016	1.8
2017	2.1
2018	2.2
2019	2.5
2020	2.5
2021	2.2

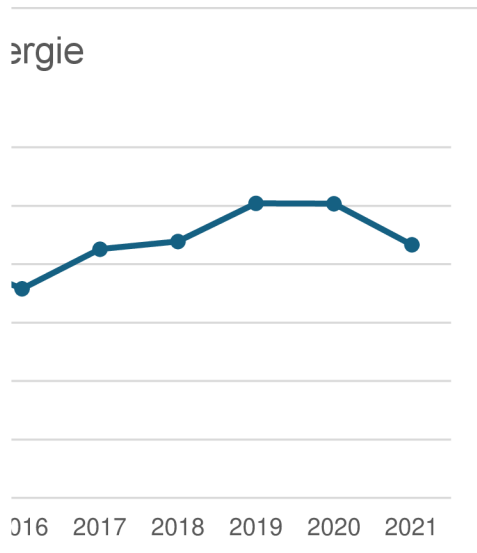


Součet z Hodnoty (Va Rok (year)		Druh paliva / energie (Type of fuel / energy)					
		2010	2011	2012	2013	2014	2015
Ukazatel	Variable	45 Větrná	45 Větrná	45 Větrná	45 Větrná	45 Větrná	45 Větrná
126 Hrubá	Gross elec	335.4906	397.0017	415.819	480.5167	476.5393	572.6147

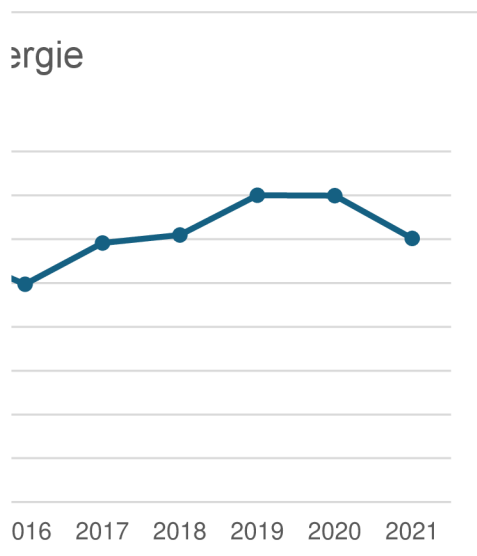
	Větrná energie (PJ)
2010	335.4906
2011	397.0017
2012	415.819
2013	480.5167
2014	476.5393
2015	572.6147
2016	496.9615
2017	591.0366
2018	609.3306
2019	700.0097
2020	699.0793
2021	601.5385



45 Větrná energie (Wind)	45 Větrná energie (Wind)	45 Větrná energie (Wind)	45 Větrná energie (Wind)	45 Větrná energie (Wind)	45 Větrná energie (Wind)
1.79	2.13	2.19	2.52	2.52	2.17

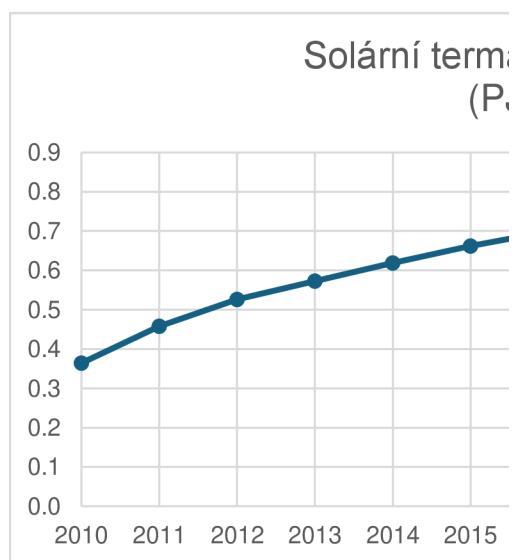


2016	2017	2018	2019	2020	2021
45 Větrná energie (Wind)	45 Větrná energie (Wind)	45 Větrná energie (Wind)	45 Větrná energie (Wind)	45 Větrná energie (Wind)	45 Větrná energie (Wind)
496.9615	591.0366	609.3306	700.0097	699.0793	601.5385



Součet z Hodnoty (Va Rok (year) Druh paliva / energie (Type of fuel / energy)		2010	2011	2012	2013	2014	2015
Ukazatel	Variable	47 Solární	47 Solární	47 Solární	47 Solární	47 Solární	47 Solární
001 Primár	Primary pro	0.364084	0.457868	0.52603	0.572671	0.618683	0.661807

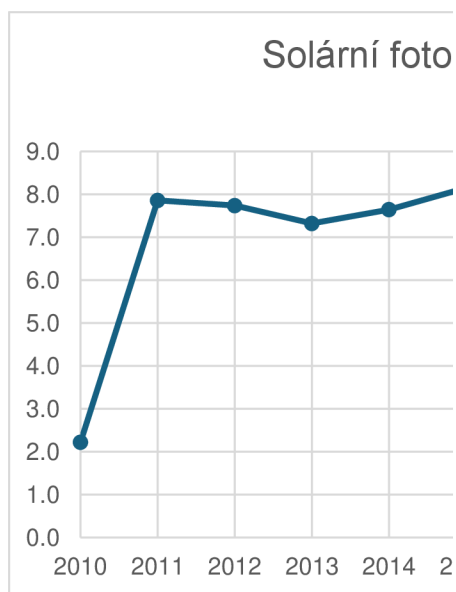
	Solární termální energie (PJ)	
2010	0.4	0
2011	0.5	1
2012	0.5	2
2013	0.6	3
2014	0.6	4
2015	0.7	5
2016	0.7	6
2017	0.7	7
2018	0.8	8
2019	0.8	9
2020	0.8	10
2021	0.8	11



Součet z Hodnoty (Va Rok (year) Druh paliva / energie (Type of fuel / energy)		2010	2011	2012	2013	2014	2015
---	--	------	------	------	------	------	------

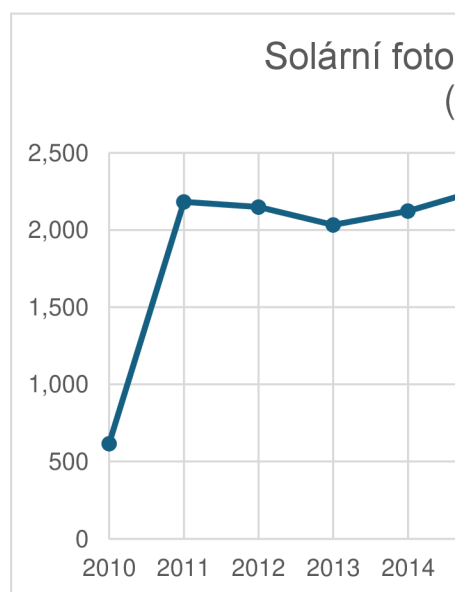
		46 Solární fotovoltaická energie (Solar photovoltaic)	46 Solární fotovoltaická energie (Solar photovoltaic)	46 Solární fotovoltaická energie (Solar photovoltaic)	46 Solární fotovoltaická energie (Solar photovoltaic)	46 Solární fotovoltaická energie (Solar photovoltaic)	46 Solární fotovoltaická energie (Solar photovoltaic)
<b>Ukazatel</b>	<b>Variable</b>						
<b>001 Primár</b>	Primary pro	2.22	7.86	7.74	7.32	7.64	8.15

	Solární fotovoltaická energie (PJ)	
2010	2.2	0
2011	7.9	1
2012	7.7	2
2013	7.3	3
2014	7.6	4
2015	8.1	5
2016	7.7	6
2017	7.9	7
2018	8.5	8
2019	8.4	9
2020	8.4	10
2021	8.3	11

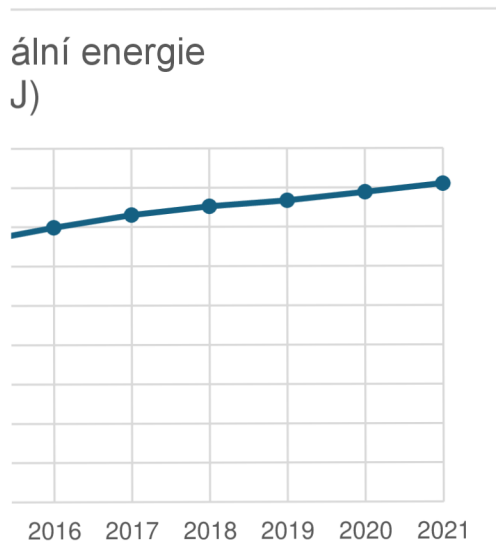


Součet z Hodnoty (Val Rok (year)		Druh paliva / energie (Type of fuel / energy)					
		2010	2011	2012	2013	2014	2015
		46 Solární fotovoltaická energie (Solar photovoltaic)	46 Solární fotovoltaická energie (Solar photovoltaic)	46 Solární fotovoltaická energie (Solar photovoltaic)	46 Solární fotovoltaická energie (Solar photovoltaic)	46 Solární fotovoltaická energie (Solar photovoltaic)	46 Solární fotovoltaická energie (Solar photovoltaic)
Ukazatel	Variable	ic)	ic)	ic)	ic)	ic)	ic)
126 Hrubá \ Gross elect		615.70	2,182.02	2,148.62	2,032.66	2,122.87	2,263.85

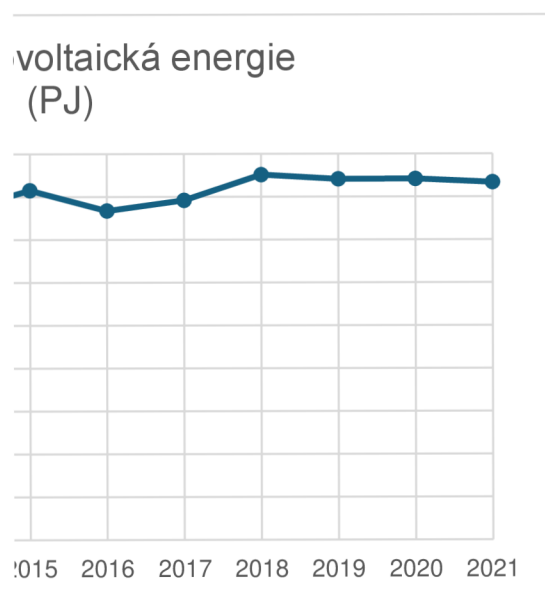
Solární fotovoltaická energie (PJ)			
2010	616	0	277.7778
2011	2,182	1	277.7778
2012	2,149	2	277.7778
2013	2,033	3	277.7778
2014	2,123	4	277.7778
2015	2,264	5	277.7778
2016	2,131	6	277.7778
2017	2,199	7	277.7778
2018	2,365	8	277.7778
2019	2,337	9	277.7778
2020	2,338	10	277.7778
2021	2,316	11	277.7778



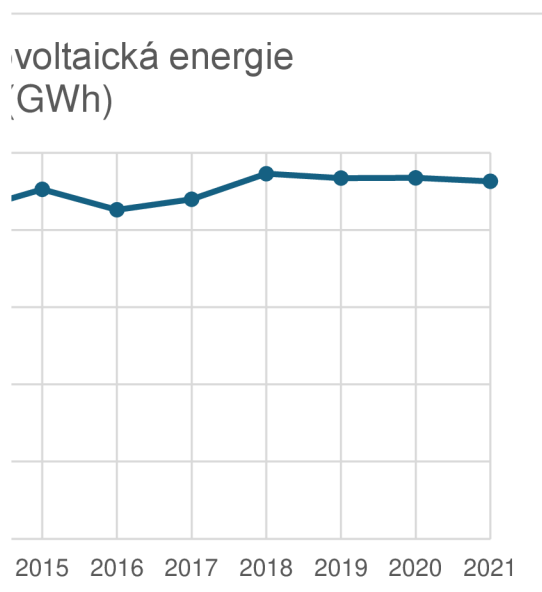
2016	2017	2018	2019	2020	2021
47 Solární	47 Solární	47 Solární	47 Solární	47 Solární	47 Solární
0.698777	0.730638	0.752535	0.767315	0.788584	0.809978



2016	2017	2018	2019	2020	2021
46 Solární	46 Solární	46 Solární	46 Solární	46 Solární	46 Solární
fotovoltaic	fotovoltaic	fotovoltaic	fotovoltaic	fotovoltaic	fotovoltaic
ká energie	ká energie	ká energie	ká energie	ká energie	ká energie
(Solar	(Solar	(Solar	(Solar	(Solar	(Solar
photovolta	photovolta	photovolta	photovolta	photovolta	photovolta
ic)	ic)	ic)	ic)	ic)	ic)
7.67	7.92	8.51	8.41	8.42	8.34



2016	2017	2018	2019	2020	2021
46 Solarni fotovoltaická energie (Solar photovoltaic)	46 Solarni fotovoltaická energie (Solar photovoltaic)	46 Solarni fotovoltaická energie (Solar photovoltaic)	46 Solarni fotovoltaická energie (Solar photovoltaic)	46 Solarni fotovoltaická energie (Solar photovoltaic)	46 Solarni fotovoltaická energie (Solar photovoltaic)
2,131.45	2,199.27	2,364.77	2,336.68	2,337.85	2,315.96

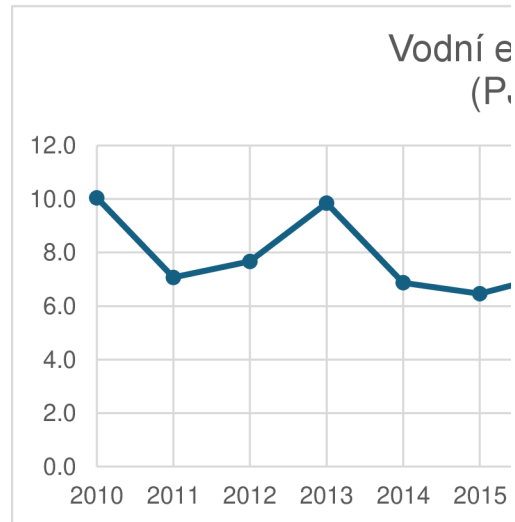




ar thermal)

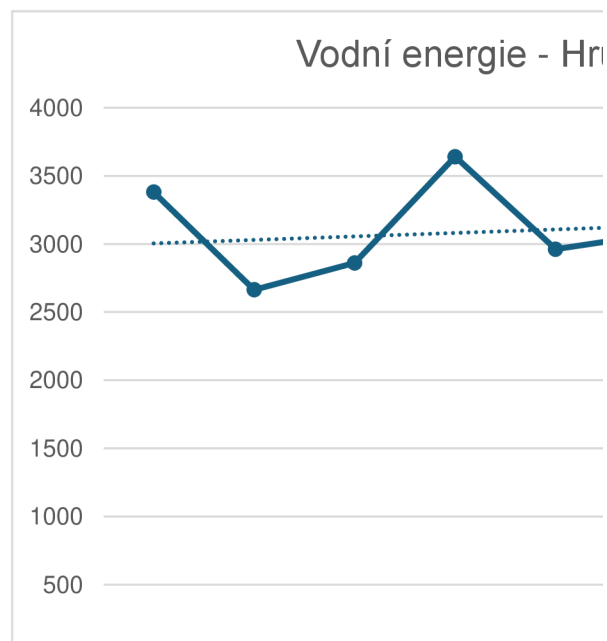
Součet z Hodnoty (Va Rok (year) Druh paliva / energie (Type of fuel / energy)  
 2010 2011 2012 2013 2014 2015  
 Ukazatel Variable 43 Vodní e 43 Vodní e 43 Vodní e 43 Vodní e 43 Vodní e 43 Vodní e  
 001 Primár Primary pr 10.04212 7.066858 7.6649 9.844214 6.871502 6.461153

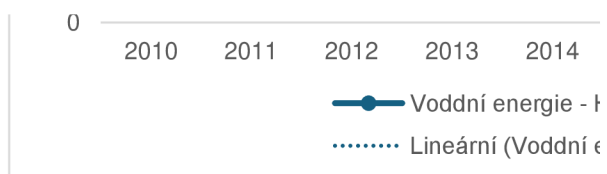
	Vodní energie (PJ)	Pk	
2010	10.0	3,380.6	0
2011	7.1	2,664.0	1
2012	7.7	2,860.1	2
2013	9.8	3,639.5	3
2014	6.9	2,960.8	4
2015	6.5	3,070.8	5
2016	7.2	3,202.0	6
2017	6.7	3,039.9	7
2018	5.9	2,679.4	8
2019	7.2	3,174.7	9
2020	7.7	3,437.0	10
2021	8.7	3,619.9	11




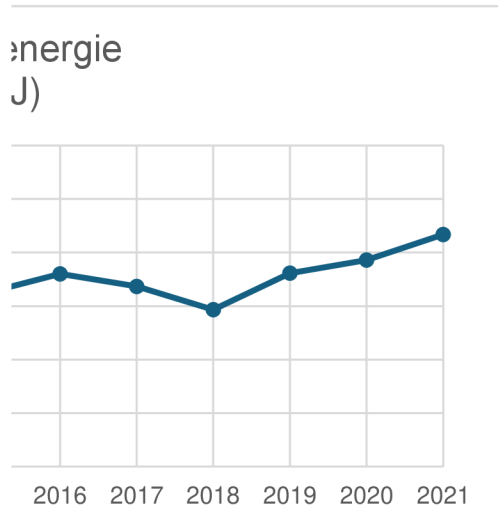
Součet z Hodnoty (Values)	Rok (year)	Druh paliva / energie (Type of fuel / energy)				
	2,010.00	2,011.00	2,012.00	2,013.00	2,014.00	2,015.00
Ukazatel Variable 43 Vodní e	3380.574	2664.014	2860.143	3639.504	2960.754	3070.774
126 Hrubá Gross elec	336.6393	376.973	373.1481	369.71	430.8743	475.2671

	Vodní energie - Hrubá výroba elektřiny (GWh)
2010	3380.574
2011	2664.014
2012	2860.143
2013	3639.504
2014	2960.754
2015	3070.774
2016	3202.041
2017	3039.919
2018	2679.412
2019	3174.688
2020	3436.967
2021	3619.919

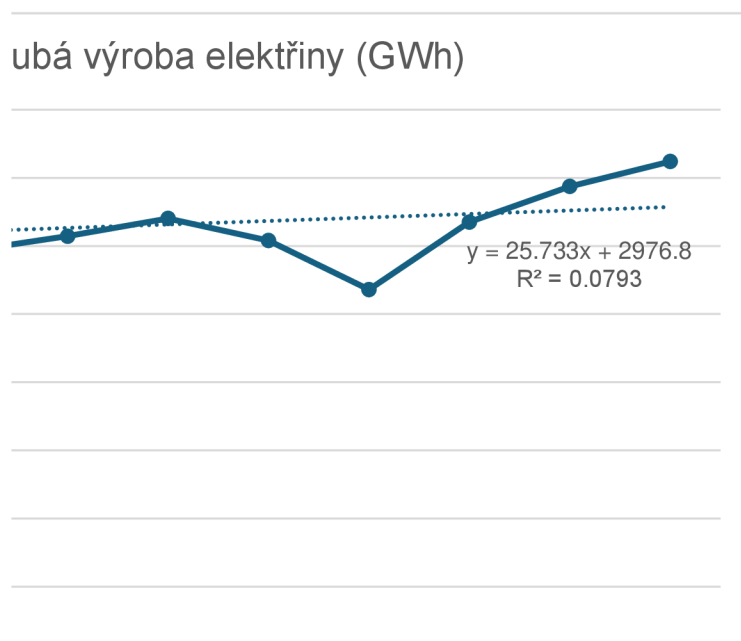




2016	2017	2018	2019	2020	2021
43 Vodní energie (Hydro)	43 Vodní energie (Hydro)	43 Vodní energie (Hydro)	43 Vodní energie (Hydro)	43 Vodní energie (Hydro)	43 Vodní energie (Hydro)
7.200124	6.730072	5.863781	7.228887	7.717989	8.670653



2,016.00	2,017.00	2,018.00	2,019.00	2,020.00	2,021.00
43 Vodní energie (Hydro)	43 Vodní energie (Hydro)	43 Vodní energie (Hydro)	43 Vodní energie (Hydro)	43 Vodní energie (Hydro)	43 Vodní energie (Hydro)
3202.041	3039.919	2679.412	3174.688	3436.967	3619.919
444.7203	451.6919	456.9428	439.1669	445.319	417.4909



---

2015	2016	2017	2018	2019	2020	2021
------	------	------	------	------	------	------

Hrubá výroba elektřiny (GWh)

energie - Hrubá výroba elektřiny (GWh)

---

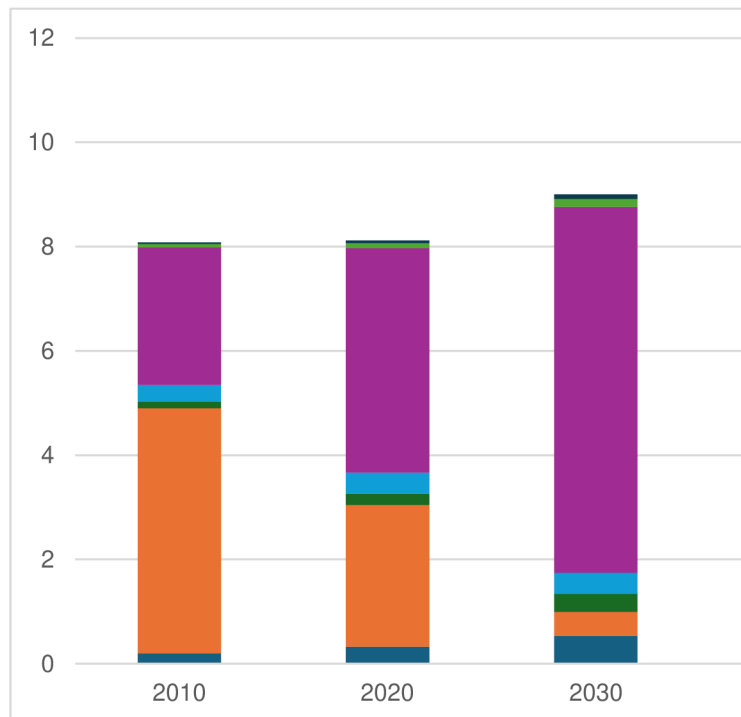
nl	t	yv	ya	m	nd	c	l	h	hd	value
Czechia bio_ppl		2010	2010	standard	Czechia	electricity	secondary	year	year	0.200913242
Czechia bio_ppl		2010	2020	standard	Czechia	electricity	secondary	year	year	0.200913242
Czechia bio_ppl		2010	2030	standard	Czechia	electricity	secondary	year	year	0.200913242
Czechia bio_ppl		2020	2020	standard	Czechia	electricity	secondary	year	year	0.126353258
Czechia bio_ppl		2020	2030	standard	Czechia	electricity	secondary	year	year	0.126353258
Czechia bio_ppl		2020	2040	standard	Czechia	electricity	secondary	year	year	0.126353258
Czechia bio_ppl		2030	2030	standard	Czechia	electricity	secondary	year	year	0.205816144
Czechia bio_ppl		2030	2040	standard	Czechia	electricity	secondary	year	year	0.205816144
Czechia bio_ppl		2040	2040	standard	Czechia	electricity	secondary	year	year	0.536166052
Czechia coal_ppl		2010	2010	standard	Czechia	electricity	secondary	year	year	4.697945205
Czechia coal_ppl		2010	2020	standard	Czechia	electricity	secondary	year	year	2.722230908
Czechia coal_ppl		2010	2030	standard	Czechia	electricity	secondary	year	year	0.46463531
Czechia coal_ppl		2020	2020	standard	Czechia	electricity	secondary	year	year	0
Czechia coal_ppl		2020	2030	standard	Czechia	electricity	secondary	year	year	0
Czechia coal_ppl		2020	2040	standard	Czechia	electricity	secondary	year	year	0
Czechia coal_ppl		2030	2030	standard	Czechia	electricity	secondary	year	year	0
Czechia coal_ppl		2030	2040	standard	Czechia	electricity	secondary	year	year	0
Czechia coal_ppl		2040	2040	standard	Czechia	electricity	secondary	year	year	0
Czechia gas_ppl		2010	2010	standard	Czechia	electricity	secondary	year	year	0.128652968
Czechia gas_ppl		2010	2020	standard	Czechia	electricity	secondary	year	year	0.128652968
Czechia gas_ppl		2010	2030	standard	Czechia	electricity	secondary	year	year	0.064326484
Czechia gas_ppl		2020	2020	standard	Czechia	electricity	secondary	year	year	0.08090916
Czechia gas_ppl		2020	2030	standard	Czechia	electricity	secondary	year	year	0.08090916
Czechia gas_ppl		2020	2040	standard	Czechia	electricity	secondary	year	year	0
Czechia gas_ppl		2030	2030	standard	Czechia	electricity	secondary	year	year	0.196118981
Czechia gas_ppl		2030	2040	standard	Czechia	electricity	secondary	year	year	0
Czechia gas_ppl		2040	2040	standard	Czechia	electricity	secondary	year	year	0
Czechia hydro_ppl		2010	2010	standard	Czechia	electricity	secondary	year	year	0.319292237
Czechia hydro_ppl		2010	2020	standard	Czechia	electricity	secondary	year	year	0.319292237
Czechia hydro_ppl		2010	2030	standard	Czechia	electricity	secondary	year	year	0.319292237
Czechia hydro_ppl		2010	2040	standard	Czechia	electricity	secondary	year	year	0.319292237
Czechia hydro_ppl		2020	2020	standard	Czechia	electricity	secondary	year	year	0.085844749
Czechia hydro_ppl		2020	2030	standard	Czechia	electricity	secondary	year	year	0.085844749
Czechia hydro_ppl		2020	2040	standard	Czechia	electricity	secondary	year	year	0.085844749
Czechia hydro_ppl		2030	2030	standard	Czechia	electricity	secondary	year	year	0
Czechia hydro_ppl		2030	2040	standard	Czechia	electricity	secondary	year	year	0
Czechia hydro_ppl		2040	2040	standard	Czechia	electricity	secondary	year	year	0
Czechia nuc_lc		2010	2010	standard	Czechia	electricity	secondary	year	year	2.644520548
Czechia nuc_lc		2010	2020	standard	Czechia	electricity	secondary	year	year	2.644520548
Czechia nuc_lc		2010	2030	standard	Czechia	electricity	secondary	year	year	2.644520548
Czechia nuc_lc		2010	2040	standard	Czechia	electricity	secondary	year	year	2.644520548
Czechia nuc_lc		2020	2020	standard	Czechia	electricity	secondary	year	year	1.663124763
Czechia nuc_lc		2020	2030	standard	Czechia	electricity	secondary	year	year	1.663124763
Czechia nuc_lc		2020	2040	standard	Czechia	electricity	secondary	year	year	1.663124763
Czechia nuc_lc		2030	2030	standard	Czechia	electricity	secondary	year	year	2.70905499
Czechia nuc_lc		2030	2040	standard	Czechia	electricity	secondary	year	year	2.70905499
Czechia nuc_lc		2040	2040	standard	Czechia	electricity	secondary	year	year	1.435074739
Czechia solar_pv_ppl		2010	2010	standard	Czechia	electricity	final	year	year	0.058219178
Czechia solar_pv_ppl		2010	2020	standard	Czechia	electricity	final	year	year	0.058219178
Czechia solar_pv_ppl		2010	2030	standard	Czechia	electricity	final	year	year	0.029109589
Czechia solar_pv_ppl		2020	2020	standard	Czechia	electricity	final	year	year	0.036613728

Czechia solar_pv_ppl	2020	2030	standard	Czechia electricity	final	year	year	0.036613728
Czechia solar_pv_ppl	2020	2040	standard	Czechia electricity	final	year	year	0.018306864
Czechia solar_pv_ppl	2030	2030	standard	Czechia electricity	final	year	year	0.088749494
Czechia solar_pv_ppl	2030	2040	standard	Czechia electricity	final	year	year	0.088749494
Czechia solar_pv_ppl	2040	2040	standard	Czechia electricity	final	year	year	0.144563574
Czechia wind_ppl	2010	2010	standard	Czechia electricity	secondary	year	year	0.031621005
Czechia wind_ppl	2010	2020	standard	Czechia electricity	secondary	year	year	0.031621005
Czechia wind_ppl	2020	2020	standard	Czechia electricity	secondary	year	year	0.01988628
Czechia wind_ppl	2020	2030	standard	Czechia electricity	secondary	year	year	0.01988628
Czechia wind_ppl	2030	2030	standard	Czechia electricity	secondary	year	year	0.064013659
Czechia wind_ppl	2030	2040	standard	Czechia electricity	secondary	year	year	0
Czechia wind_ppl	2040	2040	standard	Czechia electricity	secondary	year	year	0

yv (All)

Sum of value	Column Labels			
Row Labels	bio_ppl	coal_ppl	gas_ppl	hydro_ppl
2010	0.200913242	4.697945205	0.128652968	0.319292237
2020	0.3272665	2.722230908	0.209562128	0.405136986
2030	0.533082644	0.46463531	0.341354625	0.405136986
2040	0.868335454	0	0	0.405136986
<b>Grand Total</b>	<b>1.929597841</b>	<b>7.884811423</b>	<b>0.679569721</b>	<b>1.534703196</b>

2%	58%	2%	4%
4%	34%	3%	5%
6%	5%	4%	5%
9%	0%	0%	4%

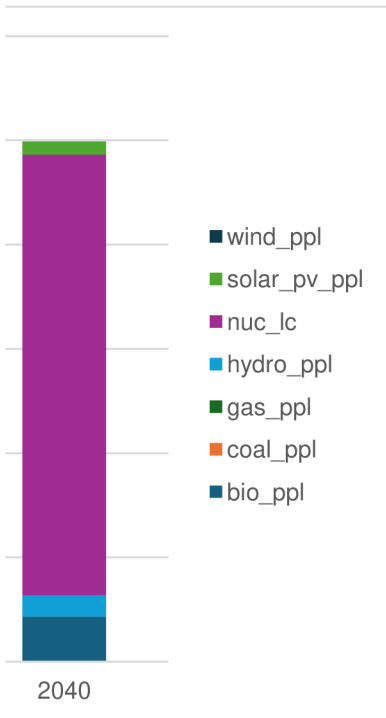






nuc_lc	solar_pv_ppl	wind_ppl	Grand Total
2.644520548	0.058219178	0.031621005	8.081164384
4.307645311	0.094832906	0.051507284	8.118182024
7.016700301	0.154472812	0.083899939	8.999282616
8.451775041	0.251619933	0	9.976867414
<b>22.4206412</b>	<b>0.559144829</b>	<b>0.167028228</b>	<b>35.17549644</b>

33%	0.7%	0.4%	100%	#DIV/0!
53%	1.2%	0.6%	100%	#DIV/0!
78%	1.7%	0.9%	100%	#DIV/0!
85%	2.5%	0.0%	100%	#DIV/0!



10 1.141552511

Vstupní data

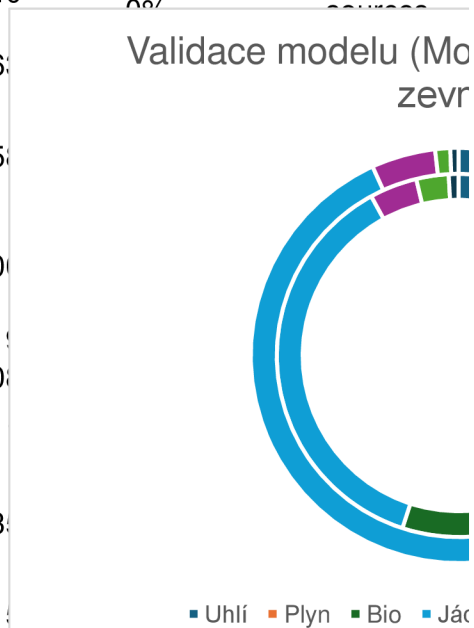
'coal_ppl'	49739	41154
'gas_ppl'	1362	1127
'oil_ppl'	199	165
'hydro_ppl'	3380	2797
'bio_ppl'	2127	1760
'wind_ppl'	335	277
'solar_pv_ppl'	616	510
'nuc_lc'	27998	23166
	85756	

2010

2020

Coal	49739	99994	58%	Coal
Oil	199	2410	0%	Oil
Natural gas	1362	38657	2%	Natural gas
Biofuels	2127	2714	2%	Biofuels
Waste	62	2023	0%	Waste
Nuclear	27998	1062	33%	Nuclear
Hydro	3380		4%	Hydro
Solar PV	616		0.7%	Solar PV
Wind	335		0.4%	Wind
Other sources	85	1740	0%	Other sources

Municipal Waste	59	176
Waste (renewable)	35	105
Total production	85903	14860
Imports	6642	1
Exports	-21590	-10
Domestic supply	70955	14851
Statistical differences	-1920	-433
Transformation	15	31



Electricity plants  
Heat plants  
Energy industry  
own use  
Losses

Final  
consumption

Electricity	Heat	
GWh	TJ	
32686	62259	40%
89	933	0%
6848	34137	8%
5095	9674	6%
213	3298	0%
30043	786	37%
3436		4%
2337		2.87%
699		0.9%
118	1870	0%

0.996171

	Fakt	Model
Uhlí	3.266836	2.722231
Plyn	0.68443	0.209562
Bio	0.509225	0.327267
Jádro	3.002678	4.307645
Hydro	0.343415	0.405137
FV	0.233574	0.094833
Vítr	0.069862	0.051507

Model - zvenku, Fakt -  
(nitř)



dro ■ Hydro ■ FV ■ Vítr

407

21

9 □ 592    20 □ 848

4 □ 117    6 □ 400

57□ 100 82□ 899

0.544605  
 0.474868  
 0.181958  
 -1.30497  
 -0.06172  
 0.138741  
 0.018355

t-Test: Paired Two Sample for Means		
	Variable 1	Variable 2
Mean	1.158574	1.15974
Variance	1.866226	2.813028
Observations	7	7
Pearson Correlation	0.938141	
Hypothesized Mean Difference	0	
df	6	
t Stat	-0.005	
P(T<=t) one-tail	0.498085	
t Critical one-tail	1.94318	
P(T<=t) two-tail	0.996171	
t Critical two-tail	2.446912	