

| | | v % | počet mandátů |
|--------------------------------|-----------|--------|---------------|
| SPOLU – ODS, KDU-ČSL, TOP 09 | 1,493,905 | 34.70% | 69.39 |
| ANO 2011 | 1,458,140 | 33.87% | 67.73 |
| PIRÁTI a STAROSTOVÉ | 839,776 | 19.50% | 39.01 |
| Svoboda a př. demokracie (SPD) | 513,910 | 11.94% | 23.87 |

Součet hlasů všech stran 4305731 200

Karlovarský kraj 5 mandátů

| | | | |
|--------------------------------|--------|-----------|---|
| SPOLU – ODS, KDU-ČSL, TOP 09 | 26,355 | 1.7635335 | 1 |
| ANO 2011 | 43,081 | 2.8827466 | 2 |
| PIRÁTI a STAROSTOVÉ | 18,546 | 1.2409976 | 1 |
| Svoboda a př. demokracie (SPD) | 16,629 | 1.1127224 | 1 |

Platné hlasy 104,611
Imperialiho kvóta 14944.42857

Ústecký kraj 14 mandátů

| | | | |
|--------------------------------|---------|-----------|---|
| SPOLU – ODS, KDU-ČSL, TOP 09 | 74,565 | 3.8929968 | 3 |
| ANO 2011 | 134,322 | 7.0128762 | 7 |
| PIRÁTI a STAROSTOVÉ | 52,797 | 2.7565017 | 2 |
| Svoboda a př. demokracie (SPD) | 44,774 | 2.3376254 | 2 |

Platné hlasy 306,458
Imperialiho kvóta 19153.625

Liberecký kraj 8 mandátů

| | | | |
|--------------------------------|--------|-----------|---|
| SPOLU – ODS, KDU-ČSL, TOP 09 | 50,464 | 2.7771266 | 2 |
| ANO 2011 | 59,515 | 3.2752197 | 3 |
| PIRÁTI a STAROSTOVÉ | 47,350 | 2.6057574 | 2 |
| Svoboda a př. demokracie (SPD) | 24,384 | 1.3418963 | 1 |

Platné hlasy 181,713
Imperialiho kvóta 18171.3

Královehradecký kraj 11 mandátů

| | | | |
|------------------------------|--------|-----------|---|
| SPOLU – ODS, KDU-ČSL, TOP 09 | 84,166 | 4.6591438 | 4 |
| ANO 2011 | 79,463 | 4.3988017 | 4 |

| | | | |
|--------------------------------|-------------------|-----------|----|
| PIRÁTI a STAROSTOVÉ | 44,551 | 2.466192 | 2 |
| Svoboda a př. demokracie (SPD) | 26,661 | 1.4758624 | 1 |
| Platné hlasy | 234,841 | | |
| Imperialiho kvóta | 18064.69231 | | |
| Pardubický kraj | 10 mandátů | | |
| SPOLU – ODS, KDU-ČSL, TOP 09 | 78,163 | 4.3419869 | 4 |
| ANO 2011 | 73,556 | 4.0860661 | 3 |
| PIRÁTI a STAROSTOVÉ | 38,628 | 2.1458013 | 2 |
| Svoboda a př. demokracie (SPD) | 25,673 | 1.4261457 | 1 |
| Platné hlasy | 216,020 | | |
| Imperialiho kvóta | 18001.66667 | | |
| Olomoucký kraj | 12 mandátů | | |
| SPOLU – ODS, KDU-ČSL, TOP 09 | 79,715 | 4.3541075 | 4 |
| ANO 2011 | 96,714 | 5.2826087 | 5 |
| PIRÁTI a STAROSTOVÉ | 40,124 | 2.1916102 | 2 |
| Svoboda a př. demokracie (SPD) | 39,759 | 2.1716736 | 1 |
| Platné hlasy | 256,312 | | |
| Imperialiho kvóta | 18308 | | |
| Moravskoslezský kraj | 22 mandátů | | |
| SPOLU – ODS, KDU-ČSL, TOP 09 | 119,457 | 6.3255523 | 6 |
| ANO 2011 | 195,176 | 10.335066 | 10 |
| PIRÁTI a STAROSTOVÉ | 64,412 | 3.4107794 | 3 |
| Svoboda a př. demokracie (SPD) | 74,191 | 3.9286023 | 3 |
| Platné hlasy | 453,236 | | |
| Imperialiho kvóta | 18884.83333 | | |
| Zlínský kraj | 12 mandátů | | |
| SPOLU – ODS, KDU-ČSL, TOP 09 | 87,019 | 4.8861197 | 4 |
| ANO 2011 | 84,534 | 4.7465869 | 4 |
| PIRÁTI a STAROSTOVÉ | 42,117 | 2.3648709 | 2 |
| Svoboda a př. demokracie (SPD) | 35,662 | 2.0024225 | 2 |

| | |
|-------------------|-------------|
| Platné hlasy | 249,332 |
| Imperialiho kvóta | 17809.42857 |

Jihomoravský kraj 23 mandátů

| | | | |
|--------------------------------|---------|-----------|---|
| SPOLU – ODS, KDU-ČSL, TOP 09 | 187,497 | 9.5101413 | 9 |
| ANO 2011 | 158,362 | 8.0323685 | 8 |
| PIRÁTI a STAROSTOVÉ | 88,601 | 4.4939814 | 4 |
| Svoboda a př. demokracie (SPD) | 58,427 | 2.9635089 | 2 |

| | |
|-------------------|----------|
| Platné hlasy | 492,887 |
| Imperialiho kvóta | 19715.48 |

kraj Vysočina 10 mandátů

| | | | |
|--------------------------------|--------|-----------|---|
| SPOLU – ODS, KDU-ČSL, TOP 09 | 77,631 | 4.3546867 | 4 |
| ANO 2011 | 74,113 | 4.1573456 | 4 |
| PIRÁTI a STAROSTOVÉ | 37,451 | 2.1008022 | 1 |
| Svoboda a př. demokracie (SPD) | 24,729 | 1.3871655 | 1 |

| | |
|-------------------|---------|
| Platné hlasy | 213,924 |
| Imperialiho kvóta | 17827 |

Jihočeský kraj 13 mandátů

| | | | |
|--------------------------------|--------|-----------|---|
| SPOLU – ODS, KDU-ČSL, TOP 09 | 97,698 | 5.5774947 | 5 |
| ANO 2011 | 89,509 | 5.1099917 | 5 |
| PIRÁTI a STAROSTOVÉ | 45,357 | 2.5893921 | 2 |
| Svoboda a př. demokracie (SPD) | 30,183 | 1.7231215 | 1 |

| | |
|-------------------|-------------|
| Platné hlasy | 262,747 |
| Imperialiho kvóta | 17516.46667 |

Plzeňský kraj 11 mandátů

| | | | |
|--------------------------------|--------|-----------|---|
| SPOLU – ODS, KDU-ČSL, TOP 09 | 76,994 | 4.3483372 | 4 |
| ANO 2011 | 84,107 | 4.7500532 | 4 |
| PIRÁTI a STAROSTOVÉ | 40,210 | 2.2709125 | 2 |
| Svoboda a př. demokracie (SPD) | 28,874 | 1.630697 | 1 |

| | |
|-------------------|-------------|
| Platné hlasy | 230,185 |
| Imperialiho kvóta | 17706.53846 |

| | | | |
|--------------------------------|-------------------|-----------|---|
| Středočeský kraj | 26 mandátů | | |
| SPOLU – ODS, KDU-ČSL, TOP 09 | 203,091 | 9.9445078 | 9 |
| ANO 2011 | 176,100 | 8.6228726 | 8 |
| PIRÁTI a STAROSTOVÉ | 137,532 | 6.7343607 | 6 |
| Svoboda a př. demokracie (SPD) | 55,105 | 2.6982589 | 2 |
| Platné hlasy | 571,828 | | |
| Imperialiho kvóta | 20422.42857 | | |

| | | | |
|--------------------------------|-------------------|-----------|----|
| kraj Hlavní město Praha | 23 mandátů | | |
| SPOLU – ODS, KDU-ČSL, TOP 09 | 251,090 | 11.807399 | 11 |
| ANO 2011 | 109,588 | 5.1533283 | 5 |
| PIRÁTI a STAROSTOVÉ | 142,100 | 6.682191 | 6 |
| Svoboda a př. demokracie (SPD) | 28,859 | 1.357082 | 1 |
| Platné hlasy | 531,637 | | |
| Imperialiho kvóta | 21265.48 | | |

| | | | |
|--------------------------------|-----------------|-----------|---|
| 2. skrutinium | 1 mandát | | |
| SPOLU – ODS, KDU-ČSL, TOP 09 | 158,235 | 0.5904234 | 1 |
| ANO 2011 | 104,625 | 0.3903876 | 0 |
| PIRÁTI a STAROSTOVÉ | 131,897 | 0.4921492 | 0 |
| Svoboda a př. demokracie (SPD) | 141,248 | 0.5270397 | 0 |
| Platné hlasy | 536,005 | | |
| Hagenbach- Bischoffova kvóta | 268002.5824 | | |

Získané mandáty

| | |
|--------------------------------|------------|
| SPOLU – ODS, KDU-ČSL, TOP 09 | 71 |
| ANO 2011 | 72 |
| PIRÁTI a STAROSTOVÉ | 37 |
| Svoboda a př. demokracie (SPD) | 20 |
| Celkem | 200 |

| | | | |
|------------------------------|-------------------|-----------|---|
| Karlovarský kraj | 5 mandátů | | |
| SPOLU – ODS, KDU-ČSL, TOP 09 | 26,355 | 1.7635335 | 1 |
| ANO 2011+ SPD | 59,710 | 3.9954689 | 3 |
| PIRÁTI a STAROSTOVÉ | 18,546 | 1.2409976 | 1 |
| Platné hlasy | 104,611 | | |
| Imperialiho kvóta | 14,944.43 | | |
| | | | |
| Ústecký kraj | 14 mandátů | | |
| SPOLU – ODS, KDU-ČSL, TOP 09 | 74,565 | 3.8929968 | 3 |
| ANO 2011+ SPD | 179,096 | 9.3505015 | 9 |
| PIRÁTI a STAROSTOVÉ | 52,797 | 2.7565017 | 2 |
| Platné hlasy | 306,458 | | |
| Imperialiho kvóta | 19,153.63 | | |
| | | | |
| Liberecký kraj | 8 mandátů | | |
| SPOLU – ODS, KDU-ČSL, TOP 09 | 50,464 | 2.7771266 | 2 |
| ANO 2011+ SPD | 83,899 | 4.617116 | 4 |
| PIRÁTI a STAROSTOVÉ | 47,350 | 2.6057574 | 2 |
| Platné hlasy | 181,713 | | |
| Imperialiho kvóta | 18,171.30 | | |
| | | | |
| Královohradecký kraj | 11 mandátů | | |
| SPOLU – ODS, KDU-ČSL, TOP 09 | 84,166 | 4.6591438 | 4 |
| ANO 2011+ SPD | 106,124 | 5.8746641 | 5 |
| PIRÁTI a STAROSTOVÉ | 44,551 | 2.466192 | 2 |
| Platné hlasy | 234,841 | | |
| Imperialiho kvóta | 18,064.69 | | |

| | | | |
|------------------------------|-------------------|-----------|----|
| Pardubický kraj | 10 mandátů | | |
| SPOLU – ODS, KDU-ČSL, TOP 09 | 78,163 | 4.3419869 | 4 |
| ANO 2011+ SPD | 99,229 | 5.5122118 | 5 |
| PIRÁTI a STAROSTOVÉ | 38,628 | 2.1458013 | 1 |
| Platné hlasy | 216,020 | | |
| Imperialiho kvóta | 18,001.67 | | |
| Olomoucký kraj | 12 mandátů | | |
| SPOLU – ODS, KDU-ČSL, TOP 09 | 79,715 | 4.3541075 | 4 |
| ANO 2011+ SPD | 136,473 | 7.4542823 | 7 |
| PIRÁTI a STAROSTOVÉ | 40,124 | 2.1916102 | 1 |
| Platné hlasy | 256,312 | | |
| Imperialiho kvóta | 18,308.00 | | |
| Moravskoslezský kraj | 22 mandátů | | |
| SPOLU – ODS, KDU-ČSL, TOP 09 | 119,457 | 6.3255523 | 6 |
| ANO 2011+ SPD | 269,367 | 14.263668 | 13 |
| PIRÁTI a STAROSTOVÉ | 64,412 | 3.4107794 | 3 |
| Platné hlasy | 453,236 | | |
| Imperialiho kvóta | 18,884.83 | | |
| Zlínský kraj | 12 mandátů | | |
| SPOLU – ODS, KDU-ČSL, TOP 09 | 87,019 | 4.8861197 | 4 |
| ANO 2011+ SPD | 120,196 | 6.7490094 | 6 |
| PIRÁTI a STAROSTOVÉ | 42,117 | 2.3648709 | 2 |
| Platné hlasy | 249,332 | | |
| Imperialiho kvóta | 17,809.43 | | |
| Jihomoravský kraj | 23 mandátů | | |
| SPOLU – ODS, KDU-ČSL, TOP 09 | 187,497 | 9.5101413 | 9 |
| ANO 2011+ SPD | 216,789 | 10.995877 | 10 |
| PIRÁTI a STAROSTOVÉ | 88,601 | 4.4939814 | 4 |
| Platné hlasy | 492,887 | | |

| | | | |
|--------------------------------|-------------------|-----------|----|
| Imperialiho kvóta | 19,715.48 | | |
| kraj Vysočina | 10 mandátů | | |
| SPOLU – ODS, KDU-ČSL, TOP 09 | 77,631 | 4.3546867 | 4 |
| ANO 2011+ SPD | 98,842 | 5.5445111 | 5 |
| PIRÁTI a STAROSTOVÉ | 37,451 | 2.1008022 | 1 |
| Platné hlasy | 213,924 | | |
| Imperialiho kvóta | 17,827.00 | | |
| Jihočeský kraj | 13 mandátů | | |
| SPOLU – ODS, KDU-ČSL, TOP 09 | 97,698 | 5.5774947 | 5 |
| ANO 2011+ SPD | 119,692 | 6.8331132 | 6 |
| PIRÁTI a STAROSTOVÉ | 45,357 | 2.5893921 | 2 |
| Platné hlasy | 262,747 | | |
| Imperialiho kvóta | 17,516.47 | | |
| Plzeňský kraj | 11 mandátů | | |
| SPOLU – ODS, KDU-ČSL, TOP 09 | 76,994 | 4.3483372 | 4 |
| ANO 2011+ SPD | 112,981 | 6.3807503 | 6 |
| PIRÁTI a STAROSTOVÉ | 40,210 | 2.2709125 | 1 |
| Platné hlasy | 230,185 | | |
| Imperialiho kvóta | 17,706.54 | | |
| Středočeský kraj | 26 mandátů | | |
| SPOLU – ODS, KDU-ČSL, TOP 09 | 203,091 | 9.9445078 | 9 |
| ANO 2011+ SPD | 231,205 | 11.321132 | 11 |
| PIRÁTI a STAROSTOVÉ | 137,532 | 6.7343607 | 6 |
| Platné hlasy | 571,828 | | |
| Imperialiho kvóta | 20,422.43 | | |
| kraj Hlavní město Praha | 23 mandátů | | |
| SPOLU – ODS, KDU-ČSL, TOP 09 | 251,090 | 11.807399 | 11 |

| | | | |
|---------------------|-----------|-----------|---|
| ANO 2011+ SPD | 138,447 | 6.5104103 | 6 |
| PIRÁTI a STAROSTOVÉ | 142,100 | 6.682191 | 6 |
| Platné hlasy | 531,637 | | |
| Imperialiho kvóta | 21,265.48 | | |

Získané mandáty

| | |
|------------------------------|------------|
| SPOLU – ODS, KDU-ČSL, TOP 09 | 70 |
| ANO 2011+ SPD | 96 |
| PIRÁTI a STAROSTOVÉ | 34 |
| Celkem | 200 |

Karlovarský kraj 5 mandátů

| | | | |
|-------------------|-----------|-----------|---|
| SPOLU+ PIRSTAN | 44,901 | 3.0045311 | 2 |
| ANO 2011 | 43,081 | 2.8827466 | 2 |
| SPD | 16,629 | 1.1127224 | 1 |
| Platné hlasy | 104,611 | | |
| Imperialiho kvóta | 14,944.43 | | |

| | | | |
|-----------------------------|-------------------|-----------|---|
| Ústecký kraj | 14 mandátů | | |
| SPOLU+ PIRSTAN | 127,362 | 6.6494985 | 6 |
| ANO 2011 | 134,322 | 7.0128762 | 6 |
| SPD | 44,774 | 2.3376254 | 2 |
| Platné hlasy | 306,458 | | |
| Imperialiho kvóta | 19,153.63 | | |
| | | | |
| Liberecký kraj | 8 mandátů | | |
| SPOLU+ PIRSTAN | 97,814 | 5.382884 | 5 |
| ANO 2011 | 59,515 | 3.2752197 | 2 |
| SPD | 24,384 | 1.3418963 | 1 |
| Platné hlasy | 181,713 | | |
| Imperialiho kvóta | 18,171.30 | | |
| | | | |
| Královehradecký kraj | 11 mandátů | | |
| SPOLU+ PIRSTAN | 128,717 | 7.1253359 | 6 |
| ANO 2011 | 79,463 | 4.3988017 | 4 |
| SPD | 26,661 | 1.4758624 | 1 |
| Platné hlasy | 234,841 | | |
| Imperialiho kvóta | 18,064.69 | | |
| | | | |
| Pardubický kraj | 10 mandátů | | |
| SPOLU+ PIRSTAN | 116,791 | 6.4877882 | 6 |
| ANO 2011 | 73,556 | 4.0860661 | 3 |
| SPD | 25,673 | 1.4261457 | 1 |
| Platné hlasy | 216,020 | | |
| Imperialiho kvóta | 18,001.67 | | |
| | | | |
| Olomoucký kraj | 12 mandátů | | |
| SPOLU+ PIRSTAN | 119,839 | 7.0106764 | 6 |
| ANO 2011 | 79,715 | 4.6633906 | 4 |

| | | | |
|-----------------------------|-------------------|-----------|----|
| SPD | 39,759 | 2.325933 | 2 |
| Platné hlasy | 239,313 | | |
| Imperialiho kvóta | 17,093.79 | | |
| Moravskoslezský kraj | 22 mandátů | | |
| SPOLU+ PIRSTAN | 183,869 | 9.7363316 | 9 |
| ANO 2011 | 195,176 | 10.335066 | 10 |
| SPD | 74,191 | 3.9286023 | 3 |
| Platné hlasy | 453,236 | | |
| Imperialiho kvóta | 18,884.83 | | |
| Zlínský kraj | 12 mandátů | | |
| SPOLU+ PIRSTAN | 129,136 | 7.2509906 | 7 |
| ANO 2011 | 84,534 | 4.7465869 | 4 |
| SPD | 35,662 | 2.0024225 | 1 |
| Platné hlasy | 249,332 | | |
| Imperialiho kvóta | 17,809.43 | | |
| Jihomoravský kraj | 23 mandátů | | |
| SPOLU+ PIRSTAN | 276,098 | 14.004123 | 13 |
| ANO 2011 | 158,362 | 8.0323685 | 8 |
| SPD | 58,427 | 2.9635089 | 2 |
| Platné hlasy | 492,887 | | |
| Imperialiho kvóta | 19,715.48 | | |
| kraj Vysočina | 10 mandátů | | |
| SPOLU+ PIRSTAN | 115,082 | 6.4554889 | 6 |
| ANO 2011 | 74,113 | 4.1573456 | 3 |
| SPD | 24,729 | 1.3871655 | 1 |
| Platné hlasy | 213,924 | | |
| Imperialiho kvóta | 17,827.00 | | |

| | | | |
|-------------------|------------|-----------|---|
| Jihočeský kraj | 13 mandátů | | |
| SPOLU+ PIRSTAN | 143,055 | 8.1668868 | 8 |
| ANO 2011 | 89,509 | 5.1099917 | 4 |
| SPD | 30,183 | 1.7231215 | 1 |
| Platné hlasy | 262,747 | | |
| Imperialiho kvóta | 17,516.47 | | |

| | | | |
|-------------------|------------|-----------|---|
| Plzeňský kraj | 11 mandátů | | |
| SPOLU+ PIRSTAN | 117,204 | 6.6192497 | 6 |
| ANO 2011 | 84,107 | 4.7500532 | 4 |
| SPD | 28,874 | 1.630697 | 1 |
| Platné hlasy | 230,185 | | |
| Imperialiho kvóta | 17,706.54 | | |

| | | | |
|-------------------|------------|-----------|----|
| Středočeský kraj | 26 mandátů | | |
| SPOLU+ PIRSTAN | 340,623 | 16.678868 | 16 |
| ANO 2011 | 176,100 | 8.6228726 | 8 |
| SPD | 55,105 | 2.6982589 | 2 |
| Platné hlasy | 571,828 | | |
| Imperialiho kvóta | 20,422.43 | | |

| | | | |
|-------------------------|------------|-----------|----|
| kraj Hlavní město Praha | 23 mandátů | | |
| SPOLU+ PIRSTAN | 393,190 | 18.48959 | 18 |
| ANO 2011 | 109,588 | 5.1533283 | 4 |
| SPD | 28,859 | 1.357082 | 1 |
| Platné hlasy | 531,637 | | |
| Imperialiho kvóta | 21,265.48 | | |

Získané mandáty

| | |
|----------------|-----|
| SPOLU+ PIRSTAN | 114 |
| ANO 2011 | 66 |
| SPD | 20 |

Celkem

200

tű

69
68
39
24

200

| | | |
|----------|----------|--------|
| 0.763533 | 14944.43 | 11,411 |
| 0.882747 | 29888.86 | 13,192 |
| 0.240998 | 14944.43 | 3,602 |
| 0.112722 | 14944.43 | 1,685 |

| | | |
|----------|----------|--------|
| 0.892997 | 57460.88 | 17,104 |
| 0.012876 | 134075.4 | 247 |
| 0.756502 | 38307.25 | 14,490 |
| 0.337625 | 38307.25 | 6,467 |

| | | |
|----------|---------|--------|
| 0.777127 | 36342.6 | 14,121 |
| 0.27522 | 54513.9 | 5,001 |
| 0.605757 | 36342.6 | 11,007 |
| 0.341896 | 18171.3 | 6,213 |

| | | |
|----------|----------|--------|
| 0.659144 | 72258.77 | 11,907 |
| 0.398802 | 72258.77 | 7,204 |

| | | |
|----------|----------|-------|
| 0.466192 | 36129.38 | 8,422 |
| 0.475862 | 18064.69 | 8,596 |

0.341987

0.086066 ižšímu "zbytku", v kraji lze rozdělit pouze 10 mandátů

0.145801

0.426146

0.354107

0.282609

0.19161

0.171674 ižšímu "zbytku", v kraji lze rozdělit pouze 12 mandátů

| | | |
|----------|----------|--------|
| 0.325552 | 113309 | 6,148 |
| 0.33507 | 188848.3 | 6,328 |
| 0.410779 | 56654.5 | 7,758 |
| 0.928602 | 56654.5 | 17,537 |

| | | |
|----------|----------|--------|
| 0.88612 | 71237.71 | 15,781 |
| 0.746587 | 71237.71 | 13,296 |
| 0.364871 | 35618.86 | 6,498 |
| 0.002422 | 35618.86 | 43 |

| | | |
|----------|----------|--------|
| 0.510141 | 177439.3 | 10,058 |
| 0.032368 | 157723.8 | 638 |
| 0.493981 | 78861.92 | 9,739 |
| 0.963509 | 39430.96 | 18,996 |

0.354687

0.157346

0.100802 ěli nejnižšimu "zbytku", v kraji lze rozdělit pouze 10 mandátů

0.387166

| | | |
|----------|----------|--------|
| 0.577495 | 87582.33 | 10,116 |
| 0.109992 | 87582.33 | 1,927 |
| 0.589392 | 35032.93 | 10,324 |
| 0.723121 | 17516.47 | 12,667 |

| | | |
|----------|----------|--------|
| 0.348337 | 70826.15 | 6,168 |
| 0.750053 | 70826.15 | 13,281 |
| 0.270913 | 35413.08 | 4,797 |
| 0.630697 | 17706.54 | 11,167 |

Mandáty pro druhé skrutinium

| | | |
|----------|----------|--------|
| 0.944508 | 183801.9 | 19,289 |
| 0.622873 | 163379.4 | 12,721 |
| 0.734361 | 122534.6 | 14,997 |
| 0.698259 | 40844.86 | 14,260 |

| | | |
|----------|----------|--------|
| 0.8074 | 233920.3 | 17,170 |
| 0.153328 | 106327.4 | 3,261 |
| 0.682191 | 127592.9 | 14,507 |
| 0.357082 | 21265.48 | 7,594 |

ivá jediný mandát ve 2. skrutiniu.

| | |
|----------|--------|
| 14944.43 | 11,411 |
| 44833.29 | 14,877 |
| 14944.43 | 3,602 |

| | |
|----------|--------|
| 57460.88 | 17,104 |
| 172382.6 | 6,713 |
| 38307.25 | 14,490 |

| | |
|---------|--------|
| 36342.6 | 14,121 |
| 72685.2 | 11,214 |
| 36342.6 | 11,007 |

| | |
|----------|--------|
| 72258.77 | 11,907 |
| 90323.46 | 15,801 |
| 36129.38 | 8,422 |

| | |
|----------|--------|
| 72006.67 | 6,156 |
| 90008.33 | 9,221 |
| 18001.67 | 20,626 |

| | |
|--------|--------|
| 73232 | 6,483 |
| 128156 | 8,317 |
| 18308 | 21,816 |

| | |
|----------|--------|
| 113309 | 6,148 |
| 245502.8 | 23,864 |
| 56654.5 | 7,758 |

| | |
|----------|--------|
| 71237.71 | 15,781 |
| 106856.6 | 13,339 |
| 35618.86 | 6,498 |

| | |
|----------|--------|
| 177439.3 | 10,058 |
| 197154.8 | 19,634 |
| 78861.92 | 9,739 |

| | |
|-------|--------|
| 71308 | 6,323 |
| 89135 | 9,707 |
| 17827 | 19,624 |

| | |
|----------|--------|
| 87582.33 | 10,116 |
| 105098.8 | 14,593 |
| 35032.93 | 10,324 |

| | |
|----------|--------|
| 70826.15 | 6,168 |
| 106239.2 | 6,742 |
| 17706.54 | 22,503 |

| | |
|----------|--------|
| 183801.9 | 19,289 |
| 224646.7 | 6,558 |
| 122534.6 | 14,997 |

| | |
|----------|--------|
| 233920.3 | 17,170 |
|----------|--------|

| | |
|----------|--------|
| 127592.9 | 10,854 |
| 127592.9 | 14,507 |

| | | |
|-----------|----------|--------|
| 1.0045311 | 29888.86 | 15,012 |
| 0.8827466 | 29888.86 | 13,192 |
| 0.1127224 | 14944.43 | 1,685 |

| | | |
|-----------|----------|--------|
| 0.6494985 | 114921.8 | 12,440 |
| 1.0128762 | 114921.8 | 19,400 |
| 0.3376254 | 38307.25 | 6,467 |

| | | |
|-----------|---------|--------|
| 0.382884 | 90856.5 | 6,958 |
| 1.2752197 | 36342.6 | 23,172 |
| 0.3418963 | 18171.3 | 6,213 |

| | | |
|-----------|----------|--------|
| 1.1253359 | 108388.2 | 20,329 |
| 0.3988017 | 72258.77 | 7,204 |
| 0.4758624 | 18064.69 | 8,596 |

| | | |
|-----------|----------|--------|
| 0.4877882 | 108010 | 8,781 |
| 1.0860661 | 54005 | 19,551 |
| 0.4261457 | 18001.67 | 7,671 |

| | | |
|-----------|----------|--------|
| 1.0106764 | 102562.7 | 17,276 |
| 0.6633906 | 68375.14 | 11,340 |

| | | |
|----------|----------|-------|
| 0.325933 | 34187.57 | 5,571 |
|----------|----------|-------|

| | | |
|-----------|----------|--------|
| 0.7363316 | 169963.5 | 13,906 |
| 0.3350661 | 188848.3 | 6,328 |
| 0.9286023 | 56654.5 | 17,537 |

| | | |
|-----------|----------|--------|
| 0.2509906 | 124666 | 4,470 |
| 0.7465869 | 71237.71 | 13,296 |
| 1.0024225 | 17809.43 | 17,853 |

| | | |
|-----------|----------|--------|
| 1.0041226 | 256301.2 | 19,797 |
| 0.0323685 | 157723.8 | 638 |
| 0.9635089 | 39430.96 | 18,996 |

| | | |
|-----------|--------|--------|
| 0.4554889 | 106962 | 8,120 |
| 1.1573456 | 53481 | 20,632 |
| 0.3871655 | 17827 | 6,902 |

| | | |
|-----------|----------|--------|
| 0.1668868 | 140131.7 | 2,923 |
| 1.1099917 | 70065.87 | 19,443 |
| 0.7231215 | 17516.47 | 12,667 |

| | | |
|-----------|----------|--------|
| 0.6192497 | 106239.2 | 10,965 |
| 0.7500532 | 70826.15 | 13,281 |
| 0.630697 | 17706.54 | 11,167 |

| | | |
|-----------|----------|--------|
| 0.6788685 | 326758.9 | 13,864 |
| 0.6228726 | 163379.4 | 12,721 |
| 0.6982589 | 40844.86 | 14,260 |

| | | |
|-----------|----------|--------|
| 0.4895897 | 382778.6 | 10,411 |
| 1.1533283 | 85061.92 | 24,526 |
| 0.357082 | 21265.48 | 7,594 |

72006.67

54005

36003.33

18001.67

73232

91540

36616

18308

71308
71308
17827
17827

6,156
19,551
2,625
7,671

6,483
5,174
3,508
21,451

6,323
2,805
19,624
6,902

| | | v % | počet | mandáty |
|--------------------------------|-----------|----------|----------|---------|
| SPOLU – ODS, KDU-ČSL, TOP 09 | 1,493,905 | 31.07324 | 62.14648 | 62 |
| ANO 2011 | 1,458,140 | 30.32933 | 60.65865 | 61 |
| PIRÁTI a STAROSTOVÉ | 839,776 | 17.46735 | 34.9347 | 35 |
| Svoboda a př. demokracie (SPD) | 513,910 | 10.68933 | 21.37867 | 21 |
| PŘÍSAHA Roberta Šlachty | 251,562 | 5.232492 | 10.46498 | 11 |
| Česká str.sociálně demokrat. | 250,397 | 5.20826 | 10.41652 | 10 |
| | | | 200 | 200 |
| Součet hlasů všech stran | 4,807,690 | | | |

Karlovarský kraj 5 mandátů

| | | | |
|--------------------------------|--------|----------|---|
| SPOLU – ODS, KDU-ČSL, TOP 09 | 26,355 | 1.590552 | 1 |
| ANO 2011 | 43,081 | 2.599984 | 2 |
| PIRÁTI a STAROSTOVÉ | 18,546 | 1.119271 | 1 |
| Svoboda a př. demokracie (SPD) | 16,629 | 1.003578 | 1 |
| PŘÍSAHA Roberta Šlachty | 6,447 | 0.389083 | 0 |
| Česká str.sociálně demokrat. | 4,930 | 0.297531 | 0 |

Platné hlasy 115,988
Imperialiho kvóta 16569.71429

Ústecký kraj 14 mandátů

| | | | |
|--------------------------------|---------|----------|---|
| SPOLU – ODS, KDU-ČSL, TOP 09 | 74,565 | 3.561611 | 3 |
| ANO 2011 | 134,322 | 6.415915 | 6 |
| PIRÁTI a STAROSTOVÉ | 52,797 | 2.521859 | 2 |
| Svoboda a př. demokracie (SPD) | 44,774 | 2.138638 | 2 |
| PŘÍSAHA Roberta Šlachty | 16,452 | 0.785833 | 0 |
| Česká str.sociálně demokrat. | 12,062 | 0.576144 | 0 |

Platné hlasy 334,972
Imperialiho kvóta 20935.75

Liberecký kraj 8 mandátů

| | | | |
|--------------------------------|--------|----------|---|
| SPOLU – ODS, KDU-ČSL, TOP 09 | 50,464 | 2.536364 | 2 |
| ANO 2011 | 59,515 | 2.991275 | 2 |
| PIRÁTI a STAROSTOVÉ | 47,350 | 2.379851 | 2 |
| Svoboda a př. demokracie (SPD) | 24,384 | 1.225561 | 1 |
| PŘÍSAHA Roberta Šlachty | 9,524 | 0.478684 | 0 |
| Česká str.sociálně demokrat. | 7,725 | 0.388265 | 0 |

| | |
|-------------------|---------|
| Platné hlasy | 198,962 |
| Imperialiho kvóta | 19896.2 |

Královehradecký kraj 11 mandátů

| | | | |
|--------------------------------|--------|----------|---|
| SPOLU – ODS, KDU-ČSL, TOP 09 | 84,166 | 4.155477 | 4 |
| ANO 2011 | 79,463 | 3.923279 | 3 |
| PIRÁTI a STAROSTOVÉ | 44,551 | 2.19959 | 2 |
| Svoboda a př. demokracie (SPD) | 26,661 | 1.316318 | 1 |
| PŘÍSAHA Roberta Šlachty | 13,930 | 0.687758 | 0 |
| Česká str.sociálně demokrat. | 14,534 | 0.717578 | 0 |

| | |
|-------------------|-------------|
| Platné hlasy | 263,305 |
| Imperialiho kvóta | 20254.23077 |

Pardubický kraj 10 mandátů

| | | | |
|--------------------------------|--------|----------|---|
| SPOLU – ODS, KDU-ČSL, TOP 09 | 78,163 | 3.853051 | 3 |
| ANO 2011 | 73,556 | 3.625949 | 3 |
| PIRÁTI a STAROSTOVÉ | 38,628 | 1.90417 | 1 |
| Svoboda a př. demokracie (SPD) | 25,673 | 1.265553 | 1 |
| PŘÍSAHA Roberta Šlachty | 13,569 | 0.668885 | 0 |
| Česká str.sociálně demokrat. | 13,843 | 0.682392 | 0 |

| | |
|-------------------|---------|
| Platné hlasy | 243,432 |
| Imperialiho kvóta | 20286 |

Olomoucký kraj 12 mandátů

| | | | |
|--------------------------------|--------|----------|---|
| SPOLU – ODS, KDU-ČSL, TOP 09 | 79,715 | 3.897894 | 3 |
| ANO 2011 | 96,714 | 4.729109 | 4 |
| PIRÁTI a STAROSTOVÉ | 40,124 | 1.961978 | 1 |
| Svoboda a př. demokracie (SPD) | 39,759 | 1.944131 | 1 |
| PŘÍSAHA Roberta Šlachty | 15,257 | 0.746035 | 0 |
| Česká str.sociálně demokrat. | 14,742 | 0.720852 | 0 |

| | |
|-------------------|-------------|
| Platné hlasy | 286,311 |
| Imperialiho kvóta | 20450.78571 |

Moravskoslezský kraj 22 mandátů

| | | | |
|--------------------------------|---------|----------|---|
| SPOLU – ODS, KDU-ČSL, TOP 09 | 119,457 | 5.591149 | 5 |
| ANO 2011 | 195,176 | 9.135154 | 9 |
| PIRÁTI a STAROSTOVÉ | 64,412 | 3.014784 | 3 |
| Svoboda a př. demokracie (SPD) | 74,191 | 3.472488 | 3 |
| PŘÍSAHA Roberta Šlachty | 28,164 | 1.318208 | 1 |
| Česká str.sociálně demokrat. | 31,369 | 1.468217 | 1 |

Platné hlasy 512,769
Imperialiho kvóta 21365.375

Zlínský kraj 12 mandátů

| | | | |
|--------------------------------|--------|----------|---|
| SPOLU – ODS, KDU-ČSL, TOP 09 | 87,019 | 4.383198 | 4 |
| ANO 2011 | 84,534 | 4.258027 | 4 |
| PIRÁTI a STAROSTOVÉ | 42,117 | 2.121458 | 2 |
| Svoboda a př. demokracie (SPD) | 35,662 | 1.796316 | 1 |
| PŘÍSAHA Roberta Šlachty | 13,270 | 0.668418 | 0 |
| Česká str.sociálně demokrat. | 15,338 | 0.772584 | 0 |

Platné hlasy 277,940
Imperialiho kvóta 19852.85714

Jihomoravský kraj 23 mandátů

| | | | |
|--------------------------------|---------|----------|---|
| SPOLU – ODS, KDU-ČSL, TOP 09 | 187,497 | 8.397664 | 8 |
| ANO 2011 | 158,362 | 7.092758 | 7 |
| PIRÁTI a STAROSTOVÉ | 88,601 | 3.968285 | 3 |
| Svoboda a př. demokracie (SPD) | 58,427 | 2.616844 | 2 |
| PŘÍSAHA Roberta Šlachty | 37,740 | 1.690309 | 1 |
| Česká str.sociálně demokrat. | 27,555 | 1.23414 | 1 |

Platné hlasy 558,182
Imperialiho kvóta 22327.28

kraj Vysočina 10 mandátů

| | | | |
|--------------------------------|--------|----------|---|
| SPOLU – ODS, KDU-ČSL, TOP 09 | 77,631 | 3.777726 | 3 |
| ANO 2011 | 74,113 | 3.606531 | 3 |
| PIRÁTI a STAROSTOVÉ | 37,451 | 1.822463 | 1 |
| Svoboda a př. demokracie (SPD) | 24,729 | 1.203377 | 1 |
| PŘÍSAHA Roberta Šlachty | 14,504 | 0.705802 | 0 |
| Česká str.sociálně demokrat. | 18,168 | 0.884102 | 0 |

Platné hlasy 246,596

Imperialiho kvóta 20549.66667

Jihočeský kraj 13 mandátů

| | | | |
|--------------------------------|--------|----------|---|
| SPOLU – ODS, KDU-ČSL, TOP 09 | 97,698 | 4.947302 | 4 |
| ANO 2011 | 89,509 | 4.532621 | 4 |
| PIRÁTI a STAROSTOVÉ | 45,357 | 2.296821 | 2 |
| Svoboda a př. demokracie (SPD) | 30,183 | 1.528429 | 1 |
| PŘÍSAHA Roberta Šlachty | 15,165 | 0.767936 | 0 |
| Česká str.sociálně demokrat. | 18,304 | 0.926891 | 0 |

Platné hlasy 296,216
Imperialiho kvóta 19747.73333

Plzeňský kraj 11 mandátů

| | | | |
|--------------------------------|--------|----------|---|
| SPOLU – ODS, KDU-ČSL, TOP 09 | 76,994 | 3.874347 | 3 |
| ANO 2011 | 84,107 | 4.232274 | 4 |
| PIRÁTI a STAROSTOVÉ | 40,210 | 2.023372 | 2 |
| Svoboda a př. demokracie (SPD) | 28,874 | 1.452943 | 1 |
| PŘÍSAHA Roberta Šlachty | 13,695 | 0.689134 | 0 |
| Česká str.sociálně demokrat. | 14,466 | 0.727931 | 0 |

Platné hlasy 258,346
Imperialiho kvóta 19872.76923

Středočeský kraj 26 mandátů

| | | | |
|--------------------------------|---------|----------|---|
| SPOLU – ODS, KDU-ČSL, TOP 09 | 203,091 | 8.93409 | 8 |
| ANO 2011 | 176,100 | 7.74674 | 7 |
| PIRÁTI a STAROSTOVÉ | 137,532 | 6.050112 | 6 |
| Svoboda a př. demokracie (SPD) | 55,105 | 2.424101 | 2 |
| PŘÍSAHA Roberta Šlachty | 32,427 | 1.426482 | 1 |
| Česká str.sociálně demokrat. | 32,245 | 1.418476 | 1 |

Platné hlasy 636,500
Imperialiho kvóta 22732.14286

kraj Hlavní město Praha 23 mandátů

| | | | |
|------------------------------|---------|----------|----|
| SPOLU – ODS, KDU-ČSL, TOP 09 | 251,090 | 10.85708 | 10 |
| ANO 2011 | 109,588 | 4.738564 | 4 |

| | | | |
|--------------------------------|----------|----------|---|
| PIRÁTI a STAROSTOVÉ | 142,100 | 6.144376 | 6 |
| Svoboda a př. demokracie (SPD) | 28,859 | 1.247857 | 1 |
| PŘÍSAHA Roberta Šlachty | 21,418 | 0.92611 | 0 |
| Česká str.sociálně demokrat. | 25,116 | 1.086011 | 1 |
| Platné hlasy | 578,171 | | |
| Imperialiho kvóta | 23126.84 | | |

2. skrutinium 17 mandátů

| | | | | |
|--------------------------------|-------------|----------|---|---|
| SPOLU – ODS, KDU-ČSL, TOP 09 | 193,268 | 3.750949 | 3 | 4 |
| ANO 2011 | 156,416 | 3.035718 | 3 | 3 |
| PIRÁTI a STAROSTOVÉ | 114,569 | 2.223555 | 2 | 2 |
| Svoboda a př. demokracie (SPD) | 117,217 | 2.274944 | 2 | 2 |
| PŘÍSAHA Roberta Šlachty | 185,137 | 3.593145 | 3 | 3 |
| Česká str.sociálně demokrat. | 160,845 | 3.121689 | 3 | 3 |
| Platné hlasy | 927,452 | | | |
| Hagenbach- Bischoffova kvóta | 51525.10651 | | | |

| | |
|--------------------------------|-----|
| SPOLU – ODS, KDU-ČSL, TOP 09 | 65 |
| ANO 2011 | 65 |
| PIRÁTI a STAROSTOVÉ | 36 |
| Svoboda a př. demokracie (SPD) | 21 |
| PŘÍSAHA Roberta Šlachty | 6 |
| Česká str.sociálně demokrat. | 7 |
| Celkem | 200 |

| | Zbytek hlasů | Mandáty pro 2. skrutinium | 0 |
|----------|--------------|---------------------------|---|
| 16569.71 | 9,785 | | |
| 33139.43 | 9,942 | | |
| 16569.71 | 1,976 | | |
| 16569.71 | 59 | | |
| 0 | 6,447 | | |
| 0 | 4,930 | | |

| | Zbytek hlasů | Mandáty pro 2. skrutinium | 1 |
|----------|--------------|---------------------------|---|
| 62807.25 | 11,758 | | |
| 125614.5 | 8,708 | | |
| 41871.5 | 10,926 | | |
| 41871.5 | 2,903 | | |
| 0 | 16,452 | | |
| 0 | 12,062 | | |

| | Zbytek hlasů | Mandáty pro 2. skrutinium | 1 |
|---------|--------------|---------------------------|---|
| 39792.4 | 10,672 | | |
| 39792.4 | 19,723 | | |
| 39792.4 | 7,558 | | |
| 19896.2 | 4,488 | | |
| 0 | 9,524 | | |
| 0 | 7,725 | | |

| | Zbytek hlasů | Mandáty pro 2. skrutinium | 1 |
|----------|--------------|---------------------------|---|
| 81016.92 | 3,149 | | |
| 60762.69 | 18,700 | | |
| 40508.46 | 4,043 | | |
| 20254.23 | 6,407 | | |
| 0 | 13,930 | | |
| 0 | 14,534 | | |

| | Zbytek hlasů | Mandáty pro 2. skrutinium | 2 |
|-------|--------------|---------------------------|---|
| 60858 | 17,305 | | |
| 60858 | 12,698 | | |
| 20286 | 18,342 | | |
| 20286 | 5,387 | | |
| 0 | 13,569 | | |
| 0 | 13,843 | | |

| | Zbytek hlasů | Mandáty pro 2. skrutinium | 3 |
|----------|--------------|---------------------------|---|
| 61352.36 | 18,363 | | |
| 81803.14 | 14,911 | | |
| 20450.79 | 19,673 | | |
| 20450.79 | 19,308 | | |
| 0 | 15,257 | | |
| 0 | 14,742 | | |

| | Zbytek hlasů | Mandáty pro 2. skrutinium | 0 |
|--|--------------|---------------------------|---|
|--|--------------|---------------------------|---|

| | |
|----------|--------|
| 106826.9 | 12,630 |
| 192288.4 | 2,888 |
| 64096.13 | 316 |
| 64096.13 | 10,095 |
| 21365.38 | 6,799 |
| 21365.38 | 10,004 |

Zbytek hlasů Mandáty pro 2. skrutinium 1

| | |
|----------|--------|
| 79411.43 | 7,608 |
| 79411.43 | 5,123 |
| 39705.71 | 2,411 |
| 19852.86 | 15,809 |
| 0 | 13,270 |
| 0 | 15,338 |

Zbytek hlasů Mandáty pro 2. skrutinium 1

| | |
|----------|--------|
| 178618.2 | 8,879 |
| 156291 | 2,071 |
| 66981.84 | 21,619 |
| 44654.56 | 13,772 |
| 22327.28 | 15,413 |
| 22327.28 | 5,228 |

Zbytek hlasů Mandáty pro 2. skrutinium 2

| | |
|----------|--------|
| 61649 | 15,982 |
| 61649 | 12,464 |
| 20549.67 | 16,901 |
| 20549.67 | 4,179 |
| 0 | 14,504 |
| 0 | 18,168 |

| | Zbytek hlasů | Mandáty pro 2. skrutinium | 2 |
|----------|--------------|---------------------------|---|
| 78990.93 | 18,707 | | |
| 78990.93 | 10,518 | | |
| 39495.47 | 5,862 | | |
| 19747.73 | 10,435 | | |
| 0 | 15,165 | | |
| 0 | 18,304 | | |

| | Zbytek hlasů | Mandáty pro 2. skrutinium | 1 |
|----------|--------------|---------------------------|---|
| 59618.31 | 17,376 | | |
| 79491.08 | 4,616 | | |
| 39745.54 | 464 | | |
| 19872.77 | 9,001 | | |
| 0 | 13,695 | | |
| 0 | 14,466 | | |

| | Zbytek hlasů | Mandáty pro 2. skrutinium | 1 |
|----------|--------------|---------------------------|---|
| 181857.1 | 21,234 | | |
| 159125 | 16,975 | | |
| 136392.9 | 1,139 | | |
| 45464.29 | 9,641 | | |
| 22732.14 | 9,695 | | |
| 22732.14 | 9,513 | | |

| | Zbytek hlasů | Mandáty pro 2. skrutinium | 1 |
|----------|--------------|---------------------------|---|
| 231268.4 | 19,822 | | |
| 92507.36 | 17,081 | | |

| | |
|----------|--------|
| 138761 | 3,339 |
| 23126.84 | 5,732 |
| 0 | 21,418 |
| 23126.84 | 1,989 |

| | | | |
|--------------------------------|------------------|----------|---|
| Karlovarský kraj | 5 mandátů | | |
| SPOLU – ODS, KDU-ČSL, TOP 09 | 26,355 | 2.015467 | 1 |
| ANO 2011 | 43,081 | 3.294567 | 3 |
| PIRÁTI a STAROSTOVÉ | 18,546 | 1.418283 | 1 |
| Svoboda a př. demokracie (SPD) | 16,629 | 1.271683 | 0 |
| Platné hlasy | 104,611 | | |
| Imperialiho zesílená kvóta | 13076.375 | | |

| | | | |
|--------------------------------|-------------------|----------|---|
| Ústecký kraj | 14 mandátů | | |
| SPOLU – ODS, KDU-ČSL, TOP 09 | 74,565 | 4.136309 | 3 |
| ANO 2011 | 134,322 | 7.451181 | 7 |
| PIRÁTI a STAROSTOVÉ | 52,797 | 2.928783 | 2 |
| Svoboda a př. demokracie (SPD) | 44,774 | 2.483727 | 2 |
| Platné hlasy | 306,458 | | |
| Imperialiho zesílená kvóta | 18026.94118 | | |

| | | | |
|--------------------------------|------------------|----------|---|
| Liberecký kraj | 8 mandátů | | |
| SPOLU – ODS, KDU-ČSL, TOP 09 | 50,464 | 3.054839 | 2 |
| ANO 2011 | 59,515 | 3.602742 | 3 |
| PIRÁTI a STAROSTOVÉ | 47,350 | 2.866333 | 2 |
| Svoboda a př. demokracie (SPD) | 24,384 | 1.476086 | 1 |
| Platné hlasy | 181,713 | | |
| Imperialiho zesílená kvóta | 16519.36364 | | |

| | | | |
|------------------------------|-------------------|---------|---|
| Královehradecký kraj | 11 mandátů | | |
| SPOLU – ODS, KDU-ČSL, TOP 09 | 84,166 | 5.01754 | 4 |

| | | | |
|--------------------------------|--------|----------|---|
| ANO 2011 | 79,463 | 4.737171 | 4 |
| PIRÁTI a STAROSTOVÉ | 44,551 | 2.655899 | 2 |
| Svoboda a př. demokracie (SPD) | 26,661 | 1.58939 | 1 |

| | | | |
|----------------------------|-------------|--|--|
| Platné hlasy | 234,841 | | |
| Imperialiho zesílená kvóta | 16774.35714 | | |

Pardubický kraj 10 mandátů

| | | | |
|--------------------------------|--------|----------|---|
| SPOLU – ODS, KDU-ČSL, TOP 09 | 78,163 | 4.703819 | 4 |
| ANO 2011 | 73,556 | 4.426572 | 4 |
| PIRÁTI a STAROSTOVÉ | 38,628 | 2.324618 | 1 |
| Svoboda a př. demokracie (SPD) | 25,673 | 1.544991 | 1 |

| | | | |
|----------------------------|-------------|--|--|
| Platné hlasy | 216,020 | | |
| Imperialiho zesílená kvóta | 16616.92308 | | |

Olomoucký kraj 12 mandátů

| | | | |
|--------------------------------|--------|----------|---|
| SPOLU – ODS, KDU-ČSL, TOP 09 | 79,715 | 4.665115 | 4 |
| ANO 2011 | 96,714 | 5.659938 | 5 |
| PIRÁTI a STAROSTOVÉ | 40,124 | 2.348154 | 2 |
| Svoboda a př. demokracie (SPD) | 39,759 | 2.326793 | 1 |

| | | | |
|----------------------------|-------------|--|--|
| Platné hlasy | 256,312 | | |
| Imperialiho zesílená kvóta | 17087.46667 | | |

Moravskoslezský kraj 22 mandátů

| | | | |
|--------------------------------|---------|----------|----|
| SPOLU – ODS, KDU-ČSL, TOP 09 | 119,457 | 6.589117 | 6 |
| ANO 2011 | 195,176 | 10.76569 | 10 |
| PIRÁTI a STAROSTOVÉ | 64,412 | 3.552895 | 3 |
| Svoboda a př. demokracie (SPD) | 74,191 | 4.092294 | 3 |

| | | | |
|----------------------------|----------|--|--|
| Platné hlasy | 453,236 | | |
| Imperialiho zesílená kvóta | 18129.44 | | |

Zlínský kraj 12 mandátů

| | | | |
|------------------------------|--------|----------|---|
| SPOLU – ODS, KDU-ČSL, TOP 09 | 87,019 | 5.235128 | 5 |
| ANO 2011 | 84,534 | 5.085629 | 4 |
| PIRÁTI a STAROSTOVÉ | 42,117 | 2.53379 | 2 |

| | | | |
|--------------------------------|-------------------|----------|---|
| Svoboda a př. demokracie (SPD) | 35,662 | 2.145453 | 1 |
| Platné hlasy | 249,332 | | |
| Imperialiho zesílená kvóta | 16622.13333 | | |
| Jihomoravský kraj | 23 mandátů | | |
| SPOLU – ODS, KDU-ČSL, TOP 09 | 187,497 | 9.890547 | 9 |
| ANO 2011 | 158,362 | 8.353663 | 8 |
| PIRÁTI a STAROSTOVÉ | 88,601 | 4.673741 | 4 |
| Svoboda a př. demokracie (SPD) | 58,427 | 3.082049 | 2 |
| Platné hlasy | 492,887 | | |
| Imperialiho zesílená kvóta | 18957.19231 | | |
| kraj Vysočina | 10 mandátů | | |
| SPOLU – ODS, KDU-ČSL, TOP 09 | 77,631 | 4.717577 | 4 |
| ANO 2011 | 74,113 | 4.503791 | 4 |
| PIRÁTI a STAROSTOVÉ | 37,451 | 2.275869 | 1 |
| Svoboda a př. demokracie (SPD) | 24,729 | 1.502763 | 1 |
| Platné hlasy | 213,924 | | |
| Imperialiho zesílená kvóta | 16455.69231 | | |
| Jihočeský kraj | 13 mandátů | | |
| SPOLU – ODS, KDU-ČSL, TOP 09 | 97,698 | 5.949328 | 5 |
| ANO 2011 | 89,509 | 5.450658 | 5 |
| PIRÁTI a STAROSTOVÉ | 45,357 | 2.762018 | 2 |
| Svoboda a př. demokracie (SPD) | 30,183 | 1.837996 | 1 |
| Platné hlasy | 262,747 | | |
| Imperialiho zesílená kvóta | 16421.6875 | | |
| Plzeňský kraj | 11 mandátů | | |
| SPOLU – ODS, KDU-ČSL, TOP 09 | 76,994 | 4.682825 | 4 |
| ANO 2011 | 84,107 | 5.115442 | 4 |
| PIRÁTI a STAROSTOVÉ | 40,210 | 2.445598 | 2 |
| Svoboda a př. demokracie (SPD) | 28,874 | 1.756135 | 1 |

| | |
|----------------------------|-------------|
| Platné hlasy | 230,185 |
| Imperialiho zesílená kvóta | 16441.78571 |

Středočeský kraj 26 mandátů

| | | | |
|--------------------------------|---------|----------|----|
| SPOLU – ODS, KDU-ČSL, TOP 09 | 203,091 | 10.29967 | 10 |
| ANO 2011 | 176,100 | 8.930832 | 8 |
| PIRÁTI a STAROSTOVÉ | 137,532 | 6.974874 | 6 |
| Svoboda a př. demokracie (SPD) | 55,105 | 2.794625 | 2 |

| | |
|----------------------------|------------|
| Platné hlasy | 571,828 |
| Imperialiho zesílená kvóta | 19718.2069 |

kraj Hlavní město Praha 23 mandátů

| | | | |
|--------------------------------|---------|----------|----|
| SPOLU – ODS, KDU-ČSL, TOP 09 | 251,090 | 12.27969 | 11 |
| ANO 2011 | 109,588 | 5.359461 | 5 |
| PIRÁTI a STAROSTOVÉ | 142,100 | 6.949479 | 6 |
| Svoboda a př. demokracie (SPD) | 28,859 | 1.411365 | 1 |

| | |
|----------------------------|-------------|
| Platné hlasy | 531,637 |
| Imperialiho zesílená kvóta | 20447.57692 |

2. skrutinium 0 mandátů

SPOLU – ODS, KDU-ČSL, TOP 09
ANO 2011
PIRÁTI a STAROSTOVÉ
Svoboda a př. demokracie (SPD)

Platné hlasy
Hareova kvóta

Získané mandáty

| | |
|------------------------------|----|
| SPOLU – ODS, KDU-ČSL, TOP 09 | 72 |
| ANO 2011 | 74 |
| PIRÁTI a STAROSTOVÉ | 36 |

| | |
|--------------------------------|-----|
| Svoboda a př. demokracie (SPD) | 18 |
| Celkem | 200 |

| | | | |
|------------------------------|------------------|----------|---|
| Karlovarský kraj | 5 mandátů | | |
| SPOLU – ODS, KDU-ČSL, TOP 09 | 26,355 | 2.015467 | 1 |
| ANO 2011+ SPD | 59,710 | 4.56625 | 4 |
| PIRÁTI a STAROSTOVÉ | 18,546 | 1.418283 | 0 |
| Platné hlasy | 104,611 | | |
| Imperialiho zesílená kvóta | 13,076.38 | | |

| | | | |
|------------------------------|-------------------|----------|---|
| Ústecký kraj | 14 mandátů | | |
| SPOLU – ODS, KDU-ČSL, TOP 09 | 74,565 | 4.136309 | 3 |
| ANO 2011+ SPD | 179,096 | 9.934908 | 9 |
| PIRÁTI a STAROSTOVÉ | 52,797 | 2.928783 | 2 |
| Platné hlasy | 306,458 | | |
| Imperialiho zesílená kvóta | 18,026.94 | | |

| | | | |
|------------------------------|------------------|----------|---|
| Liberecký kraj | 8 mandátů | | |
| SPOLU – ODS, KDU-ČSL, TOP 09 | 50,464 | 3.054839 | 2 |
| ANO 2011+ SPD | 83,899 | 5.078828 | 4 |
| PIRÁTI a STAROSTOVÉ | 47,350 | 2.866333 | 2 |
| Platné hlasy | 181,713 | | |
| Imperialiho zesílená kvóta | 16,519.36 | | |

| | | | |
|------------------------------|-------------------|----------|---|
| Královehradecký kraj | 11 mandátů | | |
| SPOLU – ODS, KDU-ČSL, TOP 09 | 84,166 | 5.01754 | 4 |
| ANO 2011+ SPD | 106,124 | 6.326561 | 5 |
| PIRÁTI a STAROSTOVÉ | 44,551 | 2.655899 | 2 |
| Platné hlasy | 234,841 | | |

| | | | |
|------------------------------|-------------------|----------|----|
| Imperialiho zesílená kvóta | 16,774.36 | | |
| Pardubický kraj | 10 mandátů | | |
| SPOLU – ODS, KDU-ČSL, TOP 09 | 78,163 | 4.703819 | 4 |
| ANO 2011+ SPD | 99,229 | 5.971563 | 5 |
| PIRÁTI a STAROSTOVÉ | 38,628 | 2.324618 | 1 |
| Platné hlasy | 216,020 | | |
| Imperialiho zesílená kvóta | 16,616.92 | | |
| Olomoucký kraj | 12 mandátů | | |
| SPOLU – ODS, KDU-ČSL, TOP 09 | 79,715 | 4.665115 | 4 |
| ANO 2011+ SPD | 136,473 | 7.986731 | 7 |
| PIRÁTI a STAROSTOVÉ | 40,124 | 2.348154 | 1 |
| Platné hlasy | 256,312 | | |
| Imperialiho zesílená kvóta | 17,087.47 | | |
| Moravskoslezský kraj | 22 mandátů | | |
| SPOLU – ODS, KDU-ČSL, TOP 09 | 119,457 | 6.589117 | 6 |
| ANO 2011+ SPD | 269,367 | 14.85799 | 14 |
| PIRÁTI a STAROSTOVÉ | 64,412 | 3.552895 | 2 |
| Platné hlasy | 453,236 | | |
| Imperialiho zesílená kvóta | 18,129.44 | | |
| Zlínský kraj | 12 mandátů | | |
| SPOLU – ODS, KDU-ČSL, TOP 09 | 87,019 | 5.235128 | 4 |
| ANO 2011+ SPD | 120,196 | 7.231081 | 6 |
| PIRÁTI a STAROSTOVÉ | 42,117 | 2.53379 | 2 |
| Platné hlasy | 249,332 | | |
| Imperialiho zesílená kvóta | 16,622.13 | | |
| Jihomoravský kraj | 23 mandátů | | |

| | | | |
|------------------------------|-----------|----------|----|
| SPOLU – ODS, KDU-ČSL, TOP 09 | 187,497 | 9.890547 | 9 |
| ANO 2011+ SPD | 216,789 | 11.43571 | 10 |
| PIRÁTI a STAROSTOVÉ | 88,601 | 4.673741 | 4 |
| Platné hlasy | 492,887 | | |
| Imperialiho zesílená kvóta | 18,957.19 | | |

kraj Vysočina 10 mandátů

| | | | |
|------------------------------|-----------|----------|---|
| SPOLU – ODS, KDU-ČSL, TOP 09 | 77,631 | 4.717577 | 4 |
| ANO 2011+ SPD | 98,842 | 6.006554 | 5 |
| PIRÁTI a STAROSTOVÉ | 37,451 | 2.275869 | 1 |
| Platné hlasy | 213,924 | | |
| Imperialiho zesílená kvóta | 16,455.69 | | |

Jihočeský kraj 13 mandátů

| | | | |
|------------------------------|-----------|----------|---|
| SPOLU – ODS, KDU-ČSL, TOP 09 | 97,698 | 5.949328 | 5 |
| ANO 2011+ SPD | 119,692 | 7.288654 | 6 |
| PIRÁTI a STAROSTOVÉ | 45,357 | 2.762018 | 2 |
| Platné hlasy | 262,747 | | |
| Imperialiho zesílená kvóta | 16,421.69 | | |

Plzeňský kraj 11 mandátů

| | | | |
|------------------------------|-----------|----------|---|
| SPOLU – ODS, KDU-ČSL, TOP 09 | 76,994 | 4.682825 | 4 |
| ANO 2011+ SPD | 112,981 | 6.871577 | 6 |
| PIRÁTI a STAROSTOVÉ | 40,210 | 2.445598 | 1 |
| Platné hlasy | 230,185 | | |
| Imperialiho zesílená kvóta | 16,441.79 | | |

Středočeský kraj 26 mandátů

| | | | |
|------------------------------|-----------|----------|----|
| SPOLU – ODS, KDU-ČSL, TOP 09 | 203,091 | 10.29967 | 9 |
| ANO 2011+ SPD | 231,205 | 11.72546 | 11 |
| PIRÁTI a STAROSTOVÉ | 137,532 | 6.974874 | 6 |
| Platné hlasy | 571,828 | | |
| Imperialiho zesílená kvóta | 19,718.21 | | |

| | | | |
|------------------------------|------------|----------|----|
| kraj Hlavní město Praha | 23 mandátů | | |
| SPOLU – ODS, KDU-ČSL, TOP 09 | 251,090 | 12.27969 | 11 |
| ANO 2011+ SPD | 138,447 | 6.770827 | 6 |
| PIRÁTI a STAROSTOVÉ | 142,100 | 6.949479 | 6 |
| Platné hlasy | 531,637 | | |
| Imperialiho zesílená kvóta | 20,447.58 | | |

Získané mandáty

| | |
|------------------------------|-----|
| SPOLU – ODS, KDU-ČSL, TOP 09 | 70 |
| ANO 2011+ SPD | 98 |
| PIRÁTI a STAROSTOVÉ | 32 |
| Celkem | 200 |

| | | | |
|-----------------------------|-------------------|----------|---|
| Karlovarský kraj | 5 mandátů | | |
| SPOLU+ PIRSTAN | 44,901 | 3.43375 | 3 |
| ANO 2011 | 43,081 | 3.294567 | 2 |
| SPD | 16,629 | 1.271683 | 0 |
| Platné hlasy | 104,611 | | |
| Imperialiho zesílená kvóta | 13,076.38 | | |
| | | | |
| Ústecký kraj | 14 mandátů | | |
| SPOLU+ PIRSTAN | 127,362 | 7.065092 | 6 |
| ANO 2011 | 134,322 | 7.451181 | 6 |
| SPD | 44,774 | 2.483727 | 2 |
| Platné hlasy | 306,458 | | |
| Imperialiho zesílená kvóta | 18,026.94 | | |
| | | | |
| Liberecký kraj | 8 mandátů | | |
| SPOLU+ PIRSTAN | 97,814 | 5.921172 | 5 |
| ANO 2011 | 59,515 | 3.602742 | 3 |
| SPD | 24,384 | 1.476086 | 0 |
| Platné hlasy | 181,713 | | |
| Imperialiho zesílená kvóta | 16,519.36 | | |
| | | | |
| Královehradecký kraj | 11 mandátů | | |
| SPOLU+ PIRSTAN | 128,717 | 7.673439 | 7 |
| ANO 2011 | 79,463 | 4.737171 | 4 |
| SPD | 26,661 | 1.58939 | 0 |
| Platné hlasy | 234,841 | | |
| Imperialiho zesílená kvóta | 16,774.36 | | |
| | | | |
| Pardubický kraj | 10 mandátů | | |
| SPOLU+ PIRSTAN | 116,791 | 7.028437 | 6 |
| ANO 2011 | 73,556 | 4.426572 | 3 |
| SPD | 25,673 | 1.544991 | 1 |

| | | | |
|-----------------------------|-------------------|----------|----|
| Platné hlasy | 216,020 | | |
| Imperialiho zesílená kvóta | 16,616.92 | | |
| Olomoucký kraj | 12 mandátů | | |
| SPOLU+ PIRSTAN | 119,839 | 7.511439 | 7 |
| ANO 2011 | 79,715 | 4.99649 | 4 |
| SPD | 39,759 | 2.492071 | 1 |
| Platné hlasy | 239,313 | | |
| Imperialiho zesílená kvóta | 15,954.20 | | |
| Moravskoslezský kraj | 22 mandátů | | |
| SPOLU+ PIRSTAN | 183,869 | 10.14201 | 9 |
| ANO 2011 | 195,176 | 10.76569 | 10 |
| SPD | 74,191 | 4.092294 | 3 |
| Platné hlasy | 453,236 | | |
| Imperialiho zesílená kvóta | 18,129.44 | | |
| Zlínský kraj | 12 mandátů | | |
| SPOLU+ PIRSTAN | 129,136 | 7.768919 | 7 |
| ANO 2011 | 84,534 | 5.085629 | 4 |
| SPD | 35,662 | 2.145453 | 1 |
| Platné hlasy | 249,332 | | |
| Imperialiho zesílená kvóta | 16,622.13 | | |
| Jihomoravský kraj | 23 mandátů | | |
| SPOLU+ PIRSTAN | 276,098 | 14.56429 | 14 |
| ANO 2011 | 158,362 | 8.353663 | 7 |
| SPD | 58,427 | 3.082049 | 2 |
| Platné hlasy | 492,887 | | |
| Imperialiho zesílená kvóta | 18,957.19 | | |
| kraj Vysočina | 10 mandátů | | |

| | | | |
|--------------------------------|-------------------|----------|----|
| SPOLU+ PIRSTAN | 115,082 | 6.993446 | 6 |
| ANO 2011 | 74,113 | 4.503791 | 4 |
| SPD | 24,729 | 1.502763 | 0 |
| Platné hlasy | 213,924 | | |
| Imperialiho zesílená kvóta | 16,455.69 | | |
| Jihočeský kraj | 13 mandátů | | |
| SPOLU+ PIRSTAN | 143,055 | 8.711346 | 8 |
| ANO 2011 | 89,509 | 5.450658 | 4 |
| SPD | 30,183 | 1.837996 | 1 |
| Platné hlasy | 262,747 | | |
| Imperialiho zesílená kvóta | 16,421.69 | | |
| Plzeňský kraj | 11 mandátů | | |
| SPOLU+ PIRSTAN | 117,204 | 7.128423 | 6 |
| ANO 2011 | 84,107 | 5.115442 | 4 |
| SPD | 28,874 | 1.756135 | 1 |
| Platné hlasy | 230,185 | | |
| Imperialiho zesílená kvóta | 16,441.79 | | |
| Středočeský kraj | 26 mandátů | | |
| SPOLU+ PIRSTAN | 340,623 | 17.27454 | 16 |
| ANO 2011 | 176,100 | 8.930832 | 8 |
| SPD | 55,105 | 2.794625 | 2 |
| Platné hlasy | 571,828 | | |
| Imperialiho zesílená kvóta | 19,718.21 | | |
| kraj Hlavní město Praha | 23 mandátů | | |
| SPOLU+ PIRSTAN | 393,190 | 19.22917 | 18 |
| ANO 2011 | 109,588 | 5.359461 | 4 |
| SPD | 28,859 | 1.411365 | 1 |
| Platné hlasy | 531,637 | | |

Imperialiho zesílená kvóta

20,447.58

Získané mandáty

| | |
|----------------|------------|
| SPOLU+ PIRSTAN | 118 |
| ANO 2011 | 67 |
| SPD | 15 |
| Celkem | 200 |

| | | Zbytek hlasů | Mandáty pro 2. skrutinium | 0 |
|----------|----------|--------------|---------------------------|---|
| 1.015467 | 13076.38 | 13,279 | | |
| 0.294567 | 39229.13 | 3,852 | | |
| 0.418283 | 13076.38 | 5,470 | | |
| 1.271683 | 0 | 16,629 | | |

| | | Zbytek hlasů | Mandáty pro 2. skrutinium | 0 |
|----------|----------|--------------|---------------------------|---|
| 1.136309 | 54080.82 | 20,484 | | |
| 0.451181 | 126188.6 | 8,133 | | |
| 0.928783 | 36053.88 | 16,743 | | |
| 0.483727 | 36053.88 | 8,720 | | |

| | | Zbytek hlasů | Mandáty pro 2. skrutinium | 0 |
|----------|----------|--------------|---------------------------|---|
| 1.054839 | 33038.73 | 17,425 | | |
| 0.602742 | 49558.09 | 9,957 | | |
| 0.866333 | 33038.73 | 14,311 | | |
| 0.476086 | 16519.36 | 7,865 | | |

| | | Zbytek hlasů | Mandáty pro 2. skrutinium | 0 |
|---------|----------|--------------|---------------------------|---|
| 1.01754 | 67097.43 | 17,069 | | |

| | | |
|----------|----------|--------|
| 0.737171 | 67097.43 | 12,366 |
| 0.655899 | 33548.71 | 11,002 |
| 0.58939 | 16774.36 | 9,887 |

| | | |
|--------------|---------------------------|---|
| Zbytek hlasů | Mandáty pro 2. skrutinium | 0 |
|--------------|---------------------------|---|

| | | |
|----------|----------|--------|
| 0.703819 | 66467.69 | 11,695 |
| 0.426572 | 66467.69 | 7,088 |
| 1.324618 | 16616.92 | 22,011 |
| 0.544991 | 16616.92 | 9,056 |

| | | |
|--------------|---------------------------|---|
| Zbytek hlasů | Mandáty pro 2. skrutinium | 0 |
|--------------|---------------------------|---|

| | | |
|----------|----------|--------|
| 0.665115 | 68349.87 | 11,365 |
| 0.659938 | 85437.33 | 11,277 |
| 0.348154 | 34174.93 | 5,949 |
| 1.326793 | 17087.47 | 22,672 |

| | | |
|--------------|---------------------------|---|
| Zbytek hlasů | Mandáty pro 2. skrutinium | 0 |
|--------------|---------------------------|---|

| | | |
|----------|----------|--------|
| 0.589117 | 108776.6 | 10,680 |
| 0.765694 | 181294.4 | 13,882 |
| 0.552895 | 54388.32 | 10,024 |
| 1.092294 | 54388.32 | 19,803 |

| | | |
|--------------|---------------------------|---|
| Zbytek hlasů | Mandáty pro 2. skrutinium | 0 |
|--------------|---------------------------|---|

| | | |
|----------|----------|--------|
| 0.235128 | 83110.67 | 3,908 |
| 1.085629 | 66488.53 | 18,045 |
| 0.53379 | 33244.27 | 8,873 |

| | | |
|----------|----------|--------|
| 1.145453 | 16622.13 | 19,040 |
|----------|----------|--------|

| | | | |
|--|--------------|---------------------------|---|
| | Zbytek hlasů | Mandáty pro 2. skrutinium | 0 |
|--|--------------|---------------------------|---|

| | | |
|----------|----------|--------|
| 0.890547 | 170614.7 | 16,882 |
|----------|----------|--------|

| | | |
|----------|----------|-------|
| 0.353663 | 151657.5 | 6,704 |
|----------|----------|-------|

| | | |
|----------|----------|--------|
| 0.673741 | 75828.77 | 12,772 |
|----------|----------|--------|

| | | |
|----------|----------|--------|
| 1.082049 | 37914.38 | 20,513 |
|----------|----------|--------|

| | | | |
|--|--------------|---------------------------|---|
| | Zbytek hlasů | Mandáty pro 2. skrutinium | 0 |
|--|--------------|---------------------------|---|

| | | |
|----------|----------|--------|
| 0.717577 | 65822.77 | 11,808 |
|----------|----------|--------|

| | | |
|----------|----------|-------|
| 0.503791 | 65822.77 | 8,290 |
|----------|----------|-------|

| | | |
|----------|----------|--------|
| 1.275869 | 16455.69 | 20,995 |
|----------|----------|--------|

| | | |
|----------|----------|-------|
| 0.502763 | 16455.69 | 8,273 |
|----------|----------|-------|

| | | | |
|--|--------------|---------------------------|---|
| | Zbytek hlasů | Mandáty pro 2. skrutinium | 0 |
|--|--------------|---------------------------|---|

| | | |
|----------|----------|--------|
| 0.949328 | 82108.44 | 15,590 |
|----------|----------|--------|

| | | |
|----------|----------|-------|
| 0.450658 | 82108.44 | 7,401 |
|----------|----------|-------|

| | | |
|----------|----------|--------|
| 0.762018 | 32843.38 | 12,514 |
|----------|----------|--------|

| | | |
|----------|----------|--------|
| 0.837996 | 16421.69 | 13,761 |
|----------|----------|--------|

| | | | |
|--|--------------|---------------------------|---|
| | Zbytek hlasů | Mandáty pro 2. skrutinium | 0 |
|--|--------------|---------------------------|---|

| | | |
|----------|----------|--------|
| 0.682825 | 65767.14 | 11,227 |
|----------|----------|--------|

| | | |
|----------|----------|--------|
| 1.115442 | 65767.14 | 18,340 |
|----------|----------|--------|

| | | |
|----------|----------|-------|
| 0.445598 | 32883.57 | 7,326 |
|----------|----------|-------|

| | | |
|----------|----------|--------|
| 0.756135 | 16441.79 | 12,432 |
|----------|----------|--------|

| | | Zbytek hlasů | Mandáty pro 2. skrutinium | 0 |
|----------|----------|--------------|---------------------------|---|
| 0.299669 | 197182.1 | 5,909 | | |
| 0.930832 | 157745.7 | 18,354 | | |
| 0.974874 | 118309.2 | 19,223 | | |
| 0.794625 | 39436.41 | 15,669 | | |

| | | Zbytek hlasů | Mandáty pro 2. skrutinium | 0 |
|----------|----------|--------------|---------------------------|---|
| 1.279695 | 224923.3 | 26,167 | | |
| 0.359461 | 102237.9 | 7,350 | | |
| 0.949479 | 122685.5 | 19,415 | | |
| 0.411365 | 20447.58 | 8,411 | | |

| | | |
|----------|----------|--------|
| 1.015467 | 13076.38 | 13,279 |
| 0.56625 | 52305.5 | 7,405 |
| 1.418283 | 0 | 18,546 |

| | | |
|----------|----------|--------|
| 1.136309 | 54080.82 | 20,484 |
| 0.934908 | 162242.5 | 16,854 |
| 0.928783 | 36053.88 | 16,743 |

| | | |
|----------|----------|--------|
| 1.054839 | 33038.73 | 17,425 |
| 1.078828 | 66077.45 | 17,822 |
| 0.866333 | 33038.73 | 14,311 |

| | | |
|----------|----------|--------|
| 1.01754 | 67097.43 | 17,069 |
| 1.326561 | 83871.79 | 22,252 |
| 0.655899 | 33548.71 | 11,002 |

| | | |
|----------|----------|--------|
| 0.703819 | 66467.69 | 11,695 |
| 0.971563 | 83084.62 | 16,144 |
| 1.324618 | 16616.92 | 22,011 |

| | | |
|----------|----------|--------|
| 0.665115 | 68349.87 | 11,365 |
| 0.986731 | 119612.3 | 16,861 |
| 1.348154 | 17087.47 | 23,037 |

| | | |
|----------|----------|--------|
| 0.589117 | 108776.6 | 10,680 |
| 0.857988 | 253812.2 | 15,555 |
| 1.552895 | 36258.88 | 28,153 |

| | | |
|----------|----------|--------|
| 1.235128 | 66488.53 | 20,530 |
| 1.231081 | 99732.8 | 20,463 |
| 0.53379 | 33244.27 | 8,873 |

| | | |
|----------|----------|--------|
| 0.890547 | 170614.7 | 16,882 |
| 1.435712 | 189571.9 | 27,217 |
| 0.673741 | 75828.77 | 12,772 |

| | | |
|----------|----------|--------|
| 0.717577 | 65822.77 | 11,808 |
| 1.006554 | 82278.46 | 16,564 |
| 1.275869 | 16455.69 | 20,995 |

| | | |
|----------|----------|--------|
| 0.949328 | 82108.44 | 15,590 |
| 1.288654 | 98530.13 | 21,162 |
| 0.762018 | 32843.38 | 12,514 |

| | | |
|----------|----------|--------|
| 0.682825 | 65767.14 | 11,227 |
| 0.871577 | 98650.71 | 14,330 |
| 1.445598 | 16441.79 | 23,768 |

| | | |
|----------|----------|--------|
| 1.299669 | 177463.9 | 25,627 |
| 0.725458 | 216900.3 | 14,305 |
| 0.974874 | 118309.2 | 19,223 |

| | | |
|----------|----------|--------|
| 1.279695 | 224923.3 | 26,167 |
| 0.770827 | 122685.5 | 15,762 |
| 0.949479 | 122685.5 | 19,415 |

| | | |
|----------|----------|--------|
| 0.43375 | 39229.13 | 5,672 |
| 1.294567 | 26152.75 | 16,928 |
| 1.271683 | 0 | 16,629 |

| | | |
|----------|----------|--------|
| 1.065092 | 108161.6 | 19,200 |
| 1.451181 | 108161.6 | 26,160 |
| 0.483727 | 36053.88 | 8,720 |

| | | |
|----------|----------|--------|
| 0.921172 | 82596.82 | 15,217 |
| 0.602742 | 49558.09 | 9,957 |
| 1.476086 | 0 | 24,384 |

| | | |
|----------|----------|--------|
| 0.673439 | 117420.5 | 11,297 |
| 0.737171 | 67097.43 | 12,366 |
| 1.58939 | 0 | 26,661 |

| | | |
|----------|----------|--------|
| 1.028437 | 99701.54 | 17,089 |
| 1.426572 | 49850.77 | 23,705 |
| 0.544991 | 16616.92 | 9,056 |

| | | |
|----------|----------|--------|
| 0.511439 | 111679.4 | 8,160 |
| 0.99649 | 63816.8 | 15,898 |
| 1.492071 | 15954.2 | 23,805 |

| | | |
|----------|----------|--------|
| 1.142012 | 163165 | 20,704 |
| 0.765694 | 181294.4 | 13,882 |
| 1.092294 | 54388.32 | 19,803 |

| | | |
|----------|----------|--------|
| 0.768919 | 116354.9 | 12,781 |
| 1.085629 | 66488.53 | 18,045 |
| 1.145453 | 16622.13 | 19,040 |

| | | |
|----------|----------|--------|
| 0.564288 | 265400.7 | 10,697 |
| 1.353663 | 132700.3 | 25,662 |
| 1.082049 | 37914.38 | 20,513 |

| | | |
|----------|----------|--------|
| 0.993446 | 98734.15 | 16,348 |
| 0.503791 | 65822.77 | 8,290 |
| 1.502763 | 0 | 24,729 |

| | | |
|----------|----------|--------|
| 0.711346 | 131373.5 | 11,682 |
| 1.450658 | 65686.75 | 23,822 |
| 0.837996 | 16421.69 | 13,761 |

| | | |
|----------|----------|--------|
| 1.128423 | 98650.71 | 18,553 |
| 1.115442 | 65767.14 | 18,340 |
| 0.756135 | 16441.79 | 12,432 |

| | | |
|----------|----------|--------|
| 1.274542 | 315491.3 | 25,132 |
| 0.930832 | 157745.7 | 18,354 |
| 0.794625 | 39436.41 | 15,669 |

| | | |
|----------|----------|--------|
| 1.229173 | 368056.4 | 25,134 |
| 1.359461 | 81790.31 | 27,798 |
| 0.411365 | 20447.58 | 8,411 |

| Karlovarský kraj | | 5 mandátů | | |
|--------------------------------|---------|-----------|---|----------|
| SPOLU – ODS, KDU-ČSL, TOP 09 | 26,355 | 1.817774 | 1 | 0.817774 |
| ANO 2011 | 43,081 | 2.971411 | 2 | 0.971411 |
| PIRÁTI a STAROSTOVÉ | 18,546 | 1.279167 | 1 | 0.279167 |
| Svoboda a př. demokracie (SPD) | 16,629 | 1.146946 | 1 | 0.146946 |
| PŘÍSAHA Roberta Šlachty | 6,447 | 0.444667 | 0 | 0.444667 |
| Česká str.sociálně demokrat. | 4,930 | 0.340035 | 0 | 0.340035 |
| Platné hlasy | 115,988 | | | |
| Imperialiho zesílená kvóta | 14498.5 | | | |

| Ústecký kraj | | 14 mandátů | | |
|--------------------------------|-------------|------------|---|----------|
| SPOLU – ODS, KDU-ČSL, TOP 09 | 74,565 | 3.784212 | 3 | 0.784212 |
| ANO 2011 | 134,322 | 6.81691 | 6 | 0.81691 |
| PIRÁTI a STAROSTOVÉ | 52,797 | 2.679475 | 2 | 0.679475 |
| Svoboda a př. demokracie (SPD) | 44,774 | 2.272303 | 2 | 0.272303 |
| PŘÍSAHA Roberta Šlachty | 16,452 | 0.834947 | 0 | 0.834947 |
| Česká str.sociálně demokrat. | 12,062 | 0.612153 | 0 | 0.612153 |
| Platné hlasy | 334,972 | | | |
| Imperialiho zesílená kvóta | 19704.23529 | | | |

| Liberecký kraj | | 8 mandátů | | |
|--------------------------------|--------|-----------|---|----------|
| SPOLU – ODS, KDU-ČSL, TOP 09 | 50,464 | 2.79 | 2 | 0.79 |
| ANO 2011 | 59,515 | 3.290402 | 3 | 0.290402 |
| PIRÁTI a STAROSTOVÉ | 47,350 | 2.617837 | 2 | 0.617837 |
| Svoboda a př. demokracie (SPD) | 24,384 | 1.348117 | 1 | 0.348117 |
| PŘÍSAHA Roberta Šlachty | 9,524 | 0.526553 | 0 | 0.526553 |
| Česká str.sociálně demokrat. | 7,725 | 0.427092 | 0 | 0.427092 |

| | |
|----------------------------|-------------|
| Platné hlasy | 198,962 |
| Imperialiho zesílená kvóta | 18087.45455 |

Královehradecký kraj 11 mandátů

| | | | | |
|--------------------------------|--------|----------|---|----------|
| SPOLU – ODS, KDU-ČSL, TOP 09 | 84,166 | 4.47513 | 4 | 0.47513 |
| ANO 2011 | 79,463 | 4.22507 | 4 | 0.22507 |
| PIRÁTI a STAROSTOVÉ | 44,551 | 2.368789 | 2 | 0.368789 |
| Svoboda a př. demokracie (SPD) | 26,661 | 1.417573 | 1 | 0.417573 |
| PŘÍSAHA Roberta Šlachty | 13,930 | 0.740662 | 0 | 0.740662 |
| Česká str.sociálně demokrat. | 14,534 | 0.772777 | 0 | 0.772777 |

| | |
|----------------------------|---------|
| Platné hlasy | 263,305 |
| Imperialiho zesílená kvóta | 18807.5 |

Pardubický kraj 10 mandátů

| | | | | |
|--------------------------------|--------|----------|---|----------|
| SPOLU – ODS, KDU-ČSL, TOP 09 | 78,163 | 4.174139 | 4 | 0.174139 |
| ANO 2011 | 73,556 | 3.928111 | 3 | 0.928111 |
| PIRÁTI a STAROSTOVÉ | 38,628 | 2.062851 | 2 | 0.062851 |
| Svoboda a př. demokracie (SPD) | 25,673 | 1.371015 | 1 | 0.371015 |
| PŘÍSAHA Roberta Šlachty | 13,569 | 0.724625 | 0 | 0.724625 |
| Česká str.sociálně demokrat. | 13,843 | 0.739258 | 0 | 0.739258 |

| | |
|----------------------------|-------------|
| Platné hlasy | 243,432 |
| Imperialiho zesílená kvóta | 18725.53846 |

Olomoucký kraj 12 mandátů

| | | | | |
|--------------------------------|--------|----------|---|----------|
| SPOLU – ODS, KDU-ČSL, TOP 09 | 79,715 | 4.176315 | 4 | 0.176315 |
| ANO 2011 | 96,714 | 5.066903 | 4 | 1.066903 |
| PIRÁTI a STAROSTOVÉ | 40,124 | 2.10212 | 2 | 0.10212 |
| Svoboda a př. demokracie (SPD) | 39,759 | 2.082997 | 2 | 0.082997 |
| PŘÍSAHA Roberta Šlachty | 15,257 | 0.799323 | 0 | 0.799323 |
| Česká str.sociálně demokrat. | 14,742 | 0.772342 | 0 | 0.772342 |

| | |
|----------------------------|---------|
| Platné hlasy | 286,311 |
| Imperialiho zesílená kvóta | 19087.4 |

Moravskoslezský kraj 22 mandátů

| | | | | |
|--------------------------------|----------|----------|---|----------|
| SPOLU – ODS, KDU-ČSL, TOP 09 | 119,457 | 5.824114 | 5 | 0.824114 |
| ANO 2011 | 195,176 | 9.515786 | 9 | 0.515786 |
| PIRÁTI a STAROSTOVÉ | 64,412 | 3.1404 | 3 | 0.1404 |
| Svoboda a př. demokracie (SPD) | 74,191 | 3.617175 | 3 | 0.617175 |
| PŘÍSAHA Roberta Šlachty | 28,164 | 1.373133 | 1 | 0.373133 |
| Česká str.sociálně demokrat. | 31,369 | 1.529392 | 1 | 0.529392 |
| Platné hlasy | 512,769 | | | |
| Imperialiho zesílená kvóta | 20510.76 | | | |

Zlínský kraj 12 mandátů

| | | | | |
|--------------------------------|-------------|----------|---|----------|
| SPOLU – ODS, KDU-ČSL, TOP 09 | 87,019 | 4.696283 | 4 | 0.696283 |
| ANO 2011 | 84,534 | 4.562172 | 4 | 0.562172 |
| PIRÁTI a STAROSTOVÉ | 42,117 | 2.272991 | 2 | 0.272991 |
| Svoboda a př. demokracie (SPD) | 35,662 | 1.924624 | 1 | 0.924624 |
| PŘÍSAHA Roberta Šlachty | 13,270 | 0.716162 | 0 | 0.716162 |
| Česká str.sociálně demokrat. | 15,338 | 0.827769 | 0 | 0.827769 |
| Platné hlasy | 277,940 | | | |
| Imperialiho zesílená kvóta | 18529.33333 | | | |

Jihomoravský kraj 23 mandátů

| | | | | |
|--------------------------------|-------------|----------|---|----------|
| SPOLU – ODS, KDU-ČSL, TOP 09 | 187,497 | 8.733571 | 8 | 0.733571 |
| ANO 2011 | 158,362 | 7.376469 | 7 | 0.376469 |
| PIRÁTI a STAROSTOVÉ | 88,601 | 4.127016 | 4 | 0.127016 |
| Svoboda a př. demokracie (SPD) | 58,427 | 2.721517 | 2 | 0.721517 |
| PŘÍSAHA Roberta Šlachty | 37,740 | 1.757921 | 1 | 0.757921 |
| Česká str.sociálně demokrat. | 27,555 | 1.283506 | 1 | 0.283506 |
| Platné hlasy | 558,182 | | | |
| Imperialiho zesílená kvóta | 21468.53846 | | | |

kraj Vysočina 10 mandátů

| | | | | |
|--------------------------------|---------|----------|---|----------|
| SPOLU – ODS, KDU-ČSL, TOP 09 | 77,631 | 4.092536 | 4 | 0.092536 |
| ANO 2011 | 74,113 | 3.907075 | 3 | 0.907075 |
| PIRÁTI a STAROSTOVÉ | 37,451 | 1.974335 | 1 | 0.974335 |
| Svoboda a př. demokracie (SPD) | 24,729 | 1.303659 | 1 | 0.303659 |
| PŘÍSAHA Roberta Šlachty | 14,504 | 0.764619 | 0 | 0.764619 |
| Česká str.sociálně demokrat. | 18,168 | 0.957777 | 0 | 0.957777 |
| Platné hlasy | 246,596 | | | |

Imperialiho zesílená kvóta 18968.92308

Jihočeský kraj 13 mandátů

| | | | | |
|--------------------------------|---------|----------|---|----------|
| SPOLU – ODS, KDU-ČSL, TOP 09 | 97,698 | 5.277122 | 5 | 0.277122 |
| ANO 2011 | 89,509 | 4.834796 | 4 | 0.834796 |
| PIRÁTI a STAROSTOVÉ | 45,357 | 2.449942 | 2 | 0.449942 |
| Svoboda a př. demokracie (SPD) | 30,183 | 1.630324 | 1 | 0.630324 |
| PŘÍSAHA Roberta Šlachty | 15,165 | 0.819132 | 0 | 0.819132 |
| Česká str.sociálně demokrat. | 18,304 | 0.988684 | 0 | 0.988684 |
| Platné hlasy | 296,216 | | | |
| Imperialiho zesílená kvóta | 18513.5 | | | |

Plzeňský kraj 11 mandátů

| | | | | |
|--------------------------------|-------------|----------|---|----------|
| SPOLU – ODS, KDU-ČSL, TOP 09 | 76,994 | 4.172373 | 4 | 0.172373 |
| ANO 2011 | 84,107 | 4.557833 | 4 | 0.557833 |
| PIRÁTI a STAROSTOVÉ | 40,210 | 2.179016 | 2 | 0.179016 |
| Svoboda a př. demokracie (SPD) | 28,874 | 1.564708 | 1 | 0.564708 |
| PŘÍSAHA Roberta Šlachty | 13,695 | 0.742144 | 0 | 0.742144 |
| Česká str.sociálně demokrat. | 14,466 | 0.783925 | 0 | 0.783925 |
| Platné hlasy | 258,346 | | | |
| Imperialiho zesílená kvóta | 18453.28571 | | | |

Středočeský kraj 26 mandátů

| | | | | |
|--------------------------------|-------------|----------|---|----------|
| SPOLU – ODS, KDU-ČSL, TOP 09 | 203,091 | 9.253164 | 9 | 0.253164 |
| ANO 2011 | 176,100 | 8.023409 | 7 | 1.023409 |
| PIRÁTI a STAROSTOVÉ | 137,532 | 6.266187 | 6 | 0.266187 |
| Svoboda a př. demokracie (SPD) | 55,105 | 2.510676 | 2 | 0.510676 |
| PŘÍSAHA Roberta Šlachty | 32,427 | 1.477428 | 1 | 0.477428 |
| Česká str.sociálně demokrat. | 32,245 | 1.469136 | 1 | 0.469136 |
| Platné hlasy | 636,500 | | | |
| Imperialiho zesílená kvóta | 21948.27586 | | | |

kraj Hlavní město Praha 23 mandátů

| | | | | |
|------------------------------|---------|----------|----|----------|
| SPOLU – ODS, KDU-ČSL, TOP 09 | 251,090 | 11.29137 | 11 | 0.291365 |
| ANO 2011 | 109,588 | 4.928106 | 4 | 0.928106 |

| | | | | |
|--------------------------------|-------------|----------|---|----------|
| PIRÁTI a STAROSTOVÉ | 142,100 | 6.390151 | 6 | 0.390151 |
| Svoboda a př. demokracie (SPD) | 28,859 | 1.297772 | 1 | 0.297772 |
| PŘÍSAHA Roberta Šlachty | 21,418 | 0.963154 | 0 | 0.963154 |
| Česká str.sociálně demokrat. | 25,116 | 1.129451 | 1 | 0.129451 |
| Platné hlasy | 578,171 | | | |
| Imperialiho zesílená kvóta | 22237.34615 | | | |

2. skrutinium 4 mandáty

| | | | | |
|--------------------------------|-------------|----------|---|---|
| SPOLU – ODS, KDU-ČSL, TOP 09 | 124,816 | 0.987985 | 0 | 1 |
| ANO 2011 | 192,544 | 1.524086 | 1 | 1 |
| PIRÁTI a STAROSTOVÉ | 93,972 | 0.743837 | 0 | 0 |
| Svoboda a př. demokracie (SPD) | 121,139 | 0.958883 | 0 | 0 |
| PŘÍSAHA Roberta Šlachty | 187,634 | 1.485225 | 1 | 1 |
| Česká str.sociálně demokrat. | 164,232 | 1.299984 | 1 | 1 |
| Platné hlasy | 884,338 | | | |
| Imperialiho zesílená kvóta | 126333.9663 | | | |

Získané mandáty

| | |
|--------------------------------|------------|
| SPOLU – ODS, KDU-ČSL, TOP 09 | 69 |
| ANO 2011 | 65 |
| PIRÁTI a STAROSTOVÉ | 37 |
| Svoboda a př. demokracie (SPD) | 20 |
| PŘÍSAHA Roberta Šlachty | 4 |
| Česká str.sociálně demokrat. | 5 |
| Celkem | 200 |

| | Zbytek hlasů | Mandáty pro 2. skrutinium | 0 |
|---------|--------------|---------------------------|---|
| 14498.5 | 11,857 | | |
| 28997 | 14,084 | | |
| 14498.5 | 4,048 | | |
| 14498.5 | 2,131 | | |
| 0 | 6,447 | | |
| 0 | 4,930 | | |

| | Zbytek hlasů | Mandáty pro 2. skrutinium | 1 |
|----------|--------------|---------------------------|---|
| 59112.71 | 15,452 | | |
| 118225.4 | 16,097 | | |
| 39408.47 | 13,389 | | |
| 39408.47 | 5,366 | | |
| 0 | 16,452 | | |
| 0 | 12,062 | | |

| | Zbytek hlasů | Mandáty pro 2. skrutinium | 0 |
|----------|--------------|---------------------------|---|
| 36174.91 | 14,289 | | |
| 54262.36 | 5,253 | | |
| 36174.91 | 11,175 | | |
| 18087.45 | 6,297 | | |
| 0 | 9,524 | | |
| 0 | 7,725 | | |

| | Zbytek hlasů | Mandáty pro 2. skrutinium | 0 |
|---------|--------------|---------------------------|---|
| 75230 | 8,936 | | |
| 75230 | 4,233 | | |
| 37615 | 6,936 | | |
| 18807.5 | 7,854 | | |
| 0 | 13,930 | | |
| 0 | 14,534 | | |

| | Zbytek hlasů | Mandáty pro 2. skrutinium | 0 |
|----------|--------------|---------------------------|---|
| 74902.15 | 3,261 | | |
| 56176.62 | 17,379 | | |
| 37451.08 | 1,177 | | |
| 18725.54 | 6,947 | | |
| 0 | 13,569 | | |
| 0 | 13,843 | | |

| | Zbytek hlasů | Mandáty pro 2. skrutinium | 0 |
|---------|--------------|---------------------------|---|
| 76349.6 | 3,365 | | |
| 76349.6 | 20,364 | | |
| 38174.8 | 1,949 | | |
| 38174.8 | 1,584 | | |
| 0 | 15,257 | | |
| 0 | 14,742 | | |

| | Zbytek hlasů | Mandáty pro 2. skrutinium | 0 |
|--|--------------|---------------------------|---|
|--|--------------|---------------------------|---|

| | |
|----------|--------|
| 102553.8 | 16,903 |
| 184596.8 | 10,579 |
| 61532.28 | 2,880 |
| 61532.28 | 12,659 |
| 20510.76 | 7,653 |
| 20510.76 | 10,858 |

| | | |
|--------------|---------------------------|---|
| Zbytek hlasů | Mandáty pro 2. skrutinium | 1 |
|--------------|---------------------------|---|

| | |
|----------|--------|
| 74117.33 | 12,902 |
| 74117.33 | 10,417 |
| 37058.67 | 5,058 |
| 18529.33 | 17,133 |
| 0 | 13,270 |
| 0 | 15,338 |

| | | |
|--------------|---------------------------|---|
| Zbytek hlasů | Mandáty pro 2. skrutinium | 0 |
|--------------|---------------------------|---|

| | |
|----------|--------|
| 171748.3 | 15,749 |
| 150279.8 | 8,082 |
| 85874.15 | 2,727 |
| 42937.08 | 15,490 |
| 21468.54 | 16,271 |
| 21468.54 | 6,086 |

| | | |
|--------------|---------------------------|---|
| Zbytek hlasů | Mandáty pro 2. skrutinium | 1 |
|--------------|---------------------------|---|

| | |
|----------|--------|
| 75875.69 | 1,755 |
| 56906.77 | 17,206 |
| 18968.92 | 18,482 |
| 18968.92 | 5,760 |
| 0 | 14,504 |
| 0 | 18,168 |

| | Zbytek hlasů | Mandáty pro 2. skrutinium | 1 |
|---------|--------------|---------------------------|---|
| 92567.5 | 5,131 | | |
| 74054 | 15,455 | | |
| 37027 | 8,330 | | |
| 18513.5 | 11,670 | | |
| 0 | 15,165 | | |
| 0 | 18,304 | | |

| | Zbytek hlasů | Mandáty pro 2. skrutinium | 0 |
|----------|--------------|---------------------------|---|
| 73813.14 | 3,181 | | |
| 73813.14 | 10,294 | | |
| 36906.57 | 3,303 | | |
| 18453.29 | 10,421 | | |
| 0 | 13,695 | | |
| 0 | 14,466 | | |

| | Zbytek hlasů | Mandáty pro 2. skrutinium | 0 |
|----------|--------------|---------------------------|---|
| 197534.5 | 5,557 | | |
| 153637.9 | 22,462 | | |
| 131689.7 | 5,842 | | |
| 43896.55 | 11,208 | | |
| 21948.28 | 10,479 | | |
| 21948.28 | 10,297 | | |

| | Zbytek hlasů | Mandáty pro 2. skrutinium | 0 |
|----------|--------------|---------------------------|---|
| 244610.8 | 6,479 | | |
| 88949.38 | 20,639 | | |

| | |
|----------|--------|
| 133424.1 | 8,676 |
| 22237.35 | 6,622 |
| 0 | 21,418 |
| 22237.35 | 2,879 |

| | | | |
|--------------------------------|------------------|----------|---|
| Karlovarský kraj | 5 mandátů | | |
| SPOLU – ODS, KDU-ČSL, TOP 09 | 26,355 | 1.259667 | 1 |
| ANO 2011 | 43,081 | 2.059105 | 2 |
| PIRÁTI a STAROSTOVÉ | 18,546 | 0.886427 | 0 |
| Svoboda a př. demokracie (SPD) | 16,629 | 0.794802 | 0 |
| Platné hlasy | 104,611 | | |
| Hareova kvóta | 20922.2 | | |

| | | | |
|--------------------------------|-------------------|----------|---|
| Ústecký kraj | 14 mandátů | | |
| SPOLU – ODS, KDU-ČSL, TOP 09 | 74,565 | 3.406372 | 3 |
| ANO 2011 | 134,322 | 6.136267 | 6 |
| PIRÁTI a STAROSTOVÉ | 52,797 | 2.411939 | 2 |
| Svoboda a př. demokracie (SPD) | 44,774 | 2.045422 | 2 |
| Platné hlasy | 306,458 | | |
| Hareova kvóta | 21889.85714 | | |

| | | | |
|--------------------------------|------------------|----------|---|
| Liberecký kraj | 8 mandátů | | |
| SPOLU – ODS, KDU-ČSL, TOP 09 | 50,464 | 2.221701 | 2 |
| ANO 2011 | 59,515 | 2.620176 | 2 |
| PIRÁTI a STAROSTOVÉ | 47,350 | 2.084606 | 2 |
| Svoboda a př. demokracie (SPD) | 24,384 | 1.073517 | 1 |
| Platné hlasy | 181,713 | | |
| Hareova kvóta | 22714.125 | | |

| | | | |
|------------------------------|-------------------|----------|---|
| Královehradecký kraj | 11 mandátů | | |
| SPOLU – ODS, KDU-ČSL, TOP 09 | 84,166 | 3.942352 | 3 |

| | | | |
|--------------------------------|--------|----------|---|
| ANO 2011 | 79,463 | 3.722063 | 3 |
| PIRÁTI a STAROSTOVÉ | 44,551 | 2.086778 | 2 |
| Svoboda a př. demokracie (SPD) | 26,661 | 1.248807 | 1 |

| | |
|---------------|-------------|
| Platné hlasy | 234,841 |
| Hareova kvóta | 21349.18182 |

Pardubický kraj 10 mandátů

| | | | |
|--------------------------------|--------|----------|---|
| SPOLU – ODS, KDU-ČSL, TOP 09 | 78,163 | 3.618322 | 3 |
| ANO 2011 | 73,556 | 3.405055 | 3 |
| PIRÁTI a STAROSTOVÉ | 38,628 | 1.788168 | 1 |
| Svoboda a př. demokracie (SPD) | 25,673 | 1.188455 | 1 |

| | |
|---------------|---------|
| Platné hlasy | 216,020 |
| Hareova kvóta | 21602 |

Olomoucký kraj 12 mandátů

| | | | |
|--------------------------------|--------|----------|---|
| SPOLU – ODS, KDU-ČSL, TOP 09 | 79,715 | 3.732092 | 3 |
| ANO 2011 | 96,714 | 4.52795 | 4 |
| PIRÁTI a STAROSTOVÉ | 40,124 | 1.878523 | 1 |
| Svoboda a př. demokracie (SPD) | 39,759 | 1.861435 | 1 |

| | |
|---------------|-------------|
| Platné hlasy | 256,312 |
| Hareova kvóta | 21359.33333 |

Moravskoslezský kraj 22 mandátů

| | | | |
|--------------------------------|---------|----------|---|
| SPOLU – ODS, KDU-ČSL, TOP 09 | 119,457 | 5.798423 | 5 |
| ANO 2011 | 195,176 | 9.473811 | 9 |
| PIRÁTI a STAROSTOVÉ | 64,412 | 3.126548 | 3 |
| Svoboda a př. demokracie (SPD) | 74,191 | 3.601219 | 3 |

| | |
|---------------|-------------|
| Platné hlasy | 453,236 |
| Hareova kvóta | 20601.63636 |

Zlínský kraj 12 mandátů

| | | | |
|------------------------------|--------|----------|---|
| SPOLU – ODS, KDU-ČSL, TOP 09 | 87,019 | 4.188103 | 4 |
| ANO 2011 | 84,534 | 4.068503 | 4 |
| PIRÁTI a STAROSTOVÉ | 42,117 | 2.027032 | 2 |

| | | | |
|--------------------------------|-------------------|----------|---|
| Svoboda a př. demokracie (SPD) | 35,662 | 1.716362 | 1 |
| Platné hlasy | 249,332 | | |
| Hareova kvóta | 20777.66667 | | |
| Jihomoravský kraj | 23 mandátů | | |
| SPOLU – ODS, KDU-ČSL, TOP 09 | 187,497 | 8.74933 | 8 |
| ANO 2011 | 158,362 | 7.389779 | 7 |
| PIRÁTI a STAROSTOVÉ | 88,601 | 4.134463 | 4 |
| Svoboda a př. demokracie (SPD) | 58,427 | 2.726428 | 2 |
| Platné hlasy | 492,887 | | |
| Hareova kvóta | 21429.86957 | | |
| kraj Vysočina | 10 mandátů | | |
| SPOLU – ODS, KDU-ČSL, TOP 09 | 77,631 | 3.628906 | 3 |
| ANO 2011 | 74,113 | 3.464455 | 3 |
| PIRÁTI a STAROSTOVÉ | 37,451 | 1.750668 | 1 |
| Svoboda a př. demokracie (SPD) | 24,729 | 1.155971 | 1 |
| Platné hlasy | 213,924 | | |
| Hareova kvóta | 21392.4 | | |
| Jihočeský kraj | 13 mandátů | | |
| SPOLU – ODS, KDU-ČSL, TOP 09 | 97,698 | 4.833829 | 4 |
| ANO 2011 | 89,509 | 4.42866 | 4 |
| PIRÁTI a STAROSTOVÉ | 45,357 | 2.24414 | 2 |
| Svoboda a př. demokracie (SPD) | 30,183 | 1.493372 | 1 |
| Platné hlasy | 262,747 | | |
| Hareova kvóta | 20211.30769 | | |
| Plzeňský kraj | 11 mandátů | | |
| SPOLU – ODS, KDU-ČSL, TOP 09 | 76,994 | 3.679362 | 3 |
| ANO 2011 | 84,107 | 4.019276 | 4 |
| PIRÁTI a STAROSTOVÉ | 40,210 | 1.921541 | 1 |
| Svoboda a př. demokracie (SPD) | 28,874 | 1.379821 | 1 |

| | |
|---------------|-------------|
| Platné hlasy | 230,185 |
| Hareova kvóta | 20925.90909 |

Středočeský kraj 26 mandátů

| | | | |
|--------------------------------|---------|----------|---|
| SPOLU – ODS, KDU-ČSL, TOP 09 | 203,091 | 9.234186 | 9 |
| ANO 2011 | 176,100 | 8.006953 | 8 |
| PIRÁTI a STAROSTOVÉ | 137,532 | 6.253335 | 6 |
| Svoboda a př. demokracie (SPD) | 55,105 | 2.505526 | 2 |

| | |
|---------------|-------------|
| Platné hlasy | 571,828 |
| Hareova kvóta | 21993.38462 |

kraj Hlavní město Praha 23 mandátů

| | | | |
|--------------------------------|---------|----------|----|
| SPOLU – ODS, KDU-ČSL, TOP 09 | 251,090 | 10.86281 | 10 |
| ANO 2011 | 109,588 | 4.741062 | 4 |
| PIRÁTI a STAROSTOVÉ | 142,100 | 6.147616 | 6 |
| Svoboda a př. demokracie (SPD) | 28,859 | 1.248515 | 1 |

| | |
|---------------|-------------|
| Platné hlasy | 531,637 |
| Hareova kvóta | 23114.65217 |

2. skrutinium 25 mandátů

| | | | |
|--------------------------------|---------|----------|---|
| SPOLU – ODS, KDU-ČSL, TOP 09 | 174,508 | 8.161446 | 8 |
| ANO 2011 | 109,571 | 5.124442 | 5 |
| PIRÁTI a STAROSTOVÉ | 122,439 | 5.726273 | 5 |
| Svoboda a př. demokracie (SPD) | 128,032 | 5.987839 | 5 |

| | |
|---------------|-------------|
| Platné hlasy | 534,551 |
| Hareova kvóta | 21382.05387 |

Získané mandáty

| | |
|------------------------------|----|
| SPOLU – ODS, KDU-ČSL, TOP 09 | 69 |
| ANO 2011 | 68 |
| PIRÁTI a STAROSTOVÉ | 39 |

| | |
|--------------------------------|------------|
| Svoboda a př. demokracie (SPD) | 24 |
| Celkem | 200 |

| | | | |
|------------------------------|------------------|----------|---|
| Karlovarský kraj | 5 mandátů | | |
| SPOLU – ODS, KDU-ČSL, TOP 09 | 26,355 | 1.259667 | 1 |
| ANO 2011+ SPD | 59,710 | 2.853906 | 2 |
| PIRÁTI a STAROSTOVÉ | 18,546 | 0.886427 | 0 |
| Platné hlasy | 104,611 | | |
| Hareova kvóta | 20,922.20 | | |

| | | | |
|------------------------------|-------------------|----------|---|
| Ústecký kraj | 14 mandátů | | |
| SPOLU – ODS, KDU-ČSL, TOP 09 | 74,565 | 3.406372 | 3 |
| ANO 2011+ SPD | 179,096 | 8.181689 | 8 |
| PIRÁTI a STAROSTOVÉ | 52,797 | 2.411939 | 2 |
| Platné hlasy | 306,458 | | |
| Hareova kvóta | 21,889.86 | | |

| | | | |
|------------------------------|------------------|----------|---|
| Liberecký kraj | 8 mandátů | | |
| SPOLU – ODS, KDU-ČSL, TOP 09 | 50,464 | 2.221701 | 2 |
| ANO 2011+ SPD | 83,899 | 3.693693 | 3 |
| PIRÁTI a STAROSTOVÉ | 47,350 | 2.084606 | 2 |
| Platné hlasy | 181,713 | | |
| Hareova kvóta | 22,714.13 | | |

| | | | |
|------------------------------|-------------------|----------|---|
| Královehradecký kraj | 11 mandátů | | |
| SPOLU – ODS, KDU-ČSL, TOP 09 | 84,166 | 3.942352 | 3 |
| ANO 2011+ SPD | 106,124 | 4.97087 | 4 |
| PIRÁTI a STAROSTOVÉ | 44,551 | 2.086778 | 2 |
| Platné hlasy | 234,841 | | |

| | | | |
|------------------------------|-------------------|----------|----|
| Hareova kvóta | 21,349.18 | | |
| Pardubický kraj | 10 mandátů | | |
| SPOLU – ODS, KDU-ČSL, TOP 09 | 78,163 | 3.618322 | 3 |
| ANO 2011+ SPD | 99,229 | 4.59351 | 4 |
| PIRÁTI a STAROSTOVÉ | 38,628 | 1.788168 | 1 |
| Platné hlasy | 216,020 | | |
| Hareova kvóta | 21,602.00 | | |
| Olomoucký kraj | 12 mandátů | | |
| SPOLU – ODS, KDU-ČSL, TOP 09 | 79,715 | 3.732092 | 3 |
| ANO 2011+ SPD | 136,473 | 6.389385 | 6 |
| PIRÁTI a STAROSTOVÉ | 40,124 | 1.878523 | 1 |
| Platné hlasy | 256,312 | | |
| Hareova kvóta | 21,359.33 | | |
| Moravskoslezský kraj | 22 mandátů | | |
| SPOLU – ODS, KDU-ČSL, TOP 09 | 119,457 | 5.798423 | 5 |
| ANO 2011+ SPD | 269,367 | 13.07503 | 13 |
| PIRÁTI a STAROSTOVÉ | 64,412 | 3.126548 | 3 |
| Platné hlasy | 453,236 | | |
| Hareova kvóta | 20,601.64 | | |
| Zlínský kraj | 12 mandátů | | |
| SPOLU – ODS, KDU-ČSL, TOP 09 | 87,019 | 4.188103 | 4 |
| ANO 2011+ SPD | 120,196 | 5.784865 | 5 |
| PIRÁTI a STAROSTOVÉ | 42,117 | 2.027032 | 2 |
| Platné hlasy | 249,332 | | |
| Hareova kvóta | 20,777.67 | | |
| Jihomoravský kraj | 23 mandátů | | |

| | | | |
|------------------------------|-------------------|----------|----|
| SPOLU – ODS, KDU-ČSL, TOP 09 | 187,497 | 8.74933 | 8 |
| ANO 2011+ SPD | 216,789 | 10.11621 | 10 |
| PIRÁTI a STAROSTOVÉ | 88,601 | 4.134463 | 4 |
| Platné hlasy | 492,887 | | |
| Hareova kvóta | 21,429.87 | | |
| kraj Vysočina | 10 mandátů | | |
| SPOLU – ODS, KDU-ČSL, TOP 09 | 77,631 | 3.628906 | 3 |
| ANO 2011+ SPD | 98,842 | 4.620426 | 4 |
| PIRÁTI a STAROSTOVÉ | 37,451 | 1.750668 | 1 |
| Platné hlasy | 213,924 | | |
| Hareova kvóta | 21,392.40 | | |
| Jihočeský kraj | 13 mandátů | | |
| SPOLU – ODS, KDU-ČSL, TOP 09 | 97,698 | 4.833829 | 4 |
| ANO 2011+ SPD | 119,692 | 5.922031 | 5 |
| PIRÁTI a STAROSTOVÉ | 45,357 | 2.24414 | 2 |
| Platné hlasy | 262,747 | | |
| Hareova kvóta | 20,211.31 | | |
| Plzeňský kraj | 11 mandátů | | |
| SPOLU – ODS, KDU-ČSL, TOP 09 | 76,994 | 3.679362 | 3 |
| ANO 2011+ SPD | 112,981 | 5.399096 | 5 |
| PIRÁTI a STAROSTOVÉ | 40,210 | 1.921541 | 1 |
| Platné hlasy | 230,185 | | |
| Hareova kvóta | 20,925.91 | | |
| Středočeský kraj | 26 mandátů | | |
| SPOLU – ODS, KDU-ČSL, TOP 09 | 203,091 | 9.234186 | 9 |
| ANO 2011+ SPD | 231,205 | 10.51248 | 10 |
| PIRÁTI a STAROSTOVÉ | 137,532 | 6.253335 | 6 |
| Platné hlasy | 571,828 | | |
| Hareova kvóta | 21,993.38 | | |

| | | | |
|------------------------------|------------|----------|----|
| kraj Hlavní město Praha | 23 mandátů | | |
| SPOLU – ODS, KDU-ČSL, TOP 09 | 251,090 | 10.86281 | 10 |
| ANO 2011+ SPD | 138,447 | 5.989577 | 5 |
| PIRÁTI a STAROSTOVÉ | 142,100 | 6.147616 | 6 |
| Platné hlasy | 531,637 | | |
| Hareova kvóta | 23,114.65 | | |

| | | | |
|------------------------------|------------|----------|---|
| 2. skrutinium | 22 mandátů | | |
| SPOLU – ODS, KDU-ČSL, TOP 09 | 174,508 | 8.148363 | 8 |
| ANO 2011+ SPD | 174,213 | 8.134544 | 8 |
| PIRÁTI a STAROSTOVÉ | 122,439 | 5.717093 | 5 |
| Platné hlasy | 471,161 | | |
| Hareova kvóta | 21,416 | | |

Získané mandáty

| | |
|------------------------------|------------|
| SPOLU – ODS, KDU-ČSL, TOP 09 | 69 |
| ANO 2011+ SPD | 92 |
| PIRÁTI a STAROSTOVÉ | 39 |
| Celkem | 200 |

| | | | |
|-------------------------|------------------|----------|---|
| Karlovarský kraj | 5 mandátů | | |
| SPOLU+ PIRSTAN | 44,901 | 2.146094 | 2 |
| ANO 2011 | 43,081 | 2.059105 | 2 |
| SPD | 16,629 | 0.794802 | 0 |
| Platné hlasy | 104,611 | | |
| Hareova kvóta | 20,922.20 | | |

| | | | |
|---------------------|-------------------|----------|---|
| Ústecký kraj | 14 mandátů | | |
| SPOLU+ PIRSTAN | 127,362 | 5.818311 | 5 |
| ANO 2011 | 134,322 | 6.136267 | 6 |
| SPD | 44,774 | 2.045422 | 2 |
| Platné hlasy | 306,458 | | |
| Hareova kvóta | 21,889.86 | | |

| | | | |
|-----------------------|------------------|----------|---|
| Liberecký kraj | 8 mandátů | | |
| SPOLU+ PIRSTAN | 97,814 | 4.306307 | 4 |
| ANO 2011 | 59,515 | 2.620176 | 2 |
| SPD | 24,384 | 1.073517 | 1 |
| Platné hlasy | 181,713 | | |
| Hareova kvóta | 22,714.13 | | |

| | | | |
|-----------------------------|-------------------|----------|---|
| Královehradecký kraj | 11 mandátů | | |
| SPOLU+ PIRSTAN | 128,717 | 6.02913 | 6 |
| ANO 2011 | 79,463 | 3.722063 | 3 |
| SPD | 26,661 | 1.248807 | 1 |
| Platné hlasy | 234,841 | | |
| Hareova kvóta | 21,349.18 | | |

| | | | |
|------------------------|-------------------|----------|---|
| Pardubický kraj | 10 mandátů | | |
| SPOLU+ PIRSTAN | 116,791 | 5.40649 | 5 |
| ANO 2011 | 73,556 | 3.405055 | 3 |
| SPD | 25,673 | 1.188455 | 1 |

| | | | |
|-----------------------------|-------------------|----------|----|
| Platné hlasy | 216,020 | | |
| Hareova kvóta | 21,602.00 | | |
| Olomoucký kraj | 12 mandátů | | |
| SPOLU+ PIRSTAN | 119,839 | 6.009151 | 6 |
| ANO 2011 | 79,715 | 3.997192 | 3 |
| SPD | 39,759 | 1.993657 | 1 |
| Platné hlasy | 239,313 | | |
| Hareova kvóta | 19,942.75 | | |
| Moravskoslezský kraj | 22 mandátů | | |
| SPOLU+ PIRSTAN | 183,869 | 8.924971 | 8 |
| ANO 2011 | 195,176 | 9.473811 | 9 |
| SPD | 74,191 | 3.601219 | 3 |
| Platné hlasy | 453,236 | | |
| Hareova kvóta | 20,601.64 | | |
| Zlínský kraj | 12 mandátů | | |
| SPOLU+ PIRSTAN | 129,136 | 6.215135 | 6 |
| ANO 2011 | 84,534 | 4.068503 | 4 |
| SPD | 35,662 | 1.716362 | 1 |
| Platné hlasy | 249,332 | | |
| Hareova kvóta | 20,777.67 | | |
| Jihomoravský kraj | 23 mandátů | | |
| SPOLU+ PIRSTAN | 276,098 | 12.88379 | 12 |
| ANO 2011 | 158,362 | 7.389779 | 7 |
| SPD | 58,427 | 2.726428 | 2 |
| Platné hlasy | 492,887 | | |
| Hareova kvóta | 21,429.87 | | |
| kraj Vysočina | 10 mandátů | | |

| | | | |
|--------------------------------|-------------------|----------|----|
| SPOLU+ PIRSTAN | 115,082 | 5.379574 | 5 |
| ANO 2011 | 74,113 | 3.464455 | 3 |
| SPD | 24,729 | 1.155971 | 1 |
| Platné hlasy | 213,924 | | |
| Hareova kvóta | 21,392.40 | | |
| Jihočeský kraj | 13 mandátů | | |
| SPOLU+ PIRSTAN | 143,055 | 7.077969 | 7 |
| ANO 2011 | 89,509 | 4.42866 | 4 |
| SPD | 30,183 | 1.493372 | 1 |
| Platné hlasy | 262,747 | | |
| Hareova kvóta | 20,211.31 | | |
| Plzeňský kraj | 11 mandátů | | |
| SPOLU+ PIRSTAN | 117,204 | 5.600904 | 5 |
| ANO 2011 | 84,107 | 4.019276 | 4 |
| SPD | 28,874 | 1.379821 | 1 |
| Platné hlasy | 230,185 | | |
| Hareova kvóta | 20,925.91 | | |
| Středočeský kraj | 26 mandátů | | |
| SPOLU+ PIRSTAN | 340,623 | 15.48752 | 15 |
| ANO 2011 | 176,100 | 8.006953 | 8 |
| SPD | 55,105 | 2.505526 | 2 |
| Platné hlasy | 571,828 | | |
| Hareova kvóta | 21,993.38 | | |
| kraj Hlavní město Praha | 23 mandátů | | |
| SPOLU+ PIRSTAN | 393,190 | 17.01042 | 17 |
| ANO 2011 | 109,588 | 4.741062 | 4 |
| SPD | 28,859 | 1.248515 | 1 |
| Platné hlasy | 531,637 | | |

| | |
|---------------|-----------|
| Hareova kvóta | 23,114.65 |
|---------------|-----------|

| | |
|---------------|------------|
| 2. skrutinium | 17 mandátů |
|---------------|------------|

| | | | |
|----------------|---------|----------|---|
| SPOLU+ PIRSTAN | 113,211 | 5.333619 | 5 |
| ANO 2011 | 118,181 | 5.567768 | 5 |
| SPD | 129,449 | 6.098613 | 6 |
| Platné hlasy | 360,841 | | |
| Hareova kvóta | 21,226 | | |

Získané mandáty

| | |
|----------------|------------|
| SPOLU+ PIRSTAN | 108 |
| ANO 2011 | 68 |
| SPD | 24 |
| Celkem | 200 |

| | Zbytek hlasů | Mandáty pro 2. skrutinium | 2 |
|---------|--------------|---------------------------|---|
| 20922.2 | 5,433 | | |
| 41844.4 | 1,237 | | |
| 0 | 18,546 | | |
| 0 | 16,629 | | |

| | Zbytek hlasů | Mandáty pro 2. skrutinium | 1 |
|----------|--------------|---------------------------|---|
| 65669.57 | 8,895 | | |
| 131339.1 | 2,983 | | |
| 43779.71 | 9,017 | | |
| 43779.71 | 994 | | |

| | Zbytek hlasů | Mandáty pro 2. skrutinium | 1 |
|----------|--------------|---------------------------|---|
| 45428.25 | 5,036 | | |
| 45428.25 | 14,087 | | |
| 45428.25 | 1,922 | | |
| 22714.13 | 1,670 | | |

| | Zbytek hlasů | Mandáty pro 2. skrutinium | 2 |
|----------|--------------|---------------------------|---|
| 64047.55 | 20,118 | | |

| | |
|----------|--------|
| 64047.55 | 15,415 |
| 42698.36 | 1,853 |
| 21349.18 | 5,312 |

| | | |
|--------------|---------------------------|---|
| Zbytek hlasů | Mandáty pro 2. skrutinium | 2 |
|--------------|---------------------------|---|

| | |
|-------|--------|
| 64806 | 13,357 |
| 64806 | 8,750 |
| 21602 | 17,026 |
| 21602 | 4,071 |

| | | |
|--------------|---------------------------|---|
| Zbytek hlasů | Mandáty pro 2. skrutinium | 3 |
|--------------|---------------------------|---|

| | |
|----------|--------|
| 64078 | 15,637 |
| 85437.33 | 11,277 |
| 21359.33 | 18,765 |
| 21359.33 | 18,400 |

| | | |
|--------------|---------------------------|---|
| Zbytek hlasů | Mandáty pro 2. skrutinium | 2 |
|--------------|---------------------------|---|

| | |
|----------|--------|
| 103008.2 | 16,449 |
| 185414.7 | 9,761 |
| 61804.91 | 2,607 |
| 61804.91 | 12,386 |

| | | |
|--------------|---------------------------|---|
| Zbytek hlasů | Mandáty pro 2. skrutinium | 1 |
|--------------|---------------------------|---|

| | |
|----------|-------|
| 83110.67 | 3,908 |
| 83110.67 | 1,423 |
| 41555.33 | 562 |

20777.67

14,884

Zbytek hlasů

Mandáty pro 2. skrutinium

2

171439

16,058

150009.1

8,353

85719.48

2,882

42859.74

15,567

Zbytek hlasů

Mandáty pro 2. skrutinium

2

64177.2

13,454

64177.2

9,936

21392.4

16,059

21392.4

3,337

Zbytek hlasů

Mandáty pro 2. skrutinium

2

80845.23

16,853

80845.23

8,664

40422.62

4,934

20211.31

9,972

Zbytek hlasů

Mandáty pro 2. skrutinium

2

62777.73

14,216

83703.64

403

20925.91

19,284

20925.91

7,948

| | Zbytek hlasů | Mandáty pro 2. skrutinium | 1 |
|----------|--------------|---------------------------|---|
| 197940.5 | 5,151 | | |
| 175947.1 | 153 | | |
| 131960.3 | 5,572 | | |
| 43986.77 | 11,118 | | |

| | Zbytek hlasů | Mandáty pro 2. skrutinium | 2 |
|----------|--------------|---------------------------|---|
| 231146.5 | 19,943 | | |
| 92458.61 | 17,129 | | |
| 138687.9 | 3,412 | | |
| 23114.65 | 5,744 | | |

8
5
6
6

| | | Zbytek hlasů | Mandáty pro 2. skrutinium |
|----------|---------|--------------|---------------------------|
| 0.259667 | 20922.2 | 5,433 | |
| 0.853906 | 41844.4 | 17,866 | |
| 0.886427 | 0 | 18,546 | |

| | | Zbytek hlasů | Mandáty pro 2. skrutinium |
|----------|-------------|--------------|---------------------------|
| 0.406372 | 65669.57143 | 8,895 | |
| 0.181689 | 175118.8571 | 3,977 | |
| 0.411939 | 43779.71429 | 9,017 | |

| | | Zbytek hlasů | Mandáty pro 2. skrutinium |
|----------|-----------|--------------|---------------------------|
| 0.221701 | 45428.25 | 5,036 | |
| 0.693693 | 68142.375 | 15,757 | |
| 0.084606 | 45428.25 | 1,922 | |

| | | Zbytek hlasů | Mandáty pro 2. skrutinium |
|----------|-------------|--------------|---------------------------|
| 0.942352 | 64047.54545 | 20,118 | |
| 0.97087 | 85396.72727 | 20,727 | |
| 0.086778 | 42698.36364 | 1,853 | |

| | | Zbytek hlasů | Mandáty pro 2. skrutinium |
|----------|-------|--------------|---------------------------|
| 0.618322 | 64806 | 13,357 | |
| 0.59351 | 86408 | 12,821 | |
| 0.788168 | 21602 | 17,026 | |

| | | Zbytek hlasů | Mandáty pro 2. skrutinium |
|----------|-------------|--------------|---------------------------|
| 0.732092 | 64078 | 15,637 | |
| 0.389385 | 128156 | 8,317 | |
| 0.878523 | 21359.33333 | 18,765 | |

| | | Zbytek hlasů | Mandáty pro 2. skrutinium |
|----------|-------------|--------------|---------------------------|
| 0.798423 | 103008.1818 | 16,449 | |
| 0.075029 | 267821.2727 | 1,546 | |
| 0.126548 | 61804.90909 | 2,607 | |

| | | Zbytek hlasů | Mandáty pro 2. skrutinium |
|----------|-------------|--------------|---------------------------|
| 0.188103 | 83110.66667 | 3,908 | |
| 0.784865 | 103888.3333 | 16,308 | |
| 0.027032 | 41555.33333 | 562 | |

Zbytek hlasů Mandáty pro 2. skrutinium

| | | |
|----------|-------------|--------|
| 0.74933 | 171438.9565 | 16,058 |
| 0.116207 | 214298.6957 | 2,490 |
| 0.134463 | 85719.47826 | 2,882 |

Zbytek hlasů Mandáty pro 2. skrutinium

| | | |
|----------|---------|--------|
| 0.628906 | 64177.2 | 13,454 |
| 0.620426 | 85569.6 | 13,272 |
| 0.750668 | 21392.4 | 16,059 |

Zbytek hlasů Mandáty pro 2. skrutinium

| | | |
|----------|-------------|--------|
| 0.833829 | 80845.23077 | 16,853 |
| 0.922031 | 101056.5385 | 18,635 |
| 0.24414 | 40422.61538 | 4,934 |

Zbytek hlasů Mandáty pro 2. skrutinium

| | | |
|----------|-------------|--------|
| 0.679362 | 62777.72727 | 14,216 |
| 0.399096 | 104629.5455 | 8,351 |
| 0.921541 | 20925.90909 | 19,284 |

Zbytek hlasů Mandáty pro 2. skrutinium

| | | |
|----------|-------------|--------|
| 0.234186 | 197940.4615 | 5,151 |
| 0.512479 | 219933.8462 | 11,271 |
| 0.253335 | 131960.3077 | 5,572 |

| | | Zbytek hlasů | Mandáty pro 2. skrutinium |
|----------|-------------|--------------|---------------------------|
| 0.862807 | 231146.5217 | 19,943 | |
| 0.989577 | 115573.2609 | 22,874 | |
| 0.147616 | 138687.913 | 3,412 | |

8
8
6

| | | Zbytek hlasů | Mandáty pro 2. skrutinium |
|----------|---------|--------------|---------------------------|
| 0.146094 | 41844.4 | 3,057 | |
| 0.059105 | 41844.4 | 1,237 | |
| 0.794802 | 0 | 16,629 | |

| | | Zbytek hlasů | Mandáty pro 2. skrutinium |
|----------|-------------|--------------|---------------------------|
| 0.818311 | 109449.2857 | 17,913 | |
| 0.136267 | 131339.1429 | 2,983 | |
| 0.045422 | 43779.71429 | 994 | |

| | | Zbytek hlasů | Mandáty pro 2. skrutinium |
|----------|-----------|--------------|---------------------------|
| 0.306307 | 90856.5 | 6,958 | |
| 0.620176 | 45428.25 | 14,087 | |
| 0.073517 | 22714.125 | 1,670 | |

| | | Zbytek hlasů | Mandáty pro 2. skrutinium |
|----------|-------------|--------------|---------------------------|
| 0.02913 | 128095.0909 | 622 | |
| 0.722063 | 64047.54545 | 15,415 | |
| 0.248807 | 21349.18182 | 5,312 | |

| | | Zbytek hlasů | Mandáty pro 2. skrutinium |
|----------|--------|--------------|---------------------------|
| 0.40649 | 108010 | 8,781 | |
| 0.405055 | 64806 | 8,750 | |
| 0.188455 | 21602 | 4,071 | |

| | | Zbytek hlasů | Mandáty pro 2. skrutinium |
|----------|----------|--------------|---------------------------|
| 0.009151 | 119656.5 | 183 | |
| 0.997192 | 59828.25 | 19,887 | |
| 0.993657 | 19942.75 | 19,816 | |

| | | Zbytek hlasů | Mandáty pro 2. skrutinium |
|----------|-------------|--------------|---------------------------|
| 0.924971 | 164813.0909 | 19,056 | |
| 0.473811 | 185414.7273 | 9,761 | |
| 0.601219 | 61804.90909 | 12,386 | |

| | | Zbytek hlasů | Mandáty pro 2. skrutinium |
|----------|-------------|--------------|---------------------------|
| 0.215135 | 124666 | 4,470 | |
| 0.068503 | 83110.66667 | 1,423 | |
| 0.716362 | 20777.66667 | 14,884 | |

| | | Zbytek hlasů | Mandáty pro 2. skrutinium |
|----------|-------------|--------------|---------------------------|
| 0.883793 | 257158.4348 | 18,940 | |
| 0.389779 | 150009.087 | 8,353 | |
| 0.726428 | 42859.73913 | 15,567 | |

| | | Zbytek hlasů | Mandáty pro 2. skrutinium |
|--|--|--------------|---------------------------|
|--|--|--------------|---------------------------|

| | | |
|----------|---------|-------|
| 0.379574 | 106962 | 8,120 |
| 0.464455 | 64177.2 | 9,936 |
| 0.155971 | 21392.4 | 3,337 |

Zbytek hlasů Mandáty pro 2. skrutinium

| | | |
|----------|-------------|-------|
| 0.077969 | 141479.1538 | 1,576 |
| 0.42866 | 80845.23077 | 8,664 |
| 0.493372 | 20211.30769 | 9,972 |

Zbytek hlasů Mandáty pro 2. skrutinium

| | | |
|----------|-------------|--------|
| 0.600904 | 104629.5455 | 12,574 |
| 0.019276 | 83703.63636 | 403 |
| 0.379821 | 20925.90909 | 7,948 |

Zbytek hlasů Mandáty pro 2. skrutinium

| | | |
|----------|-------------|--------|
| 0.487521 | 329900.7692 | 10,722 |
| 0.006953 | 175947.0769 | 153 |
| 0.505526 | 43986.76923 | 11,118 |

Zbytek hlasů Mandáty pro 2. skrutinium

| | | |
|----------|-------------|--------|
| 0.010423 | 392949.087 | 241 |
| 0.741062 | 92458.6087 | 17,129 |
| 0.248515 | 23114.65217 | 5,744 |

5
6
6

2

1

1

2

2

2

1

1

1

2

2

2

1

1

1

1

1

1

2

2

1

2

1

1

1

1

1

| Karlovarský kraj | | 5 mandátů | | |
|--------------------------------|---------|-----------|---|----------|
| SPOLU – ODS, KDU-ČSL, TOP 09 | 26,355 | 1.136109 | 1 | 0.136109 |
| ANO 2011 | 43,081 | 1.857132 | 1 | 0.857132 |
| PIRÁTI a STAROSTOVÉ | 18,546 | 0.799479 | 0 | 0.799479 |
| Svoboda a př. demokracie (SPD) | 16,629 | 0.716841 | 0 | 0.716841 |
| PŘÍSAHA Roberta Šlachty | 6,447 | 0.277917 | 0 | 0.277917 |
| Česká str.sociálně demokrat. | 4,930 | 0.212522 | 0 | 0.212522 |
| Platné hlasy | 115,988 | | | |
| Hareova kvóta | 23197.6 | | | |

| Ústecký kraj | | 14 mandátů | | |
|--------------------------------|-------------|------------|---|----------|
| SPOLU – ODS, KDU-ČSL, TOP 09 | 74,565 | 3.11641 | 3 | 0.11641 |
| ANO 2011 | 134,322 | 5.613926 | 5 | 0.613926 |
| PIRÁTI a STAROSTOVÉ | 52,797 | 2.206626 | 2 | 0.206626 |
| Svoboda a př. demokracie (SPD) | 44,774 | 1.871309 | 1 | 0.871309 |
| PŘÍSAHA Roberta Šlachty | 16,452 | 0.687604 | 0 | 0.687604 |
| Česká str.sociálně demokrat. | 12,062 | 0.504126 | 0 | 0.504126 |
| Platné hlasy | 334,972 | | | |
| Hareova kvóta | 23926.57143 | | | |

| Liberecký kraj | | 8 mandátů | | |
|--------------------------------|--------|-----------|---|----------|
| SPOLU – ODS, KDU-ČSL, TOP 09 | 50,464 | 2.029091 | 2 | 0.029091 |
| ANO 2011 | 59,515 | 2.39302 | 2 | 0.39302 |
| PIRÁTI a STAROSTOVÉ | 47,350 | 1.903881 | 1 | 0.903881 |
| Svoboda a př. demokracie (SPD) | 24,384 | 0.980449 | 0 | 0.980449 |
| PŘÍSAHA Roberta Šlachty | 9,524 | 0.382947 | 0 | 0.382947 |
| Česká str.sociálně demokrat. | 7,725 | 0.310612 | 0 | 0.310612 |

| | |
|---------------|----------|
| Platné hlasy | 198,962 |
| Hareova kvóta | 24870.25 |

Královehradecký kraj 11 mandátů

| | | | | |
|--------------------------------|--------|----------|---|----------|
| SPOLU – ODS, KDU-ČSL, TOP 09 | 84,166 | 3.516173 | 3 | 0.516173 |
| ANO 2011 | 79,463 | 3.319698 | 3 | 0.319698 |
| PIRÁTI a STAROSTOVÉ | 44,551 | 1.861191 | 1 | 0.861191 |
| Svoboda a př. demokracie (SPD) | 26,661 | 1.113807 | 1 | 0.113807 |
| PŘÍSAHA Roberta Šlachty | 13,930 | 0.581949 | 0 | 0.581949 |
| Česká str.sociálně demokrat. | 14,534 | 0.607182 | 0 | 0.607182 |

| | |
|---------------|-------------|
| Platné hlasy | 263,305 |
| Hareova kvóta | 23936.81818 |

Pardubický kraj 10 mandátů

| | | | | |
|--------------------------------|--------|----------|---|----------|
| SPOLU – ODS, KDU-ČSL, TOP 09 | 78,163 | 3.210876 | 3 | 0.210876 |
| ANO 2011 | 73,556 | 3.021624 | 3 | 0.021624 |
| PIRÁTI a STAROSTOVÉ | 38,628 | 1.586809 | 1 | 0.586809 |
| Svoboda a př. demokracie (SPD) | 25,673 | 1.054627 | 1 | 0.054627 |
| PŘÍSAHA Roberta Šlachty | 13,569 | 0.557404 | 0 | 0.557404 |
| Česká str.sociálně demokrat. | 13,843 | 0.56866 | 0 | 0.56866 |

| | |
|---------------|---------|
| Platné hlasy | 243,432 |
| Hareova kvóta | 24343.2 |

Olomoucký kraj 12 mandátů

| | | | | |
|--------------------------------|--------|----------|---|----------|
| SPOLU – ODS, KDU-ČSL, TOP 09 | 79,715 | 3.341052 | 3 | 0.341052 |
| ANO 2011 | 96,714 | 4.053522 | 4 | 0.053522 |
| PIRÁTI a STAROSTOVÉ | 40,124 | 1.681696 | 1 | 0.681696 |
| Svoboda a př. demokracie (SPD) | 39,759 | 1.666398 | 1 | 0.666398 |
| PŘÍSAHA Roberta Šlachty | 15,257 | 0.639458 | 0 | 0.639458 |
| Česká str.sociálně demokrat. | 14,742 | 0.617874 | 0 | 0.617874 |

| | |
|---------------|----------|
| Platné hlasy | 286,311 |
| Hareova kvóta | 23859.25 |

Moravskoslezský kraj 22 mandátů

| | | | | |
|--------------------------------|---------|----------|---|----------|
| SPOLU – ODS, KDU-ČSL, TOP 09 | 119,457 | 5.12522 | 5 | 0.12522 |
| ANO 2011 | 195,176 | 8.373892 | 8 | 0.373892 |
| PIRÁTI a STAROSTOVÉ | 64,412 | 2.763552 | 2 | 0.763552 |
| Svoboda a př. demokracie (SPD) | 74,191 | 3.183114 | 3 | 0.183114 |
| PŘÍSAHA Roberta Šlachty | 28,164 | 1.208357 | 1 | 0.208357 |
| Česká str.sociálně demokrat. | 31,369 | 1.345865 | 1 | 0.345865 |

Platné hlasy 512,769
Hareova kvóta 23307.68182

Zlínský kraj 12 mandátů

| | | | | |
|--------------------------------|--------|----------|---|----------|
| SPOLU – ODS, KDU-ČSL, TOP 09 | 87,019 | 3.757027 | 3 | 0.757027 |
| ANO 2011 | 84,534 | 3.649737 | 3 | 0.649737 |
| PIRÁTI a STAROSTOVÉ | 42,117 | 1.818392 | 1 | 0.818392 |
| Svoboda a př. demokracie (SPD) | 35,662 | 1.539699 | 1 | 0.539699 |
| PŘÍSAHA Roberta Šlachty | 13,270 | 0.572929 | 0 | 0.572929 |
| Česká str.sociálně demokrat. | 15,338 | 0.662215 | 0 | 0.662215 |

Platné hlasy 277,940
Hareova kvóta 23161.66667

Jihomoravský kraj 23 mandátů

| | | | | |
|--------------------------------|---------|----------|---|----------|
| SPOLU – ODS, KDU-ČSL, TOP 09 | 187,497 | 7.725851 | 7 | 0.725851 |
| ANO 2011 | 158,362 | 6.525338 | 6 | 0.525338 |
| PIRÁTI a STAROSTOVÉ | 88,601 | 3.650822 | 3 | 0.650822 |
| Svoboda a př. demokracie (SPD) | 58,427 | 2.407496 | 2 | 0.407496 |
| PŘÍSAHA Roberta Šlachty | 37,740 | 1.555084 | 1 | 0.555084 |
| Česká str.sociálně demokrat. | 27,555 | 1.135409 | 1 | 0.135409 |

Platné hlasy 558,182
Hareova kvóta 24268.78261

kraj Vysočina 10 mandátů

| | | | | |
|--------------------------------|--------|----------|---|----------|
| SPOLU – ODS, KDU-ČSL, TOP 09 | 77,631 | 3.148105 | 3 | 0.148105 |
| ANO 2011 | 74,113 | 3.005442 | 3 | 0.005442 |
| PIRÁTI a STAROSTOVÉ | 37,451 | 1.518719 | 1 | 0.518719 |
| Svoboda a př. demokracie (SPD) | 24,729 | 1.002814 | 1 | 0.002814 |
| PŘÍSAHA Roberta Šlachty | 14,504 | 0.588169 | 0 | 0.588169 |
| Česká str.sociálně demokrat. | 18,168 | 0.736752 | 0 | 0.736752 |

Platné hlasy 246,596

Hareova kvóta 24659.6

Jihočeský kraj 13 mandátů

| | | | | |
|--------------------------------|--------|----------|---|----------|
| SPOLU – ODS, KDU-ČSL, TOP 09 | 97,698 | 4.287662 | 4 | 0.287662 |
| ANO 2011 | 89,509 | 3.928272 | 3 | 0.928272 |
| PIRÁTI a STAROSTOVÉ | 45,357 | 1.990578 | 1 | 0.990578 |
| Svoboda a př. demokracie (SPD) | 30,183 | 1.324638 | 1 | 0.324638 |
| PŘÍSAHA Roberta Šlachty | 15,165 | 0.665545 | 0 | 0.665545 |
| Česká str.sociálně demokrat. | 18,304 | 0.803306 | 0 | 0.803306 |

Platné hlasy 296,216
Hareova kvóta 22785.84615

Plzeňský kraj 11 mandátů

| | | | | |
|--------------------------------|--------|----------|---|----------|
| SPOLU – ODS, KDU-ČSL, TOP 09 | 76,994 | 3.278293 | 3 | 0.278293 |
| ANO 2011 | 84,107 | 3.581155 | 3 | 0.581155 |
| PIRÁTI a STAROSTOVÉ | 40,210 | 1.712084 | 1 | 0.712084 |
| Svoboda a př. demokracie (SPD) | 28,874 | 1.229413 | 1 | 0.229413 |
| PŘÍSAHA Roberta Šlachty | 13,695 | 0.583113 | 0 | 0.583113 |
| Česká str.sociálně demokrat. | 14,466 | 0.615941 | 0 | 0.615941 |

Platné hlasy 258,346
Hareova kvóta 23486

Středočeský kraj 26 mandátů

| | | | | |
|--------------------------------|---------|----------|---|----------|
| SPOLU – ODS, KDU-ČSL, TOP 09 | 203,091 | 8.29594 | 8 | 0.29594 |
| ANO 2011 | 176,100 | 7.193401 | 7 | 0.193401 |
| PIRÁTI a STAROSTOVÉ | 137,532 | 5.617961 | 5 | 0.617961 |
| Svoboda a př. demokracie (SPD) | 55,105 | 2.250951 | 2 | 0.250951 |
| PŘÍSAHA Roberta Šlachty | 32,427 | 1.324591 | 1 | 0.324591 |
| Česká str.sociálně demokrat. | 32,245 | 1.317156 | 1 | 0.317156 |

Platné hlasy 636,500
Hareova kvóta 24480.76923

kraj Hlavní město Praha 23 mandátů

| | | | | |
|------------------------------|---------|----------|---|----------|
| SPOLU – ODS, KDU-ČSL, TOP 09 | 251,090 | 9.988516 | 9 | 0.988516 |
| ANO 2011 | 109,588 | 4.359478 | 4 | 0.359478 |

| | | | | |
|--------------------------------|-------------|----------|---|----------|
| PIRÁTI a STAROSTOVÉ | 142,100 | 5.652826 | 5 | 0.652826 |
| Svoboda a př. demokracie (SPD) | 28,859 | 1.148029 | 1 | 0.148029 |
| PŘÍSAHA Roberta Šlachty | 21,418 | 0.852021 | 0 | 0.852021 |
| Česká str.sociálně demokrat. | 25,116 | 0.99913 | 0 | 0.99913 |
| Platné hlasy | 578,171 | | | |
| Hareova kvóta | 25137.86957 | | | |

2. skrutinium 41 mandátů

| | | | | |
|--------------------------------|-------------|----------|---|----|
| SPOLU – ODS, KDU-ČSL, TOP 09 | 119,197 | 4.98398 | 4 | 5 |
| ANO 2011 | 139,022 | 5.812891 | 5 | 6 |
| PIRÁTI a STAROSTOVÉ | 233,305 | 9.75516 | 9 | 10 |
| Svoboda a př. demokracie (SPD) | 131,191 | 5.485471 | 5 | 5 |
| PŘÍSAHA Roberta Šlachty | 179,505 | 7.505606 | 7 | 8 |
| Česká str.sociálně demokrat. | 178,340 | 7.456894 | 7 | 7 |
| Platné hlasy | 980,560 | | | |
| Hareova kvóta | 23916.09386 | | | |

Získané mandáty

| | |
|--------------------------------|-----|
| SPOLU – ODS, KDU-ČSL, TOP 09 | 62 |
| ANO 2011 | 61 |
| PIRÁTI a STAROSTOVÉ | 35 |
| Svoboda a př. demokracie (SPD) | 21 |
| PŘÍSAHA Roberta Šlachty | 11 |
| Česká str.sociálně demokrat. | 10 |
| Celkem | 200 |

| | Zbytek hlasů | Mandáty pro 2. skrutinium | 3 |
|---------|--------------|---------------------------|---|
| 23197.6 | 3,157 | | |
| 23197.6 | 19,883 | | |
| 0 | 18,546 | | |
| 0 | 16,629 | | |
| 0 | 6,447 | | |
| 0 | 4,930 | | |

| | Zbytek hlasů | Mandáty pro 2. skrutinium | 3 |
|----------|--------------|---------------------------|---|
| 71779.71 | 2,785 | | |
| 119632.9 | 14,689 | | |
| 47853.14 | 4,944 | | |
| 23926.57 | 20,847 | | |
| 0 | 16,452 | | |
| 0 | 12,062 | | |

| | Zbytek hlasů | Mandáty pro 2. skrutinium | 3 |
|----------|--------------|---------------------------|---|
| 49740.5 | 724 | | |
| 49740.5 | 9,775 | | |
| 24870.25 | 22,480 | | |
| 0 | 24,384 | | |
| 0 | 9,524 | | |
| 0 | 7,725 | | |

| | Zbytek hlasů | Mandáty pro 2. skrutinium | 3 |
|----------|--------------|---------------------------|---|
| 71810.45 | 12,356 | | |
| 71810.45 | 7,653 | | |
| 23936.82 | 20,614 | | |
| 23936.82 | 2,724 | | |
| 0 | 13,930 | | |
| 0 | 14,534 | | |

| | Zbytek hlasů | Mandáty pro 2. skrutinium | 2 |
|---------|--------------|---------------------------|---|
| 73029.6 | 5,133 | | |
| 73029.6 | 526 | | |
| 24343.2 | 14,285 | | |
| 24343.2 | 1,330 | | |
| 0 | 13,569 | | |
| 0 | 13,843 | | |

| | Zbytek hlasů | Mandáty pro 2. skrutinium | 3 |
|----------|--------------|---------------------------|---|
| 71577.75 | 8,137 | | |
| 95437 | 1,277 | | |
| 23859.25 | 16,265 | | |
| 23859.25 | 15,900 | | |
| 0 | 15,257 | | |
| 0 | 14,742 | | |

| | Zbytek hlasů | Mandáty pro 2. skrutinium | 2 |
|--|--------------|---------------------------|---|
|--|--------------|---------------------------|---|

| | |
|----------|--------|
| 116538.4 | 2,919 |
| 186461.5 | 8,715 |
| 46615.36 | 17,797 |
| 69923.05 | 4,268 |
| 23307.68 | 4,856 |
| 23307.68 | 8,061 |

Zbytek hlasů Mandáty pro 2. skrutinium 4

| | |
|----------|--------|
| 69485 | 17,534 |
| 69485 | 15,049 |
| 23161.67 | 18,955 |
| 23161.67 | 12,500 |
| 0 | 13,270 |
| 0 | 15,338 |

Zbytek hlasů Mandáty pro 2. skrutinium 3

| | |
|----------|--------|
| 169881.5 | 17,616 |
| 145612.7 | 12,749 |
| 72806.35 | 15,795 |
| 48537.57 | 9,889 |
| 24268.78 | 13,471 |
| 24268.78 | 3,286 |

Zbytek hlasů Mandáty pro 2. skrutinium 2

| | |
|---------|--------|
| 73978.8 | 3,652 |
| 73978.8 | 134 |
| 24659.6 | 12,791 |
| 24659.6 | 69 |
| 0 | 14,504 |
| 0 | 18,168 |

| | Zbytek hlasů | Mandáty pro 2. skrutinium | 4 |
|----------|--------------|---------------------------|---|
| 91143.38 | 6,555 | | |
| 68357.54 | 21,151 | | |
| 22785.85 | 22,571 | | |
| 22785.85 | 7,397 | | |
| 0 | 15,165 | | |
| 0 | 18,304 | | |

| | Zbytek hlasů | Mandáty pro 2. skrutinium | 3 |
|-------|--------------|---------------------------|---|
| 70458 | 6,536 | | |
| 70458 | 13,649 | | |
| 23486 | 16,724 | | |
| 23486 | 5,388 | | |
| 0 | 13,695 | | |
| 0 | 14,466 | | |

| | Zbytek hlasů | Mandáty pro 2. skrutinium | 2 |
|----------|--------------|---------------------------|---|
| 195846.2 | 7,245 | | |
| 171365.4 | 4,735 | | |
| 122403.8 | 15,128 | | |
| 48961.54 | 6,143 | | |
| 24480.77 | 7,946 | | |
| 24480.77 | 7,764 | | |

| | Zbytek hlasů | Mandáty pro 2. skrutinium | 4 |
|----------|--------------|---------------------------|---|
| 226240.8 | 24,849 | | |
| 100551.5 | 9,037 | | |

| | |
|----------|--------|
| 125689.3 | 16,411 |
| 25137.87 | 3,721 |
| 0 | 21,418 |
| 0 | 25,116 |

| | | | |
|--------------------------------|------------------|----------|---|
| Karlovarský kraj | 5 mandátů | | |
| SPOLU – ODS, KDU-ČSL, TOP 09 | 26,355 | 1.5116 | 1 |
| ANO 2011 | 43,081 | 2.470926 | 2 |
| PIRÁTI a STAROSTOVÉ | 18,546 | 1.063712 | 1 |
| Svoboda a př. demokracie (SPD) | 16,629 | 0.953762 | 0 |
| Platné hlasy | 104,611 | | |
| Hagenbach- Bischoffova kvóta | 17435.16667 | | |

| | | | |
|--------------------------------|-------------------|----------|---|
| Ústecký kraj | 14 mandátů | | |
| SPOLU – ODS, KDU-ČSL, TOP 09 | 74,565 | 3.649684 | 3 |
| ANO 2011 | 134,322 | 6.574571 | 6 |
| PIRÁTI a STAROSTOVÉ | 52,797 | 2.58422 | 2 |
| Svoboda a př. demokracie (SPD) | 44,774 | 2.191524 | 2 |
| Platné hlasy | 306,458 | | |
| Hagenbach- Bischoffova kvóta | 20430.53333 | | |

| | | | |
|--------------------------------|------------------|----------|---|
| Liberecký kraj | 8 mandátů | | |
| SPOLU – ODS, KDU-ČSL, TOP 09 | 50,464 | 2.499414 | 2 |
| ANO 2011 | 59,515 | 2.947698 | 2 |
| PIRÁTI a STAROSTOVÉ | 47,350 | 2.345182 | 2 |
| Svoboda a př. demokracie (SPD) | 24,384 | 1.207707 | 1 |
| Platné hlasy | 181,713 | | |
| Hagenbach- Bischoffova kvóta | 20190.33333 | | |

| | | | |
|------------------------------|-------------------|----------|---|
| Královehradecký kraj | 11 mandátů | | |
| SPOLU – ODS, KDU-ČSL, TOP 09 | 84,166 | 4.300748 | 4 |

| | | | |
|--------------------------------|--------|----------|---|
| ANO 2011 | 79,463 | 4.060432 | 4 |
| PIRÁTI a STAROSTOVÉ | 44,551 | 2.276485 | 2 |
| Svoboda a př. demokracie (SPD) | 26,661 | 1.362335 | 1 |

| | | | |
|------------------------------|-------------|--|--|
| Platné hlasy | 234,841 | | |
| Hagenbach- Bischoffova kvóta | 19570.08333 | | |

Pardubický kraj 10 mandátů

| | | | |
|--------------------------------|--------|----------|---|
| SPOLU – ODS, KDU-ČSL, TOP 09 | 78,163 | 3.980155 | 3 |
| ANO 2011 | 73,556 | 3.745561 | 3 |
| PIRÁTI a STAROSTOVÉ | 38,628 | 1.966985 | 1 |
| Svoboda a př. demokracie (SPD) | 25,673 | 1.3073 | 1 |

| | | | |
|------------------------------|-------------|--|--|
| Platné hlasy | 216,020 | | |
| Hagenbach- Bischoffova kvóta | 19638.18182 | | |

Olomoucký kraj 12 mandátů

| | | | |
|--------------------------------|--------|----------|---|
| SPOLU – ODS, KDU-ČSL, TOP 09 | 79,715 | 4.0431 | 4 |
| ANO 2011 | 96,714 | 4.90528 | 4 |
| PIRÁTI a STAROSTOVÉ | 40,124 | 2.035067 | 2 |
| Svoboda a př. demokracie (SPD) | 39,759 | 2.016554 | 2 |

| | | | |
|------------------------------|-------------|--|--|
| Platné hlasy | 256,312 | | |
| Hagenbach- Bischoffova kvóta | 19716.30769 | | |

Moravskoslezský kraj 22 mandátů

| | | | |
|--------------------------------|---------|----------|---|
| SPOLU – ODS, KDU-ČSL, TOP 09 | 119,457 | 6.061988 | 6 |
| ANO 2011 | 195,176 | 9.904438 | 9 |
| PIRÁTI a STAROSTOVÉ | 64,412 | 3.268664 | 3 |
| Svoboda a př. demokracie (SPD) | 74,191 | 3.764911 | 3 |

| | | | |
|------------------------------|-------------|--|--|
| Platné hlasy | 453,236 | | |
| Hagenbach- Bischoffova kvóta | 19705.91304 | | |

Zlínský kraj 12 mandátů

| | | | |
|------------------------------|--------|----------|---|
| SPOLU – ODS, KDU-ČSL, TOP 09 | 87,019 | 4.537111 | 4 |
| ANO 2011 | 84,534 | 4.407545 | 4 |
| PIRÁTI a STAROSTOVÉ | 42,117 | 2.195952 | 2 |

| | | | |
|--------------------------------|-------------------|----------|---|
| Svoboda a př. demokracie (SPD) | 35,662 | 1.859392 | 1 |
| Platné hlasy | 249,332 | | |
| Hagenbach- Bischoffova kvóta | 19179.38462 | | |
| Jihomoravský kraj | 23 mandátů | | |
| SPOLU – ODS, KDU-ČSL, TOP 09 | 187,497 | 9.129736 | 9 |
| ANO 2011 | 158,362 | 7.711074 | 7 |
| PIRÁTI a STAROSTOVÉ | 88,601 | 4.314222 | 4 |
| Svoboda a př. demokracie (SPD) | 58,427 | 2.844969 | 2 |
| Platné hlasy | 492,887 | | |
| Hagenbach- Bischoffova kvóta | 20536.95833 | | |
| kraj Vysočina | 10 mandátů | | |
| SPOLU – ODS, KDU-ČSL, TOP 09 | 77,631 | 3.991796 | 3 |
| ANO 2011 | 74,113 | 3.8109 | 3 |
| PIRÁTI a STAROSTOVÉ | 37,451 | 1.925735 | 1 |
| Svoboda a př. demokracie (SPD) | 24,729 | 1.271568 | 1 |
| Platné hlasy | 213,924 | | |
| Hagenbach- Bischoffova kvóta | 19447.63636 | | |
| Jihočeský kraj | 13 mandátů | | |
| SPOLU – ODS, KDU-ČSL, TOP 09 | 97,698 | 5.205662 | 5 |
| ANO 2011 | 89,509 | 4.769326 | 4 |
| PIRÁTI a STAROSTOVÉ | 45,357 | 2.416766 | 2 |
| Svoboda a př. demokracie (SPD) | 30,183 | 1.608247 | 1 |
| Platné hlasy | 262,747 | | |
| Hagenbach- Bischoffova kvóta | 18767.64286 | | |
| Plzeňský kraj | 11 mandátů | | |
| SPOLU – ODS, KDU-ČSL, TOP 09 | 76,994 | 4.01385 | 4 |
| ANO 2011 | 84,107 | 4.384665 | 4 |
| PIRÁTI a STAROSTOVÉ | 40,210 | 2.096227 | 2 |
| Svoboda a př. demokracie (SPD) | 28,874 | 1.505259 | 1 |

| | |
|------------------------------|-------------|
| Platné hlasy | 230,185 |
| Hagenbach- Bischoffova kvóta | 19182.08333 |

Středočeský kraj 26 mandátů

| | | | |
|--------------------------------|---------|----------|---|
| SPOLU – ODS, KDU-ČSL, TOP 09 | 203,091 | 9.589347 | 9 |
| ANO 2011 | 176,100 | 8.314913 | 8 |
| PIRÁTI a STAROSTOVÉ | 137,532 | 6.493848 | 6 |
| Svoboda a př. demokracie (SPD) | 55,105 | 2.601893 | 2 |

| | |
|------------------------------|-------------|
| Platné hlasy | 571,828 |
| Hagenbach- Bischoffova kvóta | 21178.81481 |

kraj Hlavní město Praha 23 mandátů

| | | | |
|--------------------------------|---------|----------|----|
| SPOLU – ODS, KDU-ČSL, TOP 09 | 251,090 | 11.3351 | 11 |
| ANO 2011 | 109,588 | 4.947195 | 4 |
| PIRÁTI a STAROSTOVÉ | 142,100 | 6.414903 | 6 |
| Svoboda a př. demokracie (SPD) | 28,859 | 1.302799 | 1 |

| | |
|------------------------------|-------------|
| Platné hlasy | 531,637 |
| Hagenbach- Bischoffova kvóta | 22151.54167 |

2. skrutinium 13 mandátů

| | | | |
|--------------------------------|---------|----------|---|
| SPOLU – ODS, KDU-ČSL, TOP 09 | 115,766 | 3.030081 | 3 |
| ANO 2011 | 178,238 | 4.665224 | 4 |
| PIRÁTI a STAROSTOVÉ | 107,935 | 2.825098 | 2 |
| Svoboda a př. demokracie (SPD) | 132,940 | 3.479598 | 3 |

| | |
|------------------------------|-------------|
| Platné hlasy | 534,879 |
| Hagenbach- Bischoffova kvóta | 38205.60759 |

Získané mandáty

| | |
|------------------------------|----|
| SPOLU – ODS, KDU-ČSL, TOP 09 | 71 |
| ANO 2011 | 68 |
| PIRÁTI a STAROSTOVÉ | 39 |

| | |
|--------------------------------|------------|
| Svoboda a př. demokracie (SPD) | 22 |
| Celkem | 200 |

| | | | |
|------------------------------|------------------|----------|---|
| Karlovarský kraj | 5 mandátů | | |
| SPOLU – ODS, KDU-ČSL, TOP 09 | 26,355 | 1.5116 | 1 |
| ANO 2011+ SPD | 59,710 | 3.424688 | 3 |
| PIRÁTI a STAROSTOVÉ | 18,546 | 1.063712 | 1 |
| Platné hlasy | 104,611 | | |
| Hagenbach- Bischoffova kvóta | 17,435.17 | | |

| | | | |
|------------------------------|-------------------|----------|---|
| Ústecký kraj | 14 mandátů | | |
| SPOLU – ODS, KDU-ČSL, TOP 09 | 74,565 | 3.649684 | 3 |
| ANO 2011+ SPD | 179,096 | 8.766095 | 8 |
| PIRÁTI a STAROSTOVÉ | 52,797 | 2.58422 | 2 |
| Platné hlasy | 306,458 | | |
| Hagenbach- Bischoffova kvóta | 20,430.53 | | |

| | | | |
|------------------------------|------------------|----------|---|
| Liberecký kraj | 8 mandátů | | |
| SPOLU – ODS, KDU-ČSL, TOP 09 | 50,464 | 2.499414 | 2 |
| ANO 2011+ SPD | 83,899 | 4.155404 | 4 |
| PIRÁTI a STAROSTOVÉ | 47,350 | 2.345182 | 2 |
| Platné hlasy | 181,713 | | |
| Hagenbach- Bischoffova kvóta | 20,190.33 | | |

| | | | |
|------------------------------|-------------------|----------|---|
| Královehradecký kraj | 11 mandátů | | |
| SPOLU – ODS, KDU-ČSL, TOP 09 | 84,166 | 4.300748 | 4 |
| ANO 2011+ SPD | 106,124 | 5.422767 | 5 |
| PIRÁTI a STAROSTOVÉ | 44,551 | 2.276485 | 2 |
| Platné hlasy | 234,841 | | |

| | | | |
|------------------------------|-------------------|----------|----|
| Hagenbach- Bischoffova kvóta | 19,570.08 | | |
| Pardubický kraj | 10 mandátů | | |
| SPOLU – ODS, KDU-ČSL, TOP 09 | 78,163 | 3.980155 | 3 |
| ANO 2011+ SPD | 99,229 | 5.052861 | 5 |
| PIRÁTI a STAROSTOVÉ | 38,628 | 1.966985 | 1 |
| Platné hlasy | 216,020 | | |
| Hagenbach- Bischoffova kvóta | 19,638.18 | | |
| Olomoucký kraj | 12 mandátů | | |
| SPOLU – ODS, KDU-ČSL, TOP 09 | 79,715 | 4.0431 | 4 |
| ANO 2011+ SPD | 136,473 | 6.921834 | 6 |
| PIRÁTI a STAROSTOVÉ | 40,124 | 2.035067 | 2 |
| Platné hlasy | 256,312 | | |
| Hagenbach- Bischoffova kvóta | 19,716.31 | | |
| Moravskoslezský kraj | 22 mandátů | | |
| SPOLU – ODS, KDU-ČSL, TOP 09 | 119,457 | 6.061988 | 6 |
| ANO 2011+ SPD | 269,367 | 13.66935 | 13 |
| PIRÁTI a STAROSTOVÉ | 64,412 | 3.268664 | 3 |
| Platné hlasy | 453,236 | | |
| Hagenbach- Bischoffova kvóta | 19,705.91 | | |
| Zlínský kraj | 12 mandátů | | |
| SPOLU – ODS, KDU-ČSL, TOP 09 | 87,019 | 4.537111 | 4 |
| ANO 2011+ SPD | 120,196 | 6.266937 | 6 |
| PIRÁTI a STAROSTOVÉ | 42,117 | 2.195952 | 2 |
| Platné hlasy | 249,332 | | |
| Hagenbach- Bischoffova kvóta | 19,179.38 | | |
| Jihomoravský kraj | 23 mandátů | | |

| | | | |
|------------------------------|-----------|----------|----|
| SPOLU – ODS, KDU-ČSL, TOP 09 | 187,497 | 9.129736 | 9 |
| ANO 2011+ SPD | 216,789 | 10.55604 | 10 |
| PIRÁTI a STAROSTOVÉ | 88,601 | 4.314222 | 4 |
| Platné hlasy | 492,887 | | |
| Hagenbach- Bischoffova kvóta | 20,536.96 | | |

kraj Vysočina 10 mandátů

| | | | |
|------------------------------|-----------|----------|---|
| SPOLU – ODS, KDU-ČSL, TOP 09 | 77,631 | 3.991796 | 3 |
| ANO 2011+ SPD | 98,842 | 5.082469 | 5 |
| PIRÁTI a STAROSTOVÉ | 37,451 | 1.925735 | 1 |
| Platné hlasy | 213,924 | | |
| Hagenbach- Bischoffova kvóta | 19,447.64 | | |

Jihočeský kraj 13 mandátů

| | | | |
|------------------------------|-----------|----------|---|
| SPOLU – ODS, KDU-ČSL, TOP 09 | 97,698 | 5.205662 | 5 |
| ANO 2011+ SPD | 119,692 | 6.377572 | 6 |
| PIRÁTI a STAROSTOVÉ | 45,357 | 2.416766 | 2 |
| Platné hlasy | 262,747 | | |
| Hagenbach- Bischoffova kvóta | 18,767.64 | | |

Plzeňský kraj 11 mandátů

| | | | |
|------------------------------|-----------|----------|---|
| SPOLU – ODS, KDU-ČSL, TOP 09 | 76,994 | 4.01385 | 4 |
| ANO 2011+ SPD | 112,981 | 5.889923 | 5 |
| PIRÁTI a STAROSTOVÉ | 40,210 | 2.096227 | 2 |
| Platné hlasy | 230,185 | | |
| Hagenbach- Bischoffova kvóta | 19,182.08 | | |

Středočeský kraj 26 mandátů

| | | | |
|------------------------------|-----------|----------|----|
| SPOLU – ODS, KDU-ČSL, TOP 09 | 203,091 | 9.589347 | 9 |
| ANO 2011+ SPD | 231,205 | 10.91681 | 10 |
| PIRÁTI a STAROSTOVÉ | 137,532 | 6.493848 | 6 |
| Platné hlasy | 571,828 | | |
| Hagenbach- Bischoffova kvóta | 21,178.81 | | |

| | | | |
|------------------------------|------------|----------|----|
| kraj Hlavní město Praha | 23 mandátů | | |
| SPOLU – ODS, KDU-ČSL, TOP 09 | 251,090 | 11.3351 | 11 |
| ANO 2011+ SPD | 138,447 | 6.249994 | 6 |
| PIRÁTI a STAROSTOVÉ | 142,100 | 6.414903 | 6 |
| Platné hlasy | 531,637 | | |
| Hagenbach- Bischoffova kvóta | 22,151.54 | | |

| | | | |
|------------------------------|-----------|----------|---|
| 2. skrutinium | 4 mandáty | | |
| SPOLU – ODS, KDU-ČSL, TOP 09 | 115,766 | 1.617632 | 1 |
| ANO 2011+ SPD | 134,125 | 1.874168 | 1 |
| PIRÁTI a STAROSTOVÉ | 107,935 | 1.5082 | 1 |
| Platné hlasy | 357,826 | | |
| Hagenbach- Bischoffova kvóta | 71,565 | | |

Získané mandáty

| | |
|------------------------------|------------|
| SPOLU – ODS, KDU-ČSL, TOP 09 | 69 |
| ANO 2011+ SPD | 94 |
| PIRÁTI a STAROSTOVÉ | 37 |
| Celkem | 200 |

| | | | |
|------------------------------|-------------------|----------|---|
| Karlovarský kraj | 5 mandátů | | |
| SPOLU+ PIRSTAN | 44,901 | 2.575312 | 2 |
| ANO 2011 | 43,081 | 2.470926 | 2 |
| SPD | 16,629 | 0.953762 | 0 |
| Platné hlasy | 104,611 | | |
| Hagenbach- Bischoffova kvóta | 17,435.17 | | |
| | | | |
| Ústecký kraj | 14 mandátů | | |
| SPOLU+ PIRSTAN | 127,362 | 6.233905 | 6 |
| ANO 2011 | 134,322 | 6.574571 | 6 |
| SPD | 44,774 | 2.191524 | 2 |
| Platné hlasy | 306,458 | | |
| Hagenbach- Bischoffova kvóta | 20,430.53 | | |
| | | | |
| Liberecký kraj | 8 mandátů | | |
| SPOLU+ PIRSTAN | 97,814 | 4.844596 | 4 |
| ANO 2011 | 59,515 | 2.947698 | 2 |
| SPD | 24,384 | 1.207707 | 1 |
| Platné hlasy | 181,713 | | |
| Hagenbach- Bischoffova kvóta | 20,190.33 | | |
| | | | |
| Královehradecký kraj | 11 mandátů | | |
| SPOLU+ PIRSTAN | 128,717 | 6.577233 | 6 |
| ANO 2011 | 79,463 | 4.060432 | 4 |
| SPD | 26,661 | 1.362335 | 1 |
| Platné hlasy | 234,841 | | |
| Hagenbach- Bischoffova kvóta | 19,570.08 | | |
| | | | |
| Pardubický kraj | 10 mandátů | | |
| SPOLU+ PIRSTAN | 116,791 | 5.947139 | 5 |
| ANO 2011 | 73,556 | 3.745561 | 3 |
| SPD | 25,673 | 1.3073 | 1 |

| | |
|------------------------------|-----------|
| Platné hlasy | 216,020 |
| Hagenbach- Bischoffova kvóta | 19,638.18 |

Olomoucký kraj 12 mandátů

| | | | |
|----------------|---------|----------|---|
| SPOLU+ PIRSTAN | 119,839 | 6.509914 | 6 |
| ANO 2011 | 79,715 | 4.330291 | 4 |
| SPD | 39,759 | 2.159795 | 2 |

| | |
|------------------------------|-----------|
| Platné hlasy | 239,313 |
| Hagenbach- Bischoffova kvóta | 18,408.69 |

Moravskoslezský kraj 22 mandátů

| | | | |
|----------------|---------|----------|---|
| SPOLU+ PIRSTAN | 183,869 | 9.330651 | 9 |
| ANO 2011 | 195,176 | 9.904438 | 9 |
| SPD | 74,191 | 3.764911 | 3 |

| | |
|------------------------------|-----------|
| Platné hlasy | 453,236 |
| Hagenbach- Bischoffova kvóta | 19,705.91 |

Zlínský kraj 12 mandátů

| | | | |
|----------------|---------|----------|---|
| SPOLU+ PIRSTAN | 129,136 | 6.733063 | 6 |
| ANO 2011 | 84,534 | 4.407545 | 4 |
| SPD | 35,662 | 1.859392 | 1 |

| | |
|------------------------------|-----------|
| Platné hlasy | 249,332 |
| Hagenbach- Bischoffova kvóta | 19,179.38 |

Jihomoravský kraj 23 mandátů

| | | | |
|----------------|---------|----------|----|
| SPOLU+ PIRSTAN | 276,098 | 13.44396 | 13 |
| ANO 2011 | 158,362 | 7.711074 | 7 |
| SPD | 58,427 | 2.844969 | 2 |

| | |
|------------------------------|-----------|
| Platné hlasy | 492,887 |
| Hagenbach- Bischoffova kvóta | 20,536.96 |

kraj Vysočina 10 mandátů

| | | | |
|--------------------------------|-------------------|----------|----|
| SPOLU+ PIRSTAN | 115,082 | 5.917531 | 5 |
| ANO 2011 | 74,113 | 3.8109 | 3 |
| SPD | 24,729 | 1.271568 | 1 |
| Platné hlasy | 213,924 | | |
| Hagenbach- Bischoffova kvóta | 19,447.64 | | |
| Jihočeský kraj | 13 mandátů | | |
| SPOLU+ PIRSTAN | 143,055 | 7.622428 | 7 |
| ANO 2011 | 89,509 | 4.769326 | 4 |
| SPD | 30,183 | 1.608247 | 1 |
| Platné hlasy | 262,747 | | |
| Hagenbach- Bischoffova kvóta | 18,767.64 | | |
| Plzeňský kraj | 11 mandátů | | |
| SPOLU+ PIRSTAN | 117,204 | 6.110077 | 6 |
| ANO 2011 | 84,107 | 4.384665 | 4 |
| SPD | 28,874 | 1.505259 | 1 |
| Platné hlasy | 230,185 | | |
| Hagenbach- Bischoffova kvóta | 19,182.08 | | |
| Středočeský kraj | 26 mandátů | | |
| SPOLU+ PIRSTAN | 340,623 | 16.08319 | 16 |
| ANO 2011 | 176,100 | 8.314913 | 8 |
| SPD | 55,105 | 2.601893 | 2 |
| Platné hlasy | 571,828 | | |
| Hagenbach- Bischoffova kvóta | 21,178.81 | | |
| kraj Hlavní město Praha | 23 mandátů | | |
| SPOLU+ PIRSTAN | 393,190 | 17.75001 | 17 |
| ANO 2011 | 109,588 | 4.947195 | 4 |
| SPD | 28,859 | 1.302799 | 1 |
| Platné hlasy | 531,637 | | |

| | |
|------------------------------|-----------|
| Hagenbach- Bischoffova kvóta | 22,151.54 |
|------------------------------|-----------|

| | |
|---------------|-----------|
| 2. skrutinium | 9 mandátů |
|---------------|-----------|

| | | | |
|------------------------------|---------|----------|---|
| SPOLU+ PIRSTAN | 150,851 | 3.330961 | 3 |
| ANO 2011 | 166,469 | 3.675825 | 3 |
| SPD | 135,555 | 2.993214 | 2 |
| Platné hlasy | 452,876 | | |
| Hagenbach- Bischoffova kvóta | 45,288 | | |

Získané mandáty

| | |
|----------------|------------|
| SPOLU+ PIRSTAN | 111 |
| ANO 2011 | 67 |
| SPD | 22 |
| Celkem | 200 |

| | Zbytek hlasů | Mandáty pro 2. skrutinium | 1 |
|----------|--------------|---------------------------|---|
| 17435.17 | 8,920 | | |
| 34870.33 | 8,211 | | |
| 17435.17 | 1,111 | | |
| 0 | 16,629 | | |

| | Zbytek hlasů | Mandáty pro 2. skrutinium | 1 |
|----------|--------------|---------------------------|---|
| 61291.6 | 13,273 | | |
| 122583.2 | 11,739 | | |
| 40861.07 | 11,936 | | |
| 40861.07 | 3,913 | | |

| | Zbytek hlasů | Mandáty pro 2. skrutinium | 1 |
|----------|--------------|---------------------------|---|
| 40380.67 | 10,083 | | |
| 40380.67 | 19,134 | | |
| 40380.67 | 6,969 | | |
| 20190.33 | 4,194 | | |

| | Zbytek hlasů | Mandáty pro 2. skrutinium | 0 |
|----------|--------------|---------------------------|---|
| 78280.33 | 5,886 | | |

| | |
|----------|-------|
| 78280.33 | 1,183 |
| 39140.17 | 5,411 |
| 19570.08 | 7,091 |

| | | |
|--------------|---------------------------|---|
| Zbytek hlasů | Mandáty pro 2. skrutinium | 2 |
|--------------|---------------------------|---|

| | |
|----------|--------|
| 58914.55 | 19,248 |
| 58914.55 | 14,641 |
| 19638.18 | 18,990 |
| 19638.18 | 6,035 |

| | | |
|--------------|---------------------------|---|
| Zbytek hlasů | Mandáty pro 2. skrutinium | 0 |
|--------------|---------------------------|---|

| | |
|----------|--------|
| 78865.23 | 850 |
| 78865.23 | 17,849 |
| 39432.62 | 691 |
| 39432.62 | 326 |

| | | |
|--------------|---------------------------|---|
| Zbytek hlasů | Mandáty pro 2. skrutinium | 1 |
|--------------|---------------------------|---|

| | |
|----------|--------|
| 118235.5 | 1,222 |
| 177353.2 | 17,823 |
| 59117.74 | 5,294 |
| 59117.74 | 15,073 |

| | | |
|--------------|---------------------------|---|
| Zbytek hlasů | Mandáty pro 2. skrutinium | 1 |
|--------------|---------------------------|---|

| | |
|----------|--------|
| 76717.54 | 10,301 |
| 76717.54 | 7,816 |
| 38358.77 | 3,758 |

19179.38

16,483

Zbytek hlasů

Mandáty pro 2. skrutinium

1

184832.6

2,664

143758.7

14,603

82147.83

6,453

41073.92

17,353

Zbytek hlasů

Mandáty pro 2. skrutinium

2

58342.91

19,288

58342.91

15,770

19447.64

18,003

19447.64

5,281

Zbytek hlasů

Mandáty pro 2. skrutinium

1

93838.21

3,860

75070.57

14,438

37535.29

7,822

18767.64

11,415

Zbytek hlasů

Mandáty pro 2. skrutinium

0

76728.33

266

76728.33

7,379

38364.17

1,846

19182.08

9,692

| | Zbytek hlasů | Mandáty pro 2. skrutinium | 1 |
|----------|--------------|---------------------------|---|
| 190609.3 | 12,482 | | |
| 169430.5 | 6,669 | | |
| 127072.9 | 10,459 | | |
| 42357.63 | 12,747 | | |

| | Zbytek hlasů | Mandáty pro 2. skrutinium | 1 |
|----------|--------------|---------------------------|---|
| 243667 | 7,423 | | |
| 88606.17 | 20,982 | | |
| 132909.3 | 9,191 | | |
| 22151.54 | 6,707 | | |

3
4
3
3

| | | Zbytek hlasů | Mandáty pro 2. skrutinium |
|----------|-------------|--------------|---------------------------|
| 0.5116 | 17435.16667 | 8,920 | |
| 0.424688 | 52305.5 | 7,405 | |
| 0.063712 | 17435.16667 | 1,111 | |

| | | Zbytek hlasů | Mandáty pro 2. skrutinium |
|----------|-------------|--------------|---------------------------|
| 0.649684 | 61291.6 | 13,273 | |
| 0.766095 | 163444.2667 | 15,652 | |
| 0.58422 | 40861.06667 | 11,936 | |

| | | Zbytek hlasů | Mandáty pro 2. skrutinium |
|----------|-------------|--------------|---------------------------|
| 0.499414 | 40380.66667 | 10,083 | |
| 0.155404 | 80761.33333 | 3,138 | |
| 0.345182 | 40380.66667 | 6,969 | |

| | | Zbytek hlasů | Mandáty pro 2. skrutinium |
|----------|-------------|--------------|---------------------------|
| 0.300748 | 78280.33333 | 5,886 | |
| 0.422767 | 97850.41667 | 8,274 | |
| 0.276485 | 39140.16667 | 5,411 | |

| | | Zbytek hlasů | Mandáty pro 2. skrutinium |
|----------|-------------|--------------|---------------------------|
| 0.980155 | 58914.54545 | 19,248 | |
| 0.052861 | 98190.90909 | 1,038 | |
| 0.966985 | 19638.18182 | 18,990 | |

| | | Zbytek hlasů | Mandáty pro 2. skrutinium |
|----------|-------------|--------------|---------------------------|
| 0.0431 | 78865.23077 | 850 | |
| 0.921834 | 118297.8462 | 18,175 | |
| 0.035067 | 39432.61538 | 691 | |

| | | Zbytek hlasů | Mandáty pro 2. skrutinium |
|----------|-------------|--------------|---------------------------|
| 0.061988 | 118235.4783 | 1,222 | |
| 0.669349 | 256176.8696 | 13,190 | |
| 0.268664 | 59117.73913 | 5,294 | |

| | | Zbytek hlasů | Mandáty pro 2. skrutinium |
|----------|-------------|--------------|---------------------------|
| 0.537111 | 76717.53846 | 10,301 | |
| 0.266937 | 115076.3077 | 5,120 | |
| 0.195952 | 38358.76923 | 3,758 | |

Zbytek hlasů Mandáty pro 2. skrutinium

| | | |
|----------|-------------|--------|
| 0.129736 | 184832.625 | 2,664 |
| 0.556042 | 205369.5833 | 11,419 |
| 0.314222 | 82147.83333 | 6,453 |

Zbytek hlasů Mandáty pro 2. skrutinium

| | | |
|----------|-------------|--------|
| 0.991796 | 58342.90909 | 19,288 |
| 0.082469 | 97238.18182 | 1,604 |
| 0.925735 | 19447.63636 | 18,003 |

Zbytek hlasů Mandáty pro 2. skrutinium

| | | |
|----------|-------------|-------|
| 0.205662 | 93838.21429 | 3,860 |
| 0.377572 | 112605.8571 | 7,086 |
| 0.416766 | 37535.28571 | 7,822 |

Zbytek hlasů Mandáty pro 2. skrutinium

| | | |
|----------|-------------|--------|
| 0.01385 | 76728.33333 | 266 |
| 0.889923 | 95910.41667 | 17,071 |
| 0.096227 | 38364.16667 | 1,846 |

Zbytek hlasů Mandáty pro 2. skrutinium

| | | |
|----------|-------------|--------|
| 0.589347 | 190609.3333 | 12,482 |
| 0.916805 | 211788.1481 | 19,417 |
| 0.493848 | 127072.8889 | 10,459 |

| | | Zbytek hlasů | Mandáty pro 2. skrutinium |
|----------|-------------|--------------|---------------------------|
| 0.335103 | 243666.9583 | 7,423 | |
| 0.249994 | 132909.25 | 5,538 | |
| 0.414903 | 132909.25 | 9,191 | |

1
2
1

| | | Zbytek hlasů | Mandáty pro 2. skrutinium |
|----------|-------------|--------------|---------------------------|
| 0.575312 | 34870.33333 | 10,031 | |
| 0.470926 | 34870.33333 | 8,211 | |
| 0.953762 | 0 | 16,629 | |

| | | Zbytek hlasů | Mandáty pro 2. skrutinium |
|----------|-------------|--------------|---------------------------|
| 0.233905 | 122583.2 | 4,779 | |
| 0.574571 | 122583.2 | 11,739 | |
| 0.191524 | 40861.06667 | 3,913 | |

| | | Zbytek hlasů | Mandáty pro 2. skrutinium |
|----------|-------------|--------------|---------------------------|
| 0.844596 | 80761.33333 | 17,053 | |
| 0.947698 | 40380.66667 | 19,134 | |
| 0.207707 | 20190.33333 | 4,194 | |

| | | Zbytek hlasů | Mandáty pro 2. skrutinium |
|----------|-------------|--------------|---------------------------|
| 0.577233 | 117420.5 | 11,297 | |
| 0.060432 | 78280.33333 | 1,183 | |
| 0.362335 | 19570.08333 | 7,091 | |

| | | Zbytek hlasů | Mandáty pro 2. skrutinium |
|----------|-------------|--------------|---------------------------|
| 0.947139 | 98190.90909 | 18,600 | |
| 0.745561 | 58914.54545 | 14,641 | |
| 0.3073 | 19638.18182 | 6,035 | |

| | | Zbytek hlasů | Mandáty pro 2. skrutinium |
|----------|-------------|--------------|---------------------------|
| 0.509914 | 110452.1538 | 9,387 | |
| 0.330291 | 73634.76923 | 6,080 | |
| 0.159795 | 36817.38462 | 2,942 | |

| | | Zbytek hlasů | Mandáty pro 2. skrutinium |
|----------|-------------|--------------|---------------------------|
| 0.330651 | 177353.2174 | 6,516 | |
| 0.904438 | 177353.2174 | 17,823 | |
| 0.764911 | 59117.73913 | 15,073 | |

| | | Zbytek hlasů | Mandáty pro 2. skrutinium |
|----------|-------------|--------------|---------------------------|
| 0.733063 | 115076.3077 | 14,060 | |
| 0.407545 | 76717.53846 | 7,816 | |
| 0.859392 | 19179.38462 | 16,483 | |

| | | Zbytek hlasů | Mandáty pro 2. skrutinium |
|----------|-------------|--------------|---------------------------|
| 0.443958 | 266980.4583 | 9,118 | |
| 0.711074 | 143758.7083 | 14,603 | |
| 0.844969 | 41073.91667 | 17,353 | |

Zbytek hlasů Mandáty pro 2. skrutinium

| | | |
|----------|-------------|--------|
| 0.917531 | 97238.18182 | 17,844 |
| 0.8109 | 58342.90909 | 15,770 |
| 0.271568 | 19447.63636 | 5,281 |

Zbytek hlasů Mandáty pro 2. skrutinium

| | | |
|----------|-------------|--------|
| 0.622428 | 131373.5 | 11,682 |
| 0.769326 | 75070.57143 | 14,438 |
| 0.608247 | 18767.64286 | 11,415 |

Zbytek hlasů Mandáty pro 2. skrutinium

| | | |
|----------|-------------|-------|
| 0.110077 | 115092.5 | 2,112 |
| 0.384665 | 76728.33333 | 7,379 |
| 0.505259 | 19182.08333 | 9,692 |

Zbytek hlasů Mandáty pro 2. skrutinium

| | | |
|----------|-------------|--------|
| 0.083195 | 338861.037 | 1,762 |
| 0.314913 | 169430.5185 | 6,669 |
| 0.601893 | 42357.62963 | 12,747 |

Zbytek hlasů Mandáty pro 2. skrutinium

| | | |
|----------|-------------|--------|
| 0.750006 | 376576.2083 | 16,614 |
| 0.947195 | 88606.16667 | 20,982 |
| 0.302799 | 22151.54167 | 6,707 |

3
3
3

0

1

0

0

1

0

0

0

0

1

0

0

1

0

1

0

1

0

1

0

1

1

1

1

1

0

0

1

| Karlovarský kraj | | 5 mandátů | | |
|--------------------------------|--------|-----------|---|----------|
| SPOLU – ODS, KDU-ČSL, TOP 09 | 26,355 | 1.363331 | 1 | 0.363331 |
| ANO 2011 | 43,081 | 2.228558 | 2 | 0.228558 |
| PIRÁTI a STAROSTOVÉ | 18,546 | 0.959375 | 0 | 0.959375 |
| Svoboda a př. demokracie (SPD) | 16,629 | 0.86021 | 0 | 0.86021 |
| PŘÍSAHA Roberta Šlachty | 6,447 | 0.3335 | 0 | 0.3335 |
| Česká str.sociálně demokrat. | 4,930 | 0.255026 | 0 | 0.255026 |

Platné hlasy 115,988
Hagenbach- Bischoffova kvóta 19331.33333

| Ústecký kraj | | 14 mandátů | | |
|--------------------------------|---------|------------|---|----------|
| SPOLU – ODS, KDU-ČSL, TOP 09 | 74,565 | 3.33901 | 3 | 0.33901 |
| ANO 2011 | 134,322 | 6.014921 | 6 | 0.014921 |
| PIRÁTI a STAROSTOVÉ | 52,797 | 2.364242 | 2 | 0.364242 |
| Svoboda a př. demokracie (SPD) | 44,774 | 2.004974 | 2 | 0.004974 |
| PŘÍSAHA Roberta Šlachty | 16,452 | 0.736718 | 0 | 0.736718 |
| Česká str.sociálně demokrat. | 12,062 | 0.540135 | 0 | 0.540135 |

Platné hlasy 334,972
Hagenbach- Bischoffova kvóta 22331.46667

| Liberecký kraj | | 8 mandátů | | |
|--------------------------------|--------|-----------|---|----------|
| SPOLU – ODS, KDU-ČSL, TOP 09 | 50,464 | 2.282727 | 2 | 0.282727 |
| ANO 2011 | 59,515 | 2.692147 | 2 | 0.692147 |
| PIRÁTI a STAROSTOVÉ | 47,350 | 2.141866 | 2 | 0.141866 |
| Svoboda a př. demokracie (SPD) | 24,384 | 1.103005 | 1 | 0.103005 |
| PŘÍSAHA Roberta Šlachty | 9,524 | 0.430816 | 0 | 0.430816 |
| Česká str.sociálně demokrat. | 7,725 | 0.349439 | 0 | 0.349439 |

| | |
|------------------------------|-------------|
| Platné hlasy | 198,962 |
| Hagenbach- Bischoffova kvóta | 22106.88889 |

Královehradecký kraj 11 mandátů

| | | | | |
|--------------------------------|--------|----------|---|----------|
| SPOLU – ODS, KDU-ČSL, TOP 09 | 84,166 | 3.835825 | 3 | 0.835825 |
| ANO 2011 | 79,463 | 3.621488 | 3 | 0.621488 |
| PIRÁTI a STAROSTOVÉ | 44,551 | 2.030391 | 2 | 0.030391 |
| Svoboda a př. demokracie (SPD) | 26,661 | 1.215062 | 1 | 0.215062 |
| PŘÍSAHA Roberta Šlachty | 13,930 | 0.634853 | 0 | 0.634853 |
| Česká str.sociálně demokrat. | 14,534 | 0.66238 | 0 | 0.66238 |

| | |
|------------------------------|-------------|
| Platné hlasy | 263,305 |
| Hagenbach- Bischoffova kvóta | 21942.08333 |

Pardubický kraj 10 mandátů

| | | | | |
|--------------------------------|--------|----------|---|----------|
| SPOLU – ODS, KDU-ČSL, TOP 09 | 78,163 | 3.531964 | 3 | 0.531964 |
| ANO 2011 | 73,556 | 3.323787 | 3 | 0.323787 |
| PIRÁTI a STAROSTOVÉ | 38,628 | 1.74549 | 1 | 0.74549 |
| Svoboda a př. demokracie (SPD) | 25,673 | 1.16009 | 1 | 0.16009 |
| PŘÍSAHA Roberta Šlachty | 13,569 | 0.613145 | 0 | 0.613145 |
| Česká str.sociálně demokrat. | 13,843 | 0.625526 | 0 | 0.625526 |

| | |
|------------------------------|-------------|
| Platné hlasy | 243,432 |
| Hagenbach- Bischoffova kvóta | 22130.18182 |

Olomoucký kraj 12 mandátů

| | | | | |
|--------------------------------|--------|----------|---|----------|
| SPOLU – ODS, KDU-ČSL, TOP 09 | 79,715 | 3.619473 | 3 | 0.619473 |
| ANO 2011 | 96,714 | 4.391316 | 4 | 0.391316 |
| PIRÁTI a STAROSTOVÉ | 40,124 | 1.821837 | 1 | 0.821837 |
| Svoboda a př. demokracie (SPD) | 39,759 | 1.805264 | 1 | 0.805264 |
| PŘÍSAHA Roberta Šlachty | 15,257 | 0.692747 | 0 | 0.692747 |
| Česká str.sociálně demokrat. | 14,742 | 0.669363 | 0 | 0.669363 |

| | |
|------------------------------|-------------|
| Platné hlasy | 286,311 |
| Hagenbach- Bischoffova kvóta | 22023.92308 |

Moravskoslezský kraj 22 mandátů

| | | | | |
|--------------------------------|---------|----------|---|----------|
| SPOLU – ODS, KDU-ČSL, TOP 09 | 119,457 | 5.358185 | 5 | 0.358185 |
| ANO 2011 | 195,176 | 8.754523 | 8 | 0.754523 |
| PIRÁTI a STAROSTOVÉ | 64,412 | 2.889168 | 2 | 0.889168 |
| Svoboda a př. demokracie (SPD) | 74,191 | 3.327801 | 3 | 0.327801 |
| PŘÍSAHA Roberta Šlachty | 28,164 | 1.263282 | 1 | 0.263282 |
| Česká str.sociálně demokrat. | 31,369 | 1.407041 | 1 | 0.407041 |

Platné hlasy 512,769
Hagenbach- Bischoffova kvóta 22294.30435

Zlínský kraj 12 mandátů

| | | | | |
|--------------------------------|--------|----------|---|----------|
| SPOLU – ODS, KDU-ČSL, TOP 09 | 87,019 | 4.070112 | 4 | 0.070112 |
| ANO 2011 | 84,534 | 3.953882 | 3 | 0.953882 |
| PIRÁTI a STAROSTOVÉ | 42,117 | 1.969925 | 1 | 0.969925 |
| Svoboda a př. demokracie (SPD) | 35,662 | 1.668007 | 1 | 0.668007 |
| PŘÍSAHA Roberta Šlachty | 13,270 | 0.620674 | 0 | 0.620674 |
| Česká str.sociálně demokrat. | 15,338 | 0.717399 | 0 | 0.717399 |

Platné hlasy 277,940
Hagenbach- Bischoffova kvóta 21380

Jihomoravský kraj 23 mandátů

| | | | | |
|--------------------------------|---------|----------|---|----------|
| SPOLU – ODS, KDU-ČSL, TOP 09 | 187,497 | 8.061758 | 8 | 0.061758 |
| ANO 2011 | 158,362 | 6.809048 | 6 | 0.809048 |
| PIRÁTI a STAROSTOVÉ | 88,601 | 3.809553 | 3 | 0.809553 |
| Svoboda a př. demokracie (SPD) | 58,427 | 2.51217 | 2 | 0.51217 |
| PŘÍSAHA Roberta Šlachty | 37,740 | 1.622697 | 1 | 0.622697 |
| Česká str.sociálně demokrat. | 27,555 | 1.184775 | 1 | 0.184775 |

Platné hlasy 558,182
Hagenbach- Bischoffova kvóta 23257.58333

kraj Vysočina 10 mandátů

| | | | | |
|--------------------------------|--------|----------|---|----------|
| SPOLU – ODS, KDU-ČSL, TOP 09 | 77,631 | 3.462915 | 3 | 0.462915 |
| ANO 2011 | 74,113 | 3.305986 | 3 | 0.305986 |
| PIRÁTI a STAROSTOVÉ | 37,451 | 1.670591 | 1 | 0.670591 |
| Svoboda a př. demokracie (SPD) | 24,729 | 1.103096 | 1 | 0.103096 |
| PŘÍSAHA Roberta Šlachty | 14,504 | 0.646985 | 0 | 0.646985 |
| Česká str.sociálně demokrat. | 18,168 | 0.810427 | 0 | 0.810427 |

Platné hlasy 246,596

Hagenbach- Bischoffova kvóta 22417.81818

Jihočeský kraj 13 mandátů

| | | | | |
|--------------------------------|--------|----------|---|----------|
| SPOLU – ODS, KDU-ČSL, TOP 09 | 97,698 | 4.617482 | 4 | 0.617482 |
| ANO 2011 | 89,509 | 4.230447 | 4 | 0.230447 |
| PIRÁTI a STAROSTOVÉ | 45,357 | 2.143699 | 2 | 0.143699 |
| Svoboda a př. demokracie (SPD) | 30,183 | 1.426533 | 1 | 0.426533 |
| PŘÍSAHA Roberta Šlachty | 15,165 | 0.71674 | 0 | 0.71674 |
| Česká str.sociálně demokrat. | 18,304 | 0.865098 | 0 | 0.865098 |

Platné hlasy 296,216

Hagenbach- Bischoffova kvóta 21158.28571

Plzeňský kraj 11 mandátů

| | | | | |
|--------------------------------|--------|----------|---|----------|
| SPOLU – ODS, KDU-ČSL, TOP 09 | 76,994 | 3.57632 | 3 | 0.57632 |
| ANO 2011 | 84,107 | 3.906714 | 3 | 0.906714 |
| PIRÁTI a STAROSTOVÉ | 40,210 | 1.867728 | 1 | 0.867728 |
| Svoboda a př. demokracie (SPD) | 28,874 | 1.341178 | 1 | 0.341178 |
| PŘÍSAHA Roberta Šlachty | 13,695 | 0.636124 | 0 | 0.636124 |
| Česká str.sociálně demokrat. | 14,466 | 0.671936 | 0 | 0.671936 |

Platné hlasy 258,346

Hagenbach- Bischoffova kvóta 21528.83333

Středočeský kraj 26 mandátů

| | | | | |
|--------------------------------|---------|----------|---|----------|
| SPOLU – ODS, KDU-ČSL, TOP 09 | 203,091 | 8.615015 | 8 | 0.615015 |
| ANO 2011 | 176,100 | 7.470071 | 7 | 0.470071 |
| PIRÁTI a STAROSTOVÉ | 137,532 | 5.834036 | 5 | 0.834036 |
| Svoboda a př. demokracie (SPD) | 55,105 | 2.337526 | 2 | 0.337526 |
| PŘÍSAHA Roberta Šlachty | 32,427 | 1.375537 | 1 | 0.375537 |
| Česká str.sociálně demokrat. | 32,245 | 1.367816 | 1 | 0.367816 |

Platné hlasy 636,500

Hagenbach- Bischoffova kvóta 23574.07407

kraj Hlavní město Praha 23 mandátů

| | | | | |
|------------------------------|---------|----------|----|----------|
| SPOLU – ODS, KDU-ČSL, TOP 09 | 251,090 | 10.4228 | 10 | 0.422799 |
| ANO 2011 | 109,588 | 4.549021 | 4 | 0.549021 |

| | | | | |
|--------------------------------|-------------|----------|---|----------|
| PIRÁTI a STAROSTOVÉ | 142,100 | 5.898601 | 5 | 0.898601 |
| Svoboda a př. demokracie (SPD) | 28,859 | 1.197943 | 1 | 0.197943 |
| PŘÍSAHA Roberta Šlachty | 21,418 | 0.889066 | 0 | 0.889066 |
| Česká str.sociálně demokrat. | 25,116 | 1.04257 | 1 | 0.04257 |
| Platné hlasy | 578,171 | | | |
| Hagenbach- Bischoffova kvóta | 24090.45833 | | | |

2. skrutinium 29 mandátů

| | | | | |
|--------------------------------|-------------|----------|---|---|
| SPOLU – ODS, KDU-ČSL, TOP 09 | 136,054 | 4.300095 | 4 | 4 |
| ANO 2011 | 161,069 | 5.090694 | 5 | 5 |
| PIRÁTI a STAROSTOVÉ | 202,534 | 6.40122 | 6 | 6 |
| Svoboda a př. demokracie (SPD) | 109,922 | 3.474172 | 3 | 3 |
| PŘÍSAHA Roberta Šlachty | 182,436 | 5.766017 | 5 | 6 |
| Česká str.sociálně demokrat. | 157,181 | 4.967801 | 4 | 5 |
| Platné hlasy | 949,196 | | | |
| Hagenbach- Bischoffova kvóta | 31639.87014 | | | |

| | |
|--------------------------------|-----|
| SPOLU – ODS, KDU-ČSL, TOP 09 | 64 |
| ANO 2011 | 63 |
| PIRÁTI a STAROSTOVÉ | 34 |
| Svoboda a př. demokracie (SPD) | 21 |
| PŘÍSAHA Roberta Šlachty | 9 |
| Česká str.sociálně demokrat. | 9 |
| Celkem | 200 |

| | Zbytek hlasů | Mandáty pro 2. skrutinium | 2 |
|----------|--------------|---------------------------|---|
| 19331.33 | 7,024 | | |
| 38662.67 | 4,418 | | |
| 0 | 18,546 | | |
| 0 | 16,629 | | |
| 0 | 6,447 | | |
| 0 | 4,930 | | |

| | Zbytek hlasů | Mandáty pro 2. skrutinium | 1 |
|----------|--------------|---------------------------|---|
| 66994.4 | 7,571 | | |
| 133988.8 | 333 | | |
| 44662.93 | 8,134 | | |
| 44662.93 | 111 | | |
| 0 | 16,452 | | |
| 0 | 12,062 | | |

| | Zbytek hlasů | Mandáty pro 2. skrutinium | 1 |
|----------|--------------|---------------------------|---|
| 44213.78 | 6,250 | | |
| 44213.78 | 15,301 | | |
| 44213.78 | 3,136 | | |
| 22106.89 | 2,277 | | |
| 0 | 9,524 | | |
| 0 | 7,725 | | |

| | Zbytek hlasů | Mandáty pro 2. skrutinium | 2 |
|----------|--------------|---------------------------|---|
| 65826.25 | 18,340 | | |
| 65826.25 | 13,637 | | |
| 43884.17 | 667 | | |
| 21942.08 | 4,719 | | |
| 0 | 13,930 | | |
| 0 | 14,534 | | |

| | Zbytek hlasů | Mandáty pro 2. skrutinium | 2 |
|----------|--------------|---------------------------|---|
| 66390.55 | 11,772 | | |
| 66390.55 | 7,165 | | |
| 22130.18 | 16,498 | | |
| 22130.18 | 3,543 | | |
| 0 | 13,569 | | |
| 0 | 13,843 | | |

| | Zbytek hlasů | Mandáty pro 2. skrutinium | 3 |
|----------|--------------|---------------------------|---|
| 66071.77 | 13,643 | | |
| 88095.69 | 8,618 | | |
| 22023.92 | 18,100 | | |
| 22023.92 | 17,735 | | |
| 0 | 15,257 | | |
| 0 | 14,742 | | |

| | Zbytek hlasů | Mandáty pro 2. skrutinium | 2 |
|--|--------------|---------------------------|---|
|--|--------------|---------------------------|---|

| | |
|----------|--------|
| 111471.5 | 7,985 |
| 178354.4 | 16,822 |
| 44588.61 | 19,823 |
| 66882.91 | 7,308 |
| 22294.3 | 5,870 |
| 22294.3 | 9,075 |

Zbytek hlasů Mandáty pro 2. skrutinium 3

| | |
|-------|--------|
| 85520 | 1,499 |
| 64140 | 20,394 |
| 21380 | 20,737 |
| 21380 | 14,282 |
| 0 | 13,270 |
| 0 | 15,338 |

Zbytek hlasů Mandáty pro 2. skrutinium 2

| | |
|----------|--------|
| 186060.7 | 1,436 |
| 139545.5 | 18,817 |
| 69772.75 | 18,828 |
| 46515.17 | 11,912 |
| 23257.58 | 14,482 |
| 23257.58 | 4,297 |

Zbytek hlasů Mandáty pro 2. skrutinium 2

| | |
|----------|--------|
| 67253.45 | 10,378 |
| 67253.45 | 6,860 |
| 22417.82 | 15,033 |
| 22417.82 | 2,311 |
| 0 | 14,504 |
| 0 | 18,168 |

| | Zbytek hlasů | Mandáty pro 2. skrutinium | 2 |
|----------|--------------|---------------------------|---|
| 84633.14 | 13,065 | | |
| 84633.14 | 4,876 | | |
| 42316.57 | 3,040 | | |
| 21158.29 | 9,025 | | |
| 0 | 15,165 | | |
| 0 | 18,304 | | |

| | Zbytek hlasů | Mandáty pro 2. skrutinium | 3 |
|----------|--------------|---------------------------|---|
| 64586.5 | 12,408 | | |
| 64586.5 | 19,521 | | |
| 21528.83 | 18,681 | | |
| 21528.83 | 7,345 | | |
| 0 | 13,695 | | |
| 0 | 14,466 | | |

| | Zbytek hlasů | Mandáty pro 2. skrutinium | 2 |
|----------|--------------|---------------------------|---|
| 188592.6 | 14,498 | | |
| 165018.5 | 11,081 | | |
| 117870.4 | 19,662 | | |
| 47148.15 | 7,957 | | |
| 23574.07 | 8,853 | | |
| 23574.07 | 8,671 | | |

| | Zbytek hlasů | Mandáty pro 2. skrutinium | 2 |
|----------|--------------|---------------------------|---|
| 240904.6 | 10,185 | | |
| 96361.83 | 13,226 | | |

| | |
|----------|--------|
| 120452.3 | 21,648 |
| 24090.46 | 4,769 |
| 0 | 21,418 |
| 24090.46 | 1,026 |

Karlova

SPOLU – ODS, KDU-ČSL, TOP 09

| | | |
|---------------------------|---------------|-----------|
| Počet hlasů | | 26,355 |
| | řada dělitelů | |
| | 1 | 26,355.00 |
| | 2 | 13,177.50 |
| | 3 | 8,785.00 |
| | 4 | 6,588.75 |
| | 5 | 5,271.00 |
| Mandáty d'Hondtova metoda | | 1 |

Ústeč

SPOLU – ODS, KDU-ČSL, TOP 09

| | | |
|---------------------------|---------------|-----------|
| Počet hlasů | | 74,565 |
| | řada dělitelů | |
| | 1 | 74,565.00 |
| | 2 | 37,282.50 |
| | 3 | 24,855.00 |
| | 4 | 18,641.25 |
| | 5 | 14,913.00 |
| | 6 | 12,427.50 |
| | 7 | 10,652.14 |
| | 8 | 9,320.63 |
| | 9 | 8,285.00 |
| | 10 | 7,456.50 |
| | 11 | 6,778.64 |
| | 12 | 6,213.75 |
| | 13 | 5,735.77 |
| | 14 | 5,326.07 |
| Mandáty d'Hondtova metoda | | 3 |

Liberec

SPOLU – ODS, KDU-ČSL, TOP 09

| | | |
|---------------------------|---------------|-----------|
| Počet hlasů | | 50,464 |
| | řada dělitelů | |
| | 1 | 50,464.00 |
| | 2 | 25,232.00 |
| | 3 | 16,821.33 |
| | 4 | 12,616.00 |
| | 5 | 10,092.80 |
| | 6 | 8,410.67 |
| | 7 | 7,209.14 |
| | 8 | 6,308.00 |
| Mandáty d'Hondtova metoda | | 2 |

Královehrá

SPOLU – ODS, KDU-ČSL, TOP 09

| | | |
|---------------------------|---------------|-----------|
| Počet hlasů | | 84,166 |
| | řada dělitelů | |
| | 1 | 84,166.00 |
| | 2 | 42,083.00 |
| | 3 | 28,055.33 |
| | 4 | 21,041.50 |
| | 5 | 16,833.20 |
| | 6 | 14,027.67 |
| | 7 | 12,023.71 |
| | 8 | 10,520.75 |
| | 9 | 9,351.78 |
| | 10 | 8,416.60 |
| | 11 | 7,651.45 |
| Mandáty d'Hondtova metoda | | 4 |

Pardubi

SPOLU – ODS, KDU-ČSL, TOP 09

| | | |
|-------------|---------------|-----------|
| Počet hlasů | | 78,163 |
| | řada dělitelů | |
| | 1 | 78,163.00 |

| | |
|----|-----------|
| 2 | 39,081.50 |
| 3 | 26,054.33 |
| 4 | 19,540.75 |
| 5 | 15,632.60 |
| 6 | 13,027.17 |
| 7 | 11,166.14 |
| 8 | 9,770.38 |
| 9 | 8,684.78 |
| 10 | 7,816.30 |

Mandáty d'Hondtova metoda

4

Olomou

SPOLU – ODS, KDU-ČSL, TOP 09

Počet hlasů

79,715

řada dělitelů

| | |
|----|-----------|
| 1 | 79,715.00 |
| 2 | 39,857.50 |
| 3 | 26,571.67 |
| 4 | 19,928.75 |
| 5 | 15,943.00 |
| 6 | 13,285.83 |
| 7 | 11,387.86 |
| 8 | 9,964.38 |
| 9 | 8,857.22 |
| 10 | 7,971.50 |
| 11 | 7,246.82 |
| 12 | 6,642.92 |

Mandáty d'Hondtova metoda

4

Moravskos

SPOLU – ODS, KDU-ČSL, TOP 09

Počet hlasů

119,457

řada dělitelů

| | |
|---|------------|
| 1 | 119,457.00 |
| 2 | 59,728.50 |
| 3 | 39,819.00 |

| | |
|----|-----------|
| 4 | 29,864.25 |
| 5 | 23,891.40 |
| 6 | 19,909.50 |
| 7 | 17,065.29 |
| 8 | 14,932.13 |
| 9 | 13,273.00 |
| 10 | 11,945.70 |
| 11 | 10,859.73 |
| 12 | 9,954.75 |
| 13 | 9,189.00 |
| 14 | 8,532.64 |
| 15 | 7,963.80 |
| 16 | 7,466.06 |
| 17 | 7,026.88 |
| 18 | 6,636.50 |
| 19 | 6,287.21 |
| 20 | 5,972.85 |
| 21 | 5,688.43 |
| 22 | 5,429.86 |

Mandáty d'Hondtova metoda

6

Zlínsk

SPOLU – ODS, KDU-ČSL, TOP 09

Počet hlasů

87,019

řada dělitelů

| | |
|----|-----------|
| 1 | 87,019.00 |
| 2 | 43,509.50 |
| 3 | 29,006.33 |
| 4 | 21,754.75 |
| 5 | 17,403.80 |
| 6 | 14,503.17 |
| 7 | 12,431.29 |
| 8 | 10,877.38 |
| 9 | 9,668.78 |
| 10 | 8,701.90 |
| 11 | 7,910.82 |
| 12 | 7,251.58 |

Mandáty d'Hondtova metoda

4

Jihomor

SPOLU – ODS, KDU-ČSL, TOP 09

Počet hlasů

187,497

řada dělitelů

| | |
|----|------------|
| 1 | 187,497.00 |
| 2 | 93,748.50 |
| 3 | 62,499.00 |
| 4 | 46,874.25 |
| 5 | 37,499.40 |
| 6 | 31,249.50 |
| 7 | 26,785.29 |
| 8 | 23,437.13 |
| 9 | 20,833.00 |
| 10 | 18,749.70 |
| 11 | 17,045.18 |
| 12 | 15,624.75 |
| 13 | 14,422.85 |
| 14 | 13,392.64 |
| 15 | 12,499.80 |
| 16 | 11,718.56 |
| 17 | 11,029.24 |
| 18 | 10,416.50 |
| 19 | 9,868.26 |
| 20 | 9,374.85 |
| 21 | 8,928.43 |
| 22 | 8,522.59 |
| 23 | 8,152.04 |

Mandáty d'Hondtova metoda

9

kraj Vy

SPOLU – ODS, KDU-ČSL, TOP 09

Počet hlasů

77,631

řada dělitelů

| | |
|---|-----------|
| 1 | 77,631.00 |
| 2 | 38,815.50 |
| 3 | 25,877.00 |
| 4 | 19,407.75 |
| 5 | 15,526.20 |
| 6 | 12,938.50 |
| 7 | 11,090.14 |

| | |
|----|----------|
| 8 | 9,703.88 |
| 9 | 8,625.67 |
| 10 | 7,763.10 |

Mandáty d'Hondtova metoda

4

Jihočes

SPOLU – ODS, KDU-ČSL, TOP 09

Počet hlasů

97,698

řada dělitelů

| | |
|----|-----------|
| 1 | 97,698.00 |
| 2 | 48,849.00 |
| 3 | 32,566.00 |
| 4 | 24,424.50 |
| 5 | 19,539.60 |
| 6 | 16,283.00 |
| 7 | 13,956.86 |
| 8 | 12,212.25 |
| 9 | 10,855.33 |
| 10 | 9,769.80 |
| 11 | 8,881.64 |
| 12 | 8,141.50 |
| 13 | 7,515.23 |

Mandáty d'Hondtova metoda

5

Plzeňs

SPOLU – ODS, KDU-ČSL, TOP 09

Počet hlasů

76,994

řada dělitelů

| | |
|---|-----------|
| 1 | 76,994.00 |
| 2 | 38,497.00 |
| 3 | 25,664.67 |
| 4 | 19,248.50 |
| 5 | 15,398.80 |
| 6 | 12,832.33 |
| 7 | 10,999.14 |
| 8 | 9,624.25 |

| | |
|----|----------|
| 9 | 8,554.89 |
| 10 | 7,699.40 |
| 11 | 6,999.45 |

Mandáty d'Hondtova metoda

4

Středoč

SPOLU – ODS, KDU-ČSL, TOP 09

Počet hlasů

203,091

řada dělitelů

| | |
|----|------------|
| 1 | 203,091.00 |
| 2 | 101,545.50 |
| 3 | 67,697.00 |
| 4 | 50,772.75 |
| 5 | 40,618.20 |
| 6 | 33,848.50 |
| 7 | 29,013.00 |
| 8 | 25,386.38 |
| 9 | 22,565.67 |
| 10 | 20,309.10 |
| 11 | 18,462.82 |
| 12 | 16,924.25 |
| 13 | 15,622.38 |
| 14 | 14,506.50 |
| 15 | 13,539.40 |
| 16 | 12,693.19 |
| 17 | 11,946.53 |
| 18 | 11,282.83 |
| 19 | 10,689.00 |
| 20 | 10,154.55 |
| 21 | 9,671.00 |
| 22 | 9,231.41 |
| 23 | 8,830.04 |
| 24 | 8,462.13 |
| 25 | 8,123.64 |
| 26 | 7,811.19 |

Mandáty d'Hondtova metoda

10

Počet hlasů

251,090

řada dělitelů

| | |
|----|------------|
| 1 | 251,090.00 |
| 2 | 125,545.00 |
| 3 | 83,696.67 |
| 4 | 62,772.50 |
| 5 | 50,218.00 |
| 6 | 41,848.33 |
| 7 | 35,870.00 |
| 8 | 31,386.25 |
| 9 | 27,898.89 |
| 10 | 25,109.00 |
| 11 | 22,826.36 |
| 12 | 20,924.17 |
| 13 | 19,314.62 |
| 14 | 17,935.00 |
| 15 | 16,739.33 |
| 16 | 15,693.13 |
| 17 | 14,770.00 |
| 18 | 13,949.44 |
| 19 | 13,215.26 |
| 20 | 12,554.50 |
| 21 | 11,956.67 |
| 22 | 11,413.18 |
| 23 | 10,916.96 |

Mandáty d'Hondtova metoda

11

Mandáty d'Hondtova metoda

Karlova

SPOLU – ODS, KDU-ČSL, TOP 09

| | | |
|---------------------------|---------------|-----------|
| Počet hlasů | | 26,355 |
| | řada dělitelů | |
| | 1 | 26,355.00 |
| | 2 | 13,177.50 |
| | 3 | 8,785.00 |
| | 4 | 6,588.75 |
| | 5 | 5,271.00 |
| Mandáty d'Hondtova metoda | | 1 |

Ústeč

SPOLU – ODS, KDU-ČSL, TOP 09

| | | |
|---------------------------|---------------|-----------|
| Počet hlasů | | 74,565 |
| | řada dělitelů | |
| | 1 | 74,565.00 |
| | 2 | 37,282.50 |
| | 3 | 24,855.00 |
| | 4 | 18,641.25 |
| | 5 | 14,913.00 |
| | 6 | 12,427.50 |
| | 7 | 10,652.14 |
| | 8 | 9,320.63 |
| | 9 | 8,285.00 |
| | 10 | 7,456.50 |
| | 11 | 6,778.64 |
| | 12 | 6,213.75 |
| | 13 | 5,735.77 |
| | 14 | 5,326.07 |
| Mandáty d'Hondtova metoda | | 3 |

Liberec

SPOLU – ODS, KDU-ČSL, TOP 09

Počet hlasů

50,464

řada dělitelů

| | |
|---|-----------|
| 1 | 50,464.00 |
| 2 | 25,232.00 |
| 3 | 16,821.33 |
| 4 | 12,616.00 |
| 5 | 10,092.80 |
| 6 | 8,410.67 |
| 7 | 7,209.14 |
| 8 | 6,308.00 |

Mandáty d'Hondtova metoda

2

Královehrá

SPOLU – ODS, KDU-ČSL, TOP 09

Počet hlasů

84,166

řada dělitelů

| | |
|----|-----------|
| 1 | 84,166.00 |
| 2 | 42,083.00 |
| 3 | 28,055.33 |
| 4 | 21,041.50 |
| 5 | 16,833.20 |
| 6 | 14,027.67 |
| 7 | 12,023.71 |
| 8 | 10,520.75 |
| 9 | 9,351.78 |
| 10 | 8,416.60 |
| 11 | 7,651.45 |

Mandáty d'Hondtova metoda

4

Pardubi

SPOLU – ODS, KDU-ČSL, TOP 09

Počet hlasů

78,163

řada dělitelů

| | |
|----|-----------|
| 1 | 78,163.00 |
| 2 | 39,081.50 |
| 3 | 26,054.33 |
| 4 | 19,540.75 |
| 5 | 15,632.60 |
| 6 | 13,027.17 |
| 7 | 11,166.14 |
| 8 | 9,770.38 |
| 9 | 8,684.78 |
| 10 | 7,816.30 |

Mandáty d'Hondtova metoda

4

Olomou

SPOLU – ODS, KDU-ČSL, TOP 09

Počet hlasů

79,715

řada dělitelů

| | |
|----|-----------|
| 1 | 79,715.00 |
| 2 | 39,857.50 |
| 3 | 26,571.67 |
| 4 | 19,928.75 |
| 5 | 15,943.00 |
| 6 | 13,285.83 |
| 7 | 11,387.86 |
| 8 | 9,964.38 |
| 9 | 8,857.22 |
| 10 | 7,971.50 |
| 11 | 7,246.82 |
| 12 | 6,642.92 |

Mandáty d'Hondtova metoda

4

Moravsko

SPOLU – ODS, KDU-ČSL, TOP 09

Počet hlasů

119,457

řada dělitelů

| | |
|---|------------|
| 1 | 119,457.00 |
| 2 | 59,728.50 |

| | |
|----|-----------|
| 3 | 39,819.00 |
| 4 | 29,864.25 |
| 5 | 23,891.40 |
| 6 | 19,909.50 |
| 7 | 17,065.29 |
| 8 | 14,932.13 |
| 9 | 13,273.00 |
| 10 | 11,945.70 |
| 11 | 10,859.73 |
| 12 | 9,954.75 |
| 13 | 9,189.00 |
| 14 | 8,532.64 |
| 15 | 7,963.80 |
| 16 | 7,466.06 |
| 17 | 7,026.88 |
| 18 | 6,636.50 |
| 19 | 6,287.21 |
| 20 | 5,972.85 |
| 21 | 5,688.43 |
| 22 | 5,429.86 |

Mandáty d'Hondtova metoda

6

Zlínsk

SPOLU – ODS, KDU-ČSL, TOP 09

Počet hlasů

87,019

řada dělitelů

| | |
|----|-----------|
| 1 | 87,019.00 |
| 2 | 43,509.50 |
| 3 | 29,006.33 |
| 4 | 21,754.75 |
| 5 | 17,403.80 |
| 6 | 14,503.17 |
| 7 | 12,431.29 |
| 8 | 10,877.38 |
| 9 | 9,668.78 |
| 10 | 8,701.90 |
| 11 | 7,910.82 |
| 12 | 7,251.58 |

Mandáty d'Hondtova metoda

4

Jihomorá

SPOLU – ODS, KDU-ČSL, TOP 09

Počet hlasů

187,497

řada dělitelů

| | |
|----|------------|
| 1 | 187,497.00 |
| 2 | 93,748.50 |
| 3 | 62,499.00 |
| 4 | 46,874.25 |
| 5 | 37,499.40 |
| 6 | 31,249.50 |
| 7 | 26,785.29 |
| 8 | 23,437.13 |
| 9 | 20,833.00 |
| 10 | 18,749.70 |
| 11 | 17,045.18 |
| 12 | 15,624.75 |
| 13 | 14,422.85 |
| 14 | 13,392.64 |
| 15 | 12,499.80 |
| 16 | 11,718.56 |
| 17 | 11,029.24 |
| 18 | 10,416.50 |
| 19 | 9,868.26 |
| 20 | 9,374.85 |
| 21 | 8,928.43 |
| 22 | 8,522.59 |
| 23 | 8,152.04 |

Mandáty d' Hondtova metoda

9

kraj Vy

SPOLU – ODS, KDU-ČSL, TOP 09

Počet hlasů

77,631

řada dělitelů

| | |
|---|-----------|
| 1 | 77,631.00 |
| 2 | 38,815.50 |
| 3 | 25,877.00 |
| 4 | 19,407.75 |
| 5 | 15,526.20 |
| 6 | 12,938.50 |

| | |
|----|-----------|
| 7 | 11,090.14 |
| 8 | 9,703.88 |
| 9 | 8,625.67 |
| 10 | 7,763.10 |

Mandáty d'Hondtova metoda

4

Jihočes

SPOLU – ODS, KDU-ČSL, TOP 09

Počet hlasů

97,698

řada dělitelů

| | |
|----|-----------|
| 1 | 97,698.00 |
| 2 | 48,849.00 |
| 3 | 32,566.00 |
| 4 | 24,424.50 |
| 5 | 19,539.60 |
| 6 | 16,283.00 |
| 7 | 13,956.86 |
| 8 | 12,212.25 |
| 9 | 10,855.33 |
| 10 | 9,769.80 |
| 11 | 8,881.64 |
| 12 | 8,141.50 |
| 13 | 7,515.23 |

Mandáty d'Hondtova metoda

5

Plzeňs

SPOLU – ODS, KDU-ČSL, TOP 09

Počet hlasů

76,994

řada dělitelů

| | |
|---|-----------|
| 1 | 76,994.00 |
| 2 | 38,497.00 |
| 3 | 25,664.67 |
| 4 | 19,248.50 |
| 5 | 15,398.80 |
| 6 | 12,832.33 |
| 7 | 10,999.14 |

| | |
|----|----------|
| 8 | 9,624.25 |
| 9 | 8,554.89 |
| 10 | 7,699.40 |
| 11 | 6,999.45 |

Mandáty d'Hondtova metoda

4

Středoč

SPOLU – ODS, KDU-ČSL, TOP 09

Počet hlasů

203,091

řada dělitelů

| | |
|----|------------|
| 1 | 203,091.00 |
| 2 | 101,545.50 |
| 3 | 67,697.00 |
| 4 | 50,772.75 |
| 5 | 40,618.20 |
| 6 | 33,848.50 |
| 7 | 29,013.00 |
| 8 | 25,386.38 |
| 9 | 22,565.67 |
| 10 | 20,309.10 |
| 11 | 18,462.82 |
| 12 | 16,924.25 |
| 13 | 15,622.38 |
| 14 | 14,506.50 |
| 15 | 13,539.40 |
| 16 | 12,693.19 |
| 17 | 11,946.53 |
| 18 | 11,282.83 |
| 19 | 10,689.00 |
| 20 | 10,154.55 |
| 21 | 9,671.00 |
| 22 | 9,231.41 |
| 23 | 8,830.04 |
| 24 | 8,462.13 |
| 25 | 8,123.64 |
| 26 | 7,811.19 |

Mandáty d'Hondtova metoda

9

| | | |
|---------------------------|------------------------------|------------|
| Počet hlasů | | 251,090 |
| řada dělitelů | | |
| 1 | | 251,090.00 |
| 2 | | 125,545.00 |
| 3 | | 83,696.67 |
| 4 | | 62,772.50 |
| 5 | | 50,218.00 |
| 6 | | 41,848.33 |
| 7 | | 35,870.00 |
| 8 | | 31,386.25 |
| 9 | | 27,898.89 |
| 10 | | 25,109.00 |
| 11 | | 22,826.36 |
| 12 | | 20,924.17 |
| 13 | | 19,314.62 |
| 14 | | 17,935.00 |
| 15 | | 16,739.33 |
| 16 | | 15,693.13 |
| 17 | | 14,770.00 |
| 18 | | 13,949.44 |
| 19 | | 13,215.26 |
| 20 | | 12,554.50 |
| 21 | | 11,956.67 |
| 22 | | 11,413.18 |
| 23 | | 10,916.96 |
| Mandáty d'Hondtova metoda | | 11 |
| Mandáty d'Hondtova metoda | SPOLU – ODS, KDU-ČSL, TOP 09 | 70 |

Karlova

SPOLU+PIRSTAN

Počet hlasů

44,901

řada dělitelů

| | |
|---|-----------|
| 1 | 44,901.00 |
| 2 | 22,450.50 |
| 3 | 14,967.00 |
| 4 | 11,225.25 |
| 5 | 8,980.20 |

Mandáty d'Hondtova metoda

2

Ústeč

SPOLU+PIRSTAN

Počet hlasů

127,362

řada dělitelů

| | |
|----|------------|
| 1 | 127,362.00 |
| 2 | 63,681.00 |
| 3 | 42,454.00 |
| 4 | 31,840.50 |
| 5 | 25,472.40 |
| 6 | 21,227.00 |
| 7 | 18,194.57 |
| 8 | 15,920.25 |
| 9 | 14,151.33 |
| 10 | 12,736.20 |
| 11 | 11,578.36 |
| 12 | 10,613.50 |
| 13 | 9,797.08 |
| 14 | 9,097.29 |

Mandáty d'Hondtova metoda

6

Liberec

SPOLU+PIRSTAN

Počet hlasů

97,814

řada dělitelů

| | |
|---|-----------|
| 1 | 97,814.00 |
| 2 | 48,907.00 |
| 3 | 32,604.67 |
| 4 | 24,453.50 |
| 5 | 19,562.80 |
| 6 | 16,302.33 |
| 7 | 13,973.43 |
| 8 | 12,226.75 |

Mandáty d'Hondtova metoda

4

Královehra

SPOLU+PIRSTAN

Počet hlasů

128,717

řada dělitelů

| | |
|----|------------|
| 1 | 128,717.00 |
| 2 | 64,358.50 |
| 3 | 42,905.67 |
| 4 | 32,179.25 |
| 5 | 25,743.40 |
| 6 | 21,452.83 |
| 7 | 18,388.14 |
| 8 | 16,089.63 |
| 9 | 14,301.89 |
| 10 | 12,871.70 |
| 11 | 11,701.55 |

Mandáty d'Hondtova metoda

6

Pardubi

SPOLU+PIRSTAN

Počet hlasů

116,791

řada dělitelů

| | |
|---|------------|
| 1 | 116,791.00 |
| 2 | 58,395.50 |
| 3 | 38,930.33 |

| | |
|----|-----------|
| 4 | 29,197.75 |
| 5 | 23,358.20 |
| 6 | 19,465.17 |
| 7 | 16,684.43 |
| 8 | 14,598.88 |
| 9 | 12,976.78 |
| 10 | 11,679.10 |

Mandáty d'Hondtova metoda

6

Olomou

SPOLU+PIRSTAN

Počet hlasů

119,839

řada dělitelů

| | |
|----|------------|
| 1 | 119,839.00 |
| 2 | 59,919.50 |
| 3 | 39,946.33 |
| 4 | 29,959.75 |
| 5 | 23,967.80 |
| 6 | 19,973.17 |
| 7 | 17,119.86 |
| 8 | 14,979.88 |
| 9 | 13,315.44 |
| 10 | 11,983.90 |
| 11 | 10,894.45 |
| 12 | 9,986.58 |

Mandáty d'Hondtova metoda

6

Moravskos

SPOLU+PIRSTAN

Počet hlasů

183,869

řada dělitelů

| | |
|---|------------|
| 1 | 183,869.00 |
| 2 | 91,934.50 |
| 3 | 61,289.67 |
| 4 | 45,967.25 |
| 5 | 36,773.80 |

| | |
|----|-----------|
| 6 | 30,644.83 |
| 7 | 26,267.00 |
| 8 | 22,983.63 |
| 9 | 20,429.89 |
| 10 | 18,386.90 |
| 11 | 16,715.36 |
| 12 | 15,322.42 |
| 13 | 14,143.77 |
| 14 | 13,133.50 |
| 15 | 12,257.93 |
| 16 | 11,491.81 |
| 17 | 10,815.82 |
| 18 | 10,214.94 |
| 19 | 9,677.32 |
| 20 | 9,193.45 |
| 21 | 8,755.67 |
| 22 | 8,357.68 |

Mandáty d'Hondtova metoda

9

Zlínsk

SPOLU+PIRSTAN

Počet hlasů

129,136

řada dělitelů

| | |
|----|------------|
| 1 | 129,136.00 |
| 2 | 64,568.00 |
| 3 | 43,045.33 |
| 4 | 32,284.00 |
| 5 | 25,827.20 |
| 6 | 21,522.67 |
| 7 | 18,448.00 |
| 8 | 16,142.00 |
| 9 | 14,348.44 |
| 10 | 12,913.60 |
| 11 | 11,739.64 |
| 12 | 10,761.33 |

Mandáty d'Hondtova metoda

7

Jihomora

SPOLU+PIRSTAN

Počet hlasů

276,098

řada dělitelů

| | |
|----|------------|
| 1 | 276,098.00 |
| 2 | 138,049.00 |
| 3 | 92,032.67 |
| 4 | 69,024.50 |
| 5 | 55,219.60 |
| 6 | 46,016.33 |
| 7 | 39,442.57 |
| 8 | 34,512.25 |
| 9 | 30,677.56 |
| 10 | 27,609.80 |
| 11 | 25,099.82 |
| 12 | 23,008.17 |
| 13 | 21,238.31 |
| 14 | 19,721.29 |
| 15 | 18,406.53 |
| 16 | 17,256.13 |
| 17 | 16,241.06 |
| 18 | 15,338.78 |
| 19 | 14,531.47 |
| 20 | 13,804.90 |
| 21 | 13,147.52 |
| 22 | 12,549.91 |
| 23 | 12,004.26 |

Mandáty d'Hondtova metoda

13

kraj Vy

SPOLU+PIRSTAN

Počet hlasů

115,082

řada dělitelů

| | |
|---|------------|
| 1 | 115,082.00 |
| 2 | 57,541.00 |
| 3 | 38,360.67 |
| 4 | 28,770.50 |
| 5 | 23,016.40 |
| 6 | 19,180.33 |
| 7 | 16,440.29 |
| 8 | 14,385.25 |
| 9 | 12,786.89 |

| | | |
|---------------------------|----|-----------|
| | 10 | 11,508.20 |
| Mandáty d'Hondtova metoda | | 6 |

Jihočes

SPOLU+PIRSTAN

Počet hlasů 143,055

řada dělitelů

| | |
|----|------------|
| 1 | 143,055.00 |
| 2 | 71,527.50 |
| 3 | 47,685.00 |
| 4 | 35,763.75 |
| 5 | 28,611.00 |
| 6 | 23,842.50 |
| 7 | 20,436.43 |
| 8 | 17,881.88 |
| 9 | 15,895.00 |
| 10 | 14,305.50 |
| 11 | 13,005.00 |
| 12 | 11,921.25 |
| 13 | 11,004.23 |

| | | |
|---------------------------|--|---|
| Mandáty d'Hondtova metoda | | 7 |
|---------------------------|--|---|

Plzeňs

SPOLU+PIRSTAN

Počet hlasů 117,204

řada dělitelů

| | |
|----|------------|
| 1 | 117,204.00 |
| 2 | 58,602.00 |
| 3 | 39,068.00 |
| 4 | 29,301.00 |
| 5 | 23,440.80 |
| 6 | 19,534.00 |
| 7 | 16,743.43 |
| 8 | 14,650.50 |
| 9 | 13,022.67 |
| 10 | 11,720.40 |

11 10,654.91

Mandáty d'Hondtova metoda

6

Středoč

SPOLU+PIRSTAN

Počet hlasů

340,623

řada dělitelů

| | |
|----|------------|
| 1 | 340,623.00 |
| 2 | 170,311.50 |
| 3 | 113,541.00 |
| 4 | 85,155.75 |
| 5 | 68,124.60 |
| 6 | 56,770.50 |
| 7 | 48,660.43 |
| 8 | 42,577.88 |
| 9 | 37,847.00 |
| 10 | 34,062.30 |
| 11 | 30,965.73 |
| 12 | 28,385.25 |
| 13 | 26,201.77 |
| 14 | 24,330.21 |
| 15 | 22,708.20 |
| 16 | 21,288.94 |
| 17 | 20,036.65 |
| 18 | 18,923.50 |
| 19 | 17,927.53 |
| 20 | 17,031.15 |
| 21 | 16,220.14 |
| 22 | 15,482.86 |
| 23 | 14,809.70 |
| 24 | 14,192.63 |
| 25 | 13,624.92 |
| 26 | 13,100.88 |

Mandáty d'Hondtova metoda

16

kraj Hlavní r

SPOLU+PIRSTAN

Počet hlasů

393,190

řada dělitelů

| | |
|----|------------|
| 1 | 393,190.00 |
| 2 | 196,595.00 |
| 3 | 131,063.33 |
| 4 | 98,297.50 |
| 5 | 78,638.00 |
| 6 | 65,531.67 |
| 7 | 56,170.00 |
| 8 | 49,148.75 |
| 9 | 43,687.78 |
| 10 | 39,319.00 |
| 11 | 35,744.55 |
| 12 | 32,765.83 |
| 13 | 30,245.38 |
| 14 | 28,085.00 |
| 15 | 26,212.67 |
| 16 | 24,574.38 |
| 17 | 23,128.82 |
| 18 | 21,843.89 |
| 19 | 20,694.21 |
| 20 | 19,659.50 |
| 21 | 18,723.33 |
| 22 | 17,872.27 |
| 23 | 17,095.22 |

Mandáty d'Hondtova metoda

17

Mandáty d'Hondtova metoda

SPOLU+PIRSTAN

111

rský kraj

5 mandátů

| ANO 2011 | PIRÁTI a STAROSTOVÉ | Svoboda a př. demokracie (SPD) |
|-----------|---------------------|--------------------------------|
| 43,081 | 18,546 | 16,629 |
| 43,081.00 | 18,546.00 | 16,629.00 |
| 21,540.50 | 9,273.00 | 8,314.50 |
| 14,360.33 | 6,182.00 | 5,543.00 |
| 10,770.25 | 4,636.50 | 4,157.25 |
| 8,616.20 | 3,709.20 | 3,325.80 |
| 2 | 1 | 1 |

ký kraj

14 mandátů

| ANO 2011 | PIRÁTI a STAROSTOVÉ | Svoboda a př. demokracie (SPD) |
|------------|---------------------|--------------------------------|
| 134,322 | 52,797 | 44,774 |
| 134,322.00 | 52,797.00 | 44,774.00 |
| 67,161.00 | 26,398.50 | 22,387.00 |
| 44,774.00 | 17,599.00 | 14,924.67 |
| 33,580.50 | 13,199.25 | 11,193.50 |
| 26,864.40 | 10,559.40 | 8,954.80 |
| 22,387.00 | 8,799.50 | 7,462.33 |
| 19,188.86 | 7,542.43 | 6,396.29 |
| 16,790.25 | 6,599.63 | 5,596.75 |
| 14,924.67 | 5,866.33 | 4,974.89 |
| 13,432.20 | 5,279.70 | 4,477.40 |
| 12,211.09 | 4,799.73 | 4,070.36 |
| 11,193.50 | 4,399.75 | 3,731.17 |
| 10,332.46 | 4,061.31 | 3,444.15 |
| 9,594.43 | 3,771.21 | 3,198.14 |
| 7 | 2 | 2 |

ský kraj

8 mandátů

| ANO 2011 | PIRÁTI a STAROSTOVÉ | Svoboda a př. demokracie (SPD) |
|-----------|---------------------|--------------------------------|
| 59,515 | 47,350 | 24,384 |
| 59,515.00 | 47,350.00 | 24,384.00 |
| 29,757.50 | 23,675.00 | 12,192.00 |
| 19,838.33 | 15,783.33 | 8,128.00 |
| 14,878.75 | 11,837.50 | 6,096.00 |
| 11,903.00 | 9,470.00 | 4,876.80 |
| 9,919.17 | 7,891.67 | 4,064.00 |
| 8,502.14 | 6,764.29 | 3,483.43 |
| 7,439.38 | 5,918.75 | 3,048.00 |
| 3 | 2 | 1 |

středočeský kraj

11 mandátů

| ANO 2011 | PIRÁTI a STAROSTOVÉ | Svoboda a př. demokracie (SPD) |
|-----------|---------------------|--------------------------------|
| 79,463 | 44,551 | 26,661 |
| 79,463.00 | 44,551.00 | 26,661.00 |
| 39,731.50 | 22,275.50 | 13,330.50 |
| 26,487.67 | 14,850.33 | 8,887.00 |
| 19,865.75 | 11,137.75 | 6,665.25 |
| 15,892.60 | 8,910.20 | 5,332.20 |
| 13,243.83 | 7,425.17 | 4,443.50 |
| 11,351.86 | 6,364.43 | 3,808.71 |
| 9,932.88 | 5,568.88 | 3,332.63 |
| 8,829.22 | 4,950.11 | 2,962.33 |
| 7,946.30 | 4,455.10 | 2,666.10 |
| 7,223.91 | 4,050.09 | 2,423.73 |
| 4 | 2 | 1 |

středočeský kraj

10 mandátů

| ANO 2011 | PIRÁTI a STAROSTOVÉ | Svoboda a př. demokracie (SPD) |
|-----------|---------------------|--------------------------------|
| 73,556 | 38,628 | 25,673 |
| 73,556.00 | 38,628.00 | 25,673.00 |

| | | |
|-----------|-----------|-----------|
| 36,778.00 | 19,314.00 | 12,836.50 |
| 24,518.67 | 12,876.00 | 8,557.67 |
| 18,389.00 | 9,657.00 | 6,418.25 |
| 14,711.20 | 7,725.60 | 5,134.60 |
| 12,259.33 | 6,438.00 | 4,278.83 |
| 10,508.00 | 5,518.29 | 3,667.57 |
| 9,194.50 | 4,828.50 | 3,209.13 |
| 8,172.89 | 4,292.00 | 2,852.56 |
| 7,355.60 | 3,862.80 | 2,567.30 |
| 3 | 2 | 1 |

středočeský kraj

12 mandátů

| ANO 2011 | PIRÁTI a STAROSTOVÉ | Svoboda a př. demokracie (SPD) |
|-----------|---------------------|--------------------------------|
| 96,714 | 40,124 | 39,759 |
| 96,714.00 | 40,124.00 | 39,759.00 |
| 48,357.00 | 20,062.00 | 19,879.50 |
| 32,238.00 | 13,374.67 | 13,253.00 |
| 24,178.50 | 10,031.00 | 9,939.75 |
| 19,342.80 | 8,024.80 | 7,951.80 |
| 16,119.00 | 6,687.33 | 6,626.50 |
| 13,816.29 | 5,732.00 | 5,679.86 |
| 12,089.25 | 5,015.50 | 4,969.88 |
| 10,746.00 | 4,458.22 | 4,417.67 |
| 9,671.40 | 4,012.40 | 3,975.90 |
| 8,792.18 | 3,647.64 | 3,614.45 |
| 8,059.50 | 3,343.67 | 3,313.25 |
| 4 | 2 | 2 |

slezský kraj

22 mandátů

| ANO 2011 | PIRÁTI a STAROSTOVÉ | Svoboda a př. demokracie (SPD) |
|------------|---------------------|--------------------------------|
| 195,176 | 64,412 | 74,191 |
| 195,176.00 | 64,412.00 | 74,191.00 |
| 97,588.00 | 32,206.00 | 37,095.50 |
| 65,058.67 | 21,470.67 | 24,730.33 |

| | | |
|-----------|-----------|-----------|
| 48,794.00 | 16,103.00 | 18,547.75 |
| 39,035.20 | 12,882.40 | 14,838.20 |
| 32,529.33 | 10,735.33 | 12,365.17 |
| 27,882.29 | 9,201.71 | 10,598.71 |
| 24,397.00 | 8,051.50 | 9,273.88 |
| 21,686.22 | 7,156.89 | 8,243.44 |
| 19,517.60 | 6,441.20 | 7,419.10 |
| 17,743.27 | 5,855.64 | 6,744.64 |
| 16,264.67 | 5,367.67 | 6,182.58 |
| 15,013.54 | 4,954.77 | 5,707.00 |
| 13,941.14 | 4,600.86 | 5,299.36 |
| 13,011.73 | 4,294.13 | 4,946.07 |
| 12,198.50 | 4,025.75 | 4,636.94 |
| 11,480.94 | 3,788.94 | 4,364.18 |
| 10,843.11 | 3,578.44 | 4,121.72 |
| 10,272.42 | 3,390.11 | 3,904.79 |
| 9,758.80 | 3,220.60 | 3,709.55 |
| 9,294.10 | 3,067.24 | 3,532.90 |
| 8,871.64 | 2,927.82 | 3,372.32 |
| 10 | 3 | 3 |

ý kraj

12 mandátů

| ANO 2011 | PIRÁTI a STAROSTOVÉ | Svoboda a př. demokracie (SPD) |
|-----------|---------------------|--------------------------------|
| 84,534 | 42,117 | 35,662 |
| 84,534.00 | 42,117.00 | 35,662.00 |
| 42,267.00 | 21,058.50 | 17,831.00 |
| 28,178.00 | 14,039.00 | 11,887.33 |
| 21,133.50 | 10,529.25 | 8,915.50 |
| 16,906.80 | 8,423.40 | 7,132.40 |
| 14,089.00 | 7,019.50 | 5,943.67 |
| 12,076.29 | 6,016.71 | 5,094.57 |
| 10,566.75 | 5,264.63 | 4,457.75 |
| 9,392.67 | 4,679.67 | 3,962.44 |
| 8,453.40 | 4,211.70 | 3,566.20 |
| 7,684.91 | 3,828.82 | 3,242.00 |
| 7,044.50 | 3,509.75 | 2,971.83 |
| 4 | 2 | 2 |

středočeský kraj

23 mandátů

| ANO 2011 | PIRÁTI a STAROSTOVÉ | Svoboda a př. demokracie (SPD) |
|------------|---------------------|--------------------------------|
| 158,362 | 88,601 | 58,427 |
| 158,362.00 | 88,601.00 | 58,427.00 |
| 79,181.00 | 44,300.50 | 29,213.50 |
| 52,787.33 | 29,533.67 | 19,475.67 |
| 39,590.50 | 22,150.25 | 14,606.75 |
| 31,672.40 | 17,720.20 | 11,685.40 |
| 26,393.67 | 14,766.83 | 9,737.83 |
| 22,623.14 | 12,657.29 | 8,346.71 |
| 19,795.25 | 11,075.13 | 7,303.38 |
| 17,595.78 | 9,844.56 | 6,491.89 |
| 15,836.20 | 8,860.10 | 5,842.70 |
| 14,396.55 | 8,054.64 | 5,311.55 |
| 13,196.83 | 7,383.42 | 4,868.92 |
| 12,181.69 | 6,815.46 | 4,494.38 |
| 11,311.57 | 6,328.64 | 4,173.36 |
| 10,557.47 | 5,906.73 | 3,895.13 |
| 9,897.63 | 5,537.56 | 3,651.69 |
| 9,315.41 | 5,211.82 | 3,436.88 |
| 8,797.89 | 4,922.28 | 3,245.94 |
| 8,334.84 | 4,663.21 | 3,075.11 |
| 7,918.10 | 4,430.05 | 2,921.35 |
| 7,541.05 | 4,219.10 | 2,782.24 |
| 7,198.27 | 4,027.32 | 2,655.77 |
| 6,885.30 | 3,852.22 | 2,540.30 |
| 8 | 4 | 2 |

celostátní úroveň

10 mandátů

| ANO 2011 | PIRÁTI a STAROSTOVÉ | Svoboda a př. demokracie (SPD) |
|-----------|---------------------|--------------------------------|
| 74,113 | 37,451 | 24,729 |
| 74,113.00 | 37,451.00 | 24,729.00 |
| 37,056.50 | 18,725.50 | 12,364.50 |
| 24,704.33 | 12,483.67 | 8,243.00 |
| 18,528.25 | 9,362.75 | 6,182.25 |
| 14,822.60 | 7,490.20 | 4,945.80 |
| 12,352.17 | 6,241.83 | 4,121.50 |
| 10,587.57 | 5,350.14 | 3,532.71 |

| | | |
|----------|----------|----------|
| 9,264.13 | 4,681.38 | 3,091.13 |
| 8,234.78 | 4,161.22 | 2,747.67 |
| 7,411.30 | 3,745.10 | 2,472.90 |

3

2

1

ský kraj

13 mandátů

| | | |
|----------|---------------------|--------------------------------|
| ANO 2011 | PIRÁTI a STAROSTOVÉ | Svoboda a př. demokracie (SPD) |
|----------|---------------------|--------------------------------|

89,509

45,357

30,183

| | | |
|-----------|-----------|-----------|
| 89,509.00 | 45,357.00 | 30,183.00 |
|-----------|-----------|-----------|

| | | |
|-----------|-----------|-----------|
| 44,754.50 | 22,678.50 | 15,091.50 |
|-----------|-----------|-----------|

| | | |
|-----------|-----------|-----------|
| 29,836.33 | 15,119.00 | 10,061.00 |
|-----------|-----------|-----------|

| | | |
|-----------|-----------|----------|
| 22,377.25 | 11,339.25 | 7,545.75 |
|-----------|-----------|----------|

| | | |
|-----------|----------|----------|
| 17,901.80 | 9,071.40 | 6,036.60 |
|-----------|----------|----------|

| | | |
|-----------|----------|----------|
| 14,918.17 | 7,559.50 | 5,030.50 |
|-----------|----------|----------|

| | | |
|-----------|----------|----------|
| 12,787.00 | 6,479.57 | 4,311.86 |
|-----------|----------|----------|

| | | |
|-----------|----------|----------|
| 11,188.63 | 5,669.63 | 3,772.88 |
|-----------|----------|----------|

| | | |
|----------|----------|----------|
| 9,945.44 | 5,039.67 | 3,353.67 |
|----------|----------|----------|

| | | |
|----------|----------|----------|
| 8,950.90 | 4,535.70 | 3,018.30 |
|----------|----------|----------|

| | | |
|----------|----------|----------|
| 8,137.18 | 4,123.36 | 2,743.91 |
|----------|----------|----------|

| | | |
|----------|----------|----------|
| 7,459.08 | 3,779.75 | 2,515.25 |
|----------|----------|----------|

| | | |
|----------|----------|----------|
| 6,885.31 | 3,489.00 | 2,321.77 |
|----------|----------|----------|

5

2

1

ký kraj

11 mandátů

| | | |
|----------|---------------------|--------------------------------|
| ANO 2011 | PIRÁTI a STAROSTOVÉ | Svoboda a př. demokracie (SPD) |
|----------|---------------------|--------------------------------|

84,107

40,210

28,874

| | | |
|-----------|-----------|-----------|
| 84,107.00 | 40,210.00 | 28,874.00 |
|-----------|-----------|-----------|

| | | |
|-----------|-----------|-----------|
| 42,053.50 | 20,105.00 | 14,437.00 |
|-----------|-----------|-----------|

| | | |
|-----------|-----------|----------|
| 28,035.67 | 13,403.33 | 9,624.67 |
|-----------|-----------|----------|

| | | |
|-----------|-----------|----------|
| 21,026.75 | 10,052.50 | 7,218.50 |
|-----------|-----------|----------|

| | | |
|-----------|----------|----------|
| 16,821.40 | 8,042.00 | 5,774.80 |
|-----------|----------|----------|

| | | |
|-----------|----------|----------|
| 14,017.83 | 6,701.67 | 4,812.33 |
|-----------|----------|----------|

| | | |
|-----------|----------|----------|
| 12,015.29 | 5,744.29 | 4,124.86 |
|-----------|----------|----------|

| | | |
|-----------|----------|----------|
| 10,513.38 | 5,026.25 | 3,609.25 |
|-----------|----------|----------|

| | | |
|----------|----------|----------|
| 9,345.22 | 4,467.78 | 3,208.22 |
| 8,410.70 | 4,021.00 | 2,887.40 |
| 7,646.09 | 3,655.45 | 2,624.91 |
| 4 | 2 | 1 |

eský kraj

26 mandátů

| ANO 2011 | PIRÁTI a STAROSTOVÉ | Svoboda a př. demokracie (SPD) |
|------------|---------------------|--------------------------------|
| 176,100 | 137,532 | 55,105 |
| 176,100.00 | 137,532.00 | 55,105.00 |
| 88,050.00 | 68,766.00 | 27,552.50 |
| 58,700.00 | 45,844.00 | 18,368.33 |
| 44,025.00 | 34,383.00 | 13,776.25 |
| 35,220.00 | 27,506.40 | 11,021.00 |
| 29,350.00 | 22,922.00 | 9,184.17 |
| 25,157.14 | 19,647.43 | 7,872.14 |
| 22,012.50 | 17,191.50 | 6,888.13 |
| 19,566.67 | 15,281.33 | 6,122.78 |
| 17,610.00 | 13,753.20 | 5,510.50 |
| 16,009.09 | 12,502.91 | 5,009.55 |
| 14,675.00 | 11,461.00 | 4,592.08 |
| 13,546.15 | 10,579.38 | 4,238.85 |
| 12,578.57 | 9,823.71 | 3,936.07 |
| 11,740.00 | 9,168.80 | 3,673.67 |
| 11,006.25 | 8,595.75 | 3,444.06 |
| 10,358.82 | 8,090.12 | 3,241.47 |
| 9,783.33 | 7,640.67 | 3,061.39 |
| 9,268.42 | 7,238.53 | 2,900.26 |
| 8,805.00 | 6,876.60 | 2,755.25 |
| 8,385.71 | 6,549.14 | 2,624.05 |
| 8,004.55 | 6,251.45 | 2,504.77 |
| 7,656.52 | 5,979.65 | 2,395.87 |
| 7,337.50 | 5,730.50 | 2,296.04 |
| 7,044.00 | 5,501.28 | 2,204.20 |
| 6,773.08 | 5,289.69 | 2,119.42 |
| 8 | 6 | 2 |

město Praha

23 mandátů

| ANO 2011 | PIRÁTI a STAROSTOVÉ | Svoboda a př. demokracie (SPD) |
|------------|---------------------|--------------------------------|
| 109,588 | 142,100 | 28,859 |
| 109,588.00 | 142,100.00 | 28,859.00 |
| 54,794.00 | 71,050.00 | 14,429.50 |
| 36,529.33 | 47,366.67 | 9,619.67 |
| 27,397.00 | 35,525.00 | 7,214.75 |
| 21,917.60 | 28,420.00 | 5,771.80 |
| 18,264.67 | 23,683.33 | 4,809.83 |
| 15,655.43 | 20,300.00 | 4,122.71 |
| 13,698.50 | 17,762.50 | 3,607.38 |
| 12,176.44 | 15,788.89 | 3,206.56 |
| 10,958.80 | 14,210.00 | 2,885.90 |
| 9,962.55 | 12,918.18 | 2,623.55 |
| 9,132.33 | 11,841.67 | 2,404.92 |
| 8,429.85 | 10,930.77 | 2,219.92 |
| 7,827.71 | 10,150.00 | 2,061.36 |
| 7,305.87 | 9,473.33 | 1,923.93 |
| 6,849.25 | 8,881.25 | 1,803.69 |
| 6,446.35 | 8,358.82 | 1,697.59 |
| 6,088.22 | 7,894.44 | 1,603.28 |
| 5,767.79 | 7,478.95 | 1,518.89 |
| 5,479.40 | 7,105.00 | 1,442.95 |
| 5,218.48 | 6,766.67 | 1,374.24 |
| 4,981.27 | 6,459.09 | 1,311.77 |
| 4,764.70 | 6,178.26 | 1,254.74 |
| 5 | 6 | 1 |

| | | |
|----------|---------------------|--------------------------------|
| ANO 2011 | PIRÁTI a STAROSTOVÉ | Svoboda a př. demokracie (SPD) |
| 70 | 38 | 21 |

rský kraj

5 mandátů

ANO 2011+ SPD

PIRÁTI a STAROSTOVÉ

59,710

18,546

59,710.00

18,546.00

29,855.00

9,273.00

19,903.33

6,182.00

14,927.50

4,636.50

11,942.00

3,709.20

3

1

ký kraj

14 mandátů

ANO 2011+ SPD

PIRÁTI a STAROSTOVÉ

179,096

52,797

179,096.00

52,797.00

89,548.00

26,398.50

59,698.67

17,599.00

44,774.00

13,199.25

35,819.20

10,559.40

29,849.33

8,799.50

25,585.14

7,542.43

22,387.00

6,599.63

19,899.56

5,866.33

17,909.60

5,279.70

16,281.45

4,799.73

14,924.67

4,399.75

13,776.62

4,061.31

12,792.57

3,771.21

9

2

cký kraj

8 mandátů

ANO 2011+ SPD

PIRÁTI a STAROSTOVÉ

83,899

47,350

83,899.00

47,350.00

41,949.50

23,675.00

27,966.33

15,783.33

20,974.75

11,837.50

16,779.80

9,470.00

13,983.17

7,891.67

11,985.57

6,764.29

10,487.38

5,918.75

4

2

středočeský kraj

11 mandátů

ANO 2011+ SPD

PIRÁTI a STAROSTOVÉ

106,124

44,551

106,124.00

44,551.00

53,062.00

22,275.50

35,374.67

14,850.33

26,531.00

11,137.75

21,224.80

8,910.20

17,687.33

7,425.17

15,160.57

6,364.43

13,265.50

5,568.88

11,791.56

4,950.11

10,612.40

4,455.10

9,647.64

4,050.09

5

2

středočeský kraj

10 mandátů

ANO 2011+ SPD

PIRÁTI a STAROSTOVÉ

99,229

38,628

| | |
|-----------|-----------|
| 99,229.00 | 38,628.00 |
| 49,614.50 | 19,314.00 |
| 33,076.33 | 12,876.00 |
| 24,807.25 | 9,657.00 |
| 19,845.80 | 7,725.60 |
| 16,538.17 | 6,438.00 |
| 14,175.57 | 5,518.29 |
| 12,403.63 | 4,828.50 |
| 11,025.44 | 4,292.00 |
| 9,922.90 | 3,862.80 |
| 5 | 1 |

středočeský kraj

12 mandátů

ANO 2011+ SPD

PIRÁTI a STAROSTOVÉ

136,473

40,124

| | |
|------------|-----------|
| 136,473.00 | 40,124.00 |
| 68,236.50 | 20,062.00 |
| 45,491.00 | 13,374.67 |
| 34,118.25 | 10,031.00 |
| 27,294.60 | 8,024.80 |
| 22,745.50 | 6,687.33 |
| 19,496.14 | 5,732.00 |
| 17,059.13 | 5,015.50 |
| 15,163.67 | 4,458.22 |
| 13,647.30 | 4,012.40 |
| 12,406.64 | 3,647.64 |
| 11,372.75 | 3,343.67 |

6

2

slezský kraj

22 mandátů

ANO 2011+ SPD

PIRÁTI a STAROSTOVÉ

269,367

64,412

| | |
|------------|-----------|
| 269,367.00 | 64,412.00 |
| 134,683.50 | 32,206.00 |

| | |
|-----------|-----------|
| 89,789.00 | 21,470.67 |
| 67,341.75 | 16,103.00 |
| 53,873.40 | 12,882.40 |
| 44,894.50 | 10,735.33 |
| 38,481.00 | 9,201.71 |
| 33,670.88 | 8,051.50 |
| 29,929.67 | 7,156.89 |
| 26,936.70 | 6,441.20 |
| 24,487.91 | 5,855.64 |
| 22,447.25 | 5,367.67 |
| 20,720.54 | 4,954.77 |
| 19,240.50 | 4,600.86 |
| 17,957.80 | 4,294.13 |
| 16,835.44 | 4,025.75 |
| 15,845.12 | 3,788.94 |
| 14,964.83 | 3,578.44 |
| 14,177.21 | 3,390.11 |
| 13,468.35 | 3,220.60 |
| 12,827.00 | 3,067.24 |
| 12,243.95 | 2,927.82 |
| 13 | 3 |

ý kraj

12 mandátů

ANO 2011+ SPD

PIRÁTI a STAROSTOVÉ

120,196

42,117

| | |
|------------|-----------|
| 120,196.00 | 42,117.00 |
| 60,098.00 | 21,058.50 |
| 40,065.33 | 14,039.00 |
| 30,049.00 | 10,529.25 |
| 24,039.20 | 8,423.40 |
| 20,032.67 | 7,019.50 |
| 17,170.86 | 6,016.71 |
| 15,024.50 | 5,264.63 |
| 13,355.11 | 4,679.67 |
| 12,019.60 | 4,211.70 |
| 10,926.91 | 3,828.82 |
| 10,016.33 | 3,509.75 |

6

2

středočeský kraj

23 mandátů

ANO 2011+ SPD

PIRÁTI a STAROSTOVÉ

216,789

88,601

216,789.00

88,601.00

108,394.50

44,300.50

72,263.00

29,533.67

54,197.25

22,150.25

43,357.80

17,720.20

36,131.50

14,766.83

30,969.86

12,657.29

27,098.63

11,075.13

24,087.67

9,844.56

21,678.90

8,860.10

19,708.09

8,054.64

18,065.75

7,383.42

16,676.08

6,815.46

15,484.93

6,328.64

14,452.60

5,906.73

13,549.31

5,537.56

12,752.29

5,211.82

12,043.83

4,922.28

11,409.95

4,663.21

10,839.45

4,430.05

10,323.29

4,219.10

9,854.05

4,027.32

9,425.61

3,852.22

10

4

středočeský kraj

10 mandátů

ANO 2011+ SPD

PIRÁTI a STAROSTOVÉ

98,842

37,451

98,842.00

37,451.00

49,421.00

18,725.50

32,947.33

12,483.67

24,710.50

9,362.75

19,768.40

7,490.20

16,473.67

6,241.83

| | |
|-----------|----------|
| 14,120.29 | 5,350.14 |
| 12,355.25 | 4,681.38 |
| 10,982.44 | 4,161.22 |
| 9,884.20 | 3,745.10 |

5

1

ský kraj

13 mandátů

ANO 2011+ SPD

PIRÁTI a STAROSTOVÉ

119,692

45,357

119,692.00

45,357.00

59,846.00

22,678.50

39,897.33

15,119.00

29,923.00

11,339.25

23,938.40

9,071.40

19,948.67

7,559.50

17,098.86

6,479.57

14,961.50

5,669.63

13,299.11

5,039.67

11,969.20

4,535.70

10,881.09

4,123.36

9,974.33

3,779.75

9,207.08

3,489.00

6

2

ký kraj

11 mandátů

ANO 2011+ SPD

PIRÁTI a STAROSTOVÉ

112,981

40,210

112,981.00

40,210.00

56,490.50

20,105.00

37,660.33

13,403.33

28,245.25

10,052.50

22,596.20

8,042.00

18,830.17

6,701.67

16,140.14

5,744.29

| | |
|-----------|----------|
| 14,122.63 | 5,026.25 |
| 12,553.44 | 4,467.78 |
| 11,298.10 | 4,021.00 |
| 10,271.00 | 3,655.45 |

5

2

eský kraj

26 mandátů

ANO 2011+ SPD

PIRÁTI a STAROSTOVÉ

231,205

137,532

| | |
|------------|------------|
| 231,205.00 | 137,532.00 |
| 115,602.50 | 68,766.00 |
| 77,068.33 | 45,844.00 |
| 57,801.25 | 34,383.00 |
| 46,241.00 | 27,506.40 |
| 38,534.17 | 22,922.00 |
| 33,029.29 | 19,647.43 |
| 28,900.63 | 17,191.50 |
| 25,689.44 | 15,281.33 |
| 23,120.50 | 13,753.20 |
| 21,018.64 | 12,502.91 |
| 19,267.08 | 11,461.00 |
| 17,785.00 | 10,579.38 |
| 16,514.64 | 9,823.71 |
| 15,413.67 | 9,168.80 |
| 14,450.31 | 8,595.75 |
| 13,600.29 | 8,090.12 |
| 12,844.72 | 7,640.67 |
| 12,168.68 | 7,238.53 |
| 11,560.25 | 6,876.60 |
| 11,009.76 | 6,549.14 |
| 10,509.32 | 6,251.45 |
| 10,052.39 | 5,979.65 |
| 9,633.54 | 5,730.50 |
| 9,248.20 | 5,501.28 |
| 8,892.50 | 5,289.69 |

11

6

město Praha

23 mandátů

ANO 2011+ SPD

PIRÁTI a STAROSTOVÉ

138,447

142,100

138,447.00

142,100.00

69,223.50

71,050.00

46,149.00

47,366.67

34,611.75

35,525.00

27,689.40

28,420.00

23,074.50

23,683.33

19,778.14

20,300.00

17,305.88

17,762.50

15,383.00

15,788.89

13,844.70

14,210.00

12,586.09

12,918.18

11,537.25

11,841.67

10,649.77

10,930.77

9,889.07

10,150.00

9,229.80

9,473.33

8,652.94

8,881.25

8,143.94

8,358.82

7,691.50

7,894.44

7,286.68

7,478.95

6,922.35

7,105.00

6,592.71

6,766.67

6,293.05

6,459.09

6,019.43

6,178.26

6

6

ANO 2011+ SPD

PIRÁTI a STAROSTOVÉ

Celkem

94

36

200

rský kraj 5 mandátů

ANO 2011 SPD

43,081 16,629

43,081.00 16,629.00

21,540.50 8,314.50

14,360.33 5,543.00

10,770.25 4,157.25

8,616.20 3,325.80

2 1

ký kraj 14 mandátů

ANO 2011 SPD

134,322 44,774

134,322.00 44,774.00

67,161.00 22,387.00

44,774.00 14,924.67

33,580.50 11,193.50

26,864.40 8,954.80

22,387.00 7,462.33

19,188.86 6,396.29

16,790.25 5,596.75

14,924.67 4,974.89

13,432.20 4,477.40

12,211.09 4,070.36

11,193.50 3,731.17

10,332.46 3,444.15

9,594.43 3,198.14

6 2

cký kraj 8 mandátů

ANO 2011 SPD

| | |
|--------|--------|
| 59,515 | 24,384 |
|--------|--------|

| | |
|-----------|-----------|
| 59,515.00 | 24,384.00 |
| 29,757.50 | 12,192.00 |
| 19,838.33 | 8,128.00 |
| 14,878.75 | 6,096.00 |
| 11,903.00 | 4,876.80 |
| 9,919.17 | 4,064.00 |
| 8,502.14 | 3,483.43 |
| 7,439.38 | 3,048.00 |

| | |
|---|---|
| 3 | 1 |
|---|---|

středočeský kraj

11 mandátů

| | |
|----------|-----|
| ANO 2011 | SPD |
|----------|-----|

| | |
|--------|--------|
| 79,463 | 26,661 |
|--------|--------|

| | |
|-----------|-----------|
| 79,463.00 | 26,661.00 |
| 39,731.50 | 13,330.50 |
| 26,487.67 | 8,887.00 |
| 19,865.75 | 6,665.25 |
| 15,892.60 | 5,332.20 |
| 13,243.83 | 4,443.50 |
| 11,351.86 | 3,808.71 |
| 9,932.88 | 3,332.63 |
| 8,829.22 | 2,962.33 |
| 7,946.30 | 2,666.10 |
| 7,223.91 | 2,423.73 |

| | |
|---|---|
| 4 | 1 |
|---|---|

středočeský kraj

10 mandátů

| | |
|----------|-----|
| ANO 2011 | SPD |
|----------|-----|

| | |
|--------|--------|
| 73,556 | 25,673 |
|--------|--------|

| | |
|-----------|-----------|
| 73,556.00 | 25,673.00 |
| 36,778.00 | 12,836.50 |
| 24,518.67 | 8,557.67 |

| | |
|-----------|----------|
| 18,389.00 | 6,418.25 |
| 14,711.20 | 5,134.60 |
| 12,259.33 | 4,278.83 |
| 10,508.00 | 3,667.57 |
| 9,194.50 | 3,209.13 |
| 8,172.89 | 2,852.56 |
| 7,355.60 | 2,567.30 |

3

1

středočeský kraj

12 mandátů

ANO 2011

SPD

79,715

39,759

79,715.00 39,759.00

39,857.50 19,879.50

26,571.67 13,253.00

19,928.75 9,939.75

15,943.00 7,951.80

13,285.83 6,626.50

11,387.86 5,679.86

9,964.38 4,969.88

8,857.22 4,417.67

7,971.50 3,975.90

7,246.82 3,614.45

6,642.92 3,313.25

4

2

středočeský kraj

22 mandátů

ANO 2011

SPD

195,176

74,191

195,176.00 74,191.00

97,588.00 37,095.50

65,058.67 24,730.33

48,794.00 18,547.75

39,035.20 14,838.20

| | |
|-----------|-----------|
| 32,529.33 | 12,365.17 |
| 27,882.29 | 10,598.71 |
| 24,397.00 | 9,273.88 |
| 21,686.22 | 8,243.44 |
| 19,517.60 | 7,419.10 |
| 17,743.27 | 6,744.64 |
| 16,264.67 | 6,182.58 |
| 15,013.54 | 5,707.00 |
| 13,941.14 | 5,299.36 |
| 13,011.73 | 4,946.07 |
| 12,198.50 | 4,636.94 |
| 11,480.94 | 4,364.18 |
| 10,843.11 | 4,121.72 |
| 10,272.42 | 3,904.79 |
| 9,758.80 | 3,709.55 |
| 9,294.10 | 3,532.90 |
| 8,871.64 | 3,372.32 |
| 10 | 3 |

ý kraj

12 mandátů

ANO 2011

SPD

84,534

35,662

| | |
|-----------|-----------|
| 84,534.00 | 35,662.00 |
| 42,267.00 | 17,831.00 |
| 28,178.00 | 11,887.33 |
| 21,133.50 | 8,915.50 |
| 16,906.80 | 7,132.40 |
| 14,089.00 | 5,943.67 |
| 12,076.29 | 5,094.57 |
| 10,566.75 | 4,457.75 |
| 9,392.67 | 3,962.44 |
| 8,453.40 | 3,566.20 |
| 7,684.91 | 3,242.00 |
| 7,044.50 | 2,971.83 |
| 4 | 1 |

avský kraj

23 mandátů

ANO 2011

SPD

158,362

58,427

158,362.00 58,427.00

79,181.00 29,213.50

52,787.33 19,475.67

39,590.50 14,606.75

31,672.40 11,685.40

26,393.67 9,737.83

22,623.14 8,346.71

19,795.25 7,303.38

17,595.78 6,491.89

15,836.20 5,842.70

14,396.55 5,311.55

13,196.83 4,868.92

12,181.69 4,494.38

11,311.57 4,173.36

10,557.47 3,895.13

9,897.63 3,651.69

9,315.41 3,436.88

8,797.89 3,245.94

8,334.84 3,075.11

7,918.10 2,921.35

7,541.05 2,782.24

7,198.27 2,655.77

6,885.30 2,540.30

8

2

roční

10 mandátů

ANO 2011

SPD

74,113

24,729

74,113.00 24,729.00

37,056.50 12,364.50

24,704.33 8,243.00

18,528.25 6,182.25

14,822.60 4,945.80

12,352.17 4,121.50

10,587.57 3,532.71

9,264.13 3,091.13

8,234.78 2,747.67

| | |
|----------|----------|
| 7,411.30 | 2,472.90 |
|----------|----------|

| | |
|---|---|
| 3 | 1 |
|---|---|

| | |
|----------|------------|
| ský kraj | 13 mandátů |
|----------|------------|

| | |
|----------|-----|
| ANO 2011 | SPD |
|----------|-----|

| | |
|--------|--------|
| 89,509 | 30,183 |
|--------|--------|

| | |
|-----------|-----------|
| 89,509.00 | 30,183.00 |
|-----------|-----------|

| | |
|-----------|-----------|
| 44,754.50 | 15,091.50 |
|-----------|-----------|

| | |
|-----------|-----------|
| 29,836.33 | 10,061.00 |
|-----------|-----------|

| | |
|-----------|----------|
| 22,377.25 | 7,545.75 |
|-----------|----------|

| | |
|-----------|----------|
| 17,901.80 | 6,036.60 |
|-----------|----------|

| | |
|-----------|----------|
| 14,918.17 | 5,030.50 |
|-----------|----------|

| | |
|-----------|----------|
| 12,787.00 | 4,311.86 |
|-----------|----------|

| | |
|-----------|----------|
| 11,188.63 | 3,772.88 |
|-----------|----------|

| | |
|----------|----------|
| 9,945.44 | 3,353.67 |
|----------|----------|

| | |
|----------|----------|
| 8,950.90 | 3,018.30 |
|----------|----------|

| | |
|----------|----------|
| 8,137.18 | 2,743.91 |
|----------|----------|

| | |
|----------|----------|
| 7,459.08 | 2,515.25 |
|----------|----------|

| | |
|----------|----------|
| 6,885.31 | 2,321.77 |
|----------|----------|

| | |
|---|---|
| 5 | 1 |
|---|---|

| | |
|---------|------------|
| ký kraj | 11 mandátů |
|---------|------------|

| | |
|----------|-----|
| ANO 2011 | SPD |
|----------|-----|

| | |
|--------|--------|
| 84,107 | 28,874 |
|--------|--------|

| | |
|-----------|-----------|
| 84,107.00 | 28,874.00 |
|-----------|-----------|

| | |
|-----------|-----------|
| 42,053.50 | 14,437.00 |
|-----------|-----------|

| | |
|-----------|----------|
| 28,035.67 | 9,624.67 |
|-----------|----------|

| | |
|-----------|----------|
| 21,026.75 | 7,218.50 |
|-----------|----------|

| | |
|-----------|----------|
| 16,821.40 | 5,774.80 |
|-----------|----------|

| | |
|-----------|----------|
| 14,017.83 | 4,812.33 |
|-----------|----------|

| | |
|-----------|----------|
| 12,015.29 | 4,124.86 |
|-----------|----------|

| | |
|-----------|----------|
| 10,513.38 | 3,609.25 |
|-----------|----------|

| | |
|----------|----------|
| 9,345.22 | 3,208.22 |
|----------|----------|

| | |
|----------|----------|
| 8,410.70 | 2,887.40 |
|----------|----------|

| | |
|----------|----------|
| 7,646.09 | 2,624.91 |
| 4 | 1 |

eský kraj

26 mandátů

ANO 2011

SPD

176,100

55,105

176,100.00

55,105.00

88,050.00

27,552.50

58,700.00

18,368.33

44,025.00

13,776.25

35,220.00

11,021.00

29,350.00

9,184.17

25,157.14

7,872.14

22,012.50

6,888.13

19,566.67

6,122.78

17,610.00

5,510.50

16,009.09

5,009.55

14,675.00

4,592.08

13,546.15

4,238.85

12,578.57

3,936.07

11,740.00

3,673.67

11,006.25

3,444.06

10,358.82

3,241.47

9,783.33

3,061.39

9,268.42

2,900.26

8,805.00

2,755.25

8,385.71

2,624.05

8,004.55

2,504.77

7,656.52

2,395.87

7,337.50

2,296.04

7,044.00

2,204.20

6,773.08

2,119.42

8

2

město Praha

23 mandátů

ANO 2011

SPD

109,588

28,859

| | |
|------------|-----------|
| 109,588.00 | 28,859.00 |
| 54,794.00 | 14,429.50 |
| 36,529.33 | 9,619.67 |
| 27,397.00 | 7,214.75 |
| 21,917.60 | 5,771.80 |
| 18,264.67 | 4,809.83 |
| 15,655.43 | 4,122.71 |
| 13,698.50 | 3,607.38 |
| 12,176.44 | 3,206.56 |
| 10,958.80 | 2,885.90 |
| 9,962.55 | 2,623.55 |
| 9,132.33 | 2,404.92 |
| 8,429.85 | 2,219.92 |
| 7,827.71 | 2,061.36 |
| 7,305.87 | 1,923.93 |
| 6,849.25 | 1,803.69 |
| 6,446.35 | 1,697.59 |
| 6,088.22 | 1,603.28 |
| 5,767.79 | 1,518.89 |
| 5,479.40 | 1,442.95 |
| 5,218.48 | 1,374.24 |
| 4,981.27 | 1,311.77 |
| 4,764.70 | 1,254.74 |

5

1

ANO 2011

SPD

Celkem

69

20

200

Karlovar

SPOLU – ODS, KDU-ČSL, TOP 09

| | | |
|---------------------------|---------------|-----------|
| Počet hlasů | | 26,355 |
| | řada dělitelů | |
| | 1 | 26,355.00 |
| | 2 | 13,177.50 |
| | 3 | 8,785.00 |
| | 4 | 6,588.75 |
| | 5 | 5,271.00 |
| Mandáty d'Hondtova metoda | | 1 |

Ústeck

SPOLU – ODS, KDU-ČSL, TOP 09

| | | |
|---------------------------|---------------|-----------|
| Počet hlasů | | 74,565 |
| | řada dělitelů | |
| | 1 | 74,565.00 |
| | 2 | 37,282.50 |
| | 3 | 24,855.00 |
| | 4 | 18,641.25 |
| | 5 | 14,913.00 |
| | 6 | 12,427.50 |
| | 7 | 10,652.14 |
| | 8 | 9,320.63 |
| | 9 | 8,285.00 |
| | 10 | 7,456.50 |
| | 11 | 6,778.64 |
| | 12 | 6,213.75 |
| | 13 | 5,735.77 |
| | 14 | 5,326.07 |
| Mandáty d'Hondtova metoda | | 3 |

Liberec

SPOLU – ODS, KDU-ČSL, TOP 09

Počet hlasů

50,464

řada dělitelů

| | |
|---|-----------|
| 1 | 50,464.00 |
| 2 | 25,232.00 |
| 3 | 16,821.33 |
| 4 | 12,616.00 |
| 5 | 10,092.80 |
| 6 | 8,410.67 |
| 7 | 7,209.14 |
| 8 | 6,308.00 |

Mandáty d'Hondtova metoda

2

Královehra

SPOLU – ODS, KDU-ČSL, TOP 09

Počet hlasů

84,166

řada dělitelů

| | |
|----|-----------|
| 1 | 84,166.00 |
| 2 | 42,083.00 |
| 3 | 28,055.33 |
| 4 | 21,041.50 |
| 5 | 16,833.20 |
| 6 | 14,027.67 |
| 7 | 12,023.71 |
| 8 | 10,520.75 |
| 9 | 9,351.78 |
| 10 | 8,416.60 |
| 11 | 7,651.45 |

Mandáty d'Hondtova metoda

4

Pardubi

SPOLU – ODS, KDU-ČSL, TOP 09

Počet hlasů

78,163

řada dělitelů

| | |
|---|-----------|
| 1 | 78,163.00 |
|---|-----------|

| | |
|----|-----------|
| 2 | 39,081.50 |
| 3 | 26,054.33 |
| 4 | 19,540.75 |
| 5 | 15,632.60 |
| 6 | 13,027.17 |
| 7 | 11,166.14 |
| 8 | 9,770.38 |
| 9 | 8,684.78 |
| 10 | 7,816.30 |

Mandáty d'Hondtova metoda

4

Olomou

SPOLU – ODS, KDU-ČSL, TOP 09

Počet hlasů

79,715

řada dělitelů

| | |
|----|-----------|
| 1 | 79,715.00 |
| 2 | 39,857.50 |
| 3 | 26,571.67 |
| 4 | 19,928.75 |
| 5 | 15,943.00 |
| 6 | 13,285.83 |
| 7 | 11,387.86 |
| 8 | 9,964.38 |
| 9 | 8,857.22 |
| 10 | 7,971.50 |
| 11 | 7,246.82 |
| 12 | 6,642.92 |

Mandáty d'Hondtova metoda

4

Moravskos

SPOLU – ODS, KDU-ČSL, TOP 09

Počet hlasů

119,457

řada dělitelů

| | |
|---|------------|
| 1 | 119,457.00 |
| 2 | 59,728.50 |
| 3 | 39,819.00 |

| | |
|----|-----------|
| 4 | 29,864.25 |
| 5 | 23,891.40 |
| 6 | 19,909.50 |
| 7 | 17,065.29 |
| 8 | 14,932.13 |
| 9 | 13,273.00 |
| 10 | 11,945.70 |
| 11 | 10,859.73 |
| 12 | 9,954.75 |
| 13 | 9,189.00 |
| 14 | 8,532.64 |
| 15 | 7,963.80 |
| 16 | 7,466.06 |
| 17 | 7,026.88 |
| 18 | 6,636.50 |
| 19 | 6,287.21 |
| 20 | 5,972.85 |
| 21 | 5,688.43 |
| 22 | 5,429.86 |

Mandáty d'Hondtova metoda

5

Zlínsk

SPOLU – ODS, KDU-ČSL, TOP 09

Počet hlasů

87,019

řada dělitelů

| | |
|----|-----------|
| 1 | 87,019.00 |
| 2 | 43,509.50 |
| 3 | 29,006.33 |
| 4 | 21,754.75 |
| 5 | 17,403.80 |
| 6 | 14,503.17 |
| 7 | 12,431.29 |
| 8 | 10,877.38 |
| 9 | 9,668.78 |
| 10 | 8,701.90 |
| 11 | 7,910.82 |
| 12 | 7,251.58 |

Mandáty d'Hondtova metoda

4

Jihomora

SPOLU – ODS, KDU-ČSL, TOP 09

Počet hlasů

187,497

řada dělitelů

| | |
|----|------------|
| 1 | 187,497.00 |
| 2 | 93,748.50 |
| 3 | 62,499.00 |
| 4 | 46,874.25 |
| 5 | 37,499.40 |
| 6 | 31,249.50 |
| 7 | 26,785.29 |
| 8 | 23,437.13 |
| 9 | 20,833.00 |
| 10 | 18,749.70 |
| 11 | 17,045.18 |
| 12 | 15,624.75 |
| 13 | 14,422.85 |
| 14 | 13,392.64 |
| 16 | 11,718.56 |
| 17 | 11,029.24 |
| 18 | 10,416.50 |
| 19 | 9,868.26 |
| 20 | 9,374.85 |
| 21 | 8,928.43 |
| 22 | 8,522.59 |
| 23 | 8,152.04 |

Mandáty d'Hondtova metoda

8

kraj Vy

SPOLU – ODS, KDU-ČSL, TOP 09

Počet hlasů

77,631

řada dělitelů

| | |
|---|-----------|
| 1 | 77,631.00 |
| 2 | 38,815.50 |
| 3 | 25,877.00 |
| 4 | 19,407.75 |
| 5 | 15,526.20 |
| 6 | 12,938.50 |
| 7 | 11,090.14 |
| 8 | 9,703.88 |

| | |
|----|----------|
| 9 | 8,625.67 |
| 10 | 7,763.10 |

Mandáty d'Hondtova metoda

4

Jihočes

SPOLU – ODS, KDU-ČSL, TOP 09

Počet hlasů

97,698

řada dělitelů

| | |
|----|-----------|
| 1 | 97,698.00 |
| 2 | 48,849.00 |
| 3 | 32,566.00 |
| 4 | 24,424.50 |
| 5 | 19,539.60 |
| 6 | 16,283.00 |
| 7 | 13,956.86 |
| 8 | 12,212.25 |
| 9 | 10,855.33 |
| 10 | 9,769.80 |
| 11 | 8,881.64 |
| 12 | 8,141.50 |
| 13 | 7,515.23 |
| 14 | |

Mandáty d'Hondtova metoda

5

Plzeňsl

SPOLU – ODS, KDU-ČSL, TOP 09

Počet hlasů

76,994

řada dělitelů

| | |
|---|-----------|
| 1 | 76,994.00 |
| 2 | 38,497.00 |
| 3 | 25,664.67 |
| 4 | 19,248.50 |
| 5 | 15,398.80 |
| 6 | 12,832.33 |
| 7 | 10,999.14 |
| 8 | 9,624.25 |
| 9 | 8,554.89 |

10 7,699.40

11 6,999.45

Mandáty d'Hondtova metoda

4

Středoče

SPOLU – ODS, KDU-ČSL, TOP 09

Počet hlasů

203,091

řada dělitelů

| | |
|----|------------|
| 1 | 203,091.00 |
| 2 | 101,545.50 |
| 3 | 67,697.00 |
| 4 | 50,772.75 |
| 5 | 40,618.20 |
| 6 | 33,848.50 |
| 7 | 29,013.00 |
| 8 | 25,386.38 |
| 9 | 22,565.67 |
| 10 | 20,309.10 |
| 11 | 18,462.82 |
| 12 | 16,924.25 |
| 13 | 15,622.38 |
| 14 | 14,506.50 |
| 15 | 13,539.40 |
| 16 | 12,693.19 |
| 17 | 11,946.53 |
| 18 | 11,282.83 |
| 19 | 10,689.00 |
| 20 | 10,154.55 |
| 21 | 9,671.00 |
| 22 | 9,231.41 |
| 23 | 8,830.04 |
| 24 | 8,462.13 |
| 25 | 8,123.64 |
| 26 | 7,811.19 |

Mandáty d'Hondtova metoda

9

kraj Hlavní n

Počet hlasů

251,090

řada dělitelů

| | |
|----|------------|
| 1 | 251,090.00 |
| 2 | 125,545.00 |
| 3 | 83,696.67 |
| 4 | 62,772.50 |
| 5 | 50,218.00 |
| 6 | 41,848.33 |
| 7 | 35,870.00 |
| 8 | 31,386.25 |
| 9 | 27,898.89 |
| 10 | 25,109.00 |
| 11 | 22,826.36 |
| 12 | 20,924.17 |
| 13 | 19,314.62 |
| 14 | 17,935.00 |
| 15 | 16,739.33 |
| 16 | 15,693.13 |
| 17 | 14,770.00 |
| 18 | 13,949.44 |
| 19 | 13,215.26 |
| 20 | 12,554.50 |
| 21 | 11,956.67 |
| 22 | 11,413.18 |
| 23 | 10,916.96 |

Mandáty d'Hondtova metoda

11

Mandáty Imperialiho dělitel

SPOLU – ODS, KDU-ČSL, TOP 09

68

ský kraj

| ANO 2011 | PIRÁTI a STAROSTOVÉ | Svoboda a př. demokracie (SPD) |
|-----------|---------------------|--------------------------------|
| 43,081 | 18,546 | 16,629 |
| 43,081.00 | 18,546.00 | 16,629.00 |
| 21,540.50 | 9,273.00 | 8,314.50 |
| 14,360.33 | 6,182.00 | 5,543.00 |
| 10,770.25 | 4,636.50 | 4,157.25 |
| 8,616.20 | 3,709.20 | 3,325.80 |
| 2 | 1 | 1 |

ký kraj

| ANO 2011 | PIRÁTI a STAROSTOVÉ | Svoboda a př. demokracie (SPD) |
|------------|---------------------|--------------------------------|
| 134,322 | 52,797 | 44,774 |
| 134,322.00 | 52,797.00 | 44,774.00 |
| 67,161.00 | 26,398.50 | 22,387.00 |
| 44,774.00 | 17,599.00 | 14,924.67 |
| 33,580.50 | 13,199.25 | 11,193.50 |
| 26,864.40 | 10,559.40 | 8,954.80 |
| 22,387.00 | 8,799.50 | 7,462.33 |
| 19,188.86 | 7,542.43 | 6,396.29 |
| 16,790.25 | 6,599.63 | 5,596.75 |
| 14,924.67 | 5,866.33 | 4,974.89 |
| 13,432.20 | 5,279.70 | 4,477.40 |
| 12,211.09 | 4,799.73 | 4,070.36 |
| 11,193.50 | 4,399.75 | 3,731.17 |
| 10,332.46 | 4,061.31 | 3,444.15 |
| 9,594.43 | 3,771.21 | 3,198.14 |
| 7 | 2 | 2 |

ský kraj

| ANO 2011 | PIRÁTI a STAROSTOVÉ | Svoboda a př. demokracie (SPD) |
|-----------|---------------------|--------------------------------|
| 59,515 | 47,350 | 24,384 |
| 59,515.00 | 47,350.00 | 24,384.00 |
| 29,757.50 | 23,675.00 | 12,192.00 |
| 19,838.33 | 15,783.33 | 8,128.00 |
| 14,878.75 | 11,837.50 | 6,096.00 |
| 11,903.00 | 9,470.00 | 4,876.80 |
| 9,919.17 | 7,891.67 | 4,064.00 |
| 8,502.14 | 6,764.29 | 3,483.43 |
| 7,439.38 | 5,918.75 | 3,048.00 |
| 3 | 2 | 1 |

středočeský kraj

| ANO 2011 | PIRÁTI a STAROSTOVÉ | Svoboda a př. demokracie (SPD) |
|-----------|---------------------|--------------------------------|
| 79,463 | 44,551 | 26,661 |
| 79,463.00 | 44,551.00 | 26,661.00 |
| 39,731.50 | 22,275.50 | 13,330.50 |
| 26,487.67 | 14,850.33 | 8,887.00 |
| 19,865.75 | 11,137.75 | 6,665.25 |
| 15,892.60 | 8,910.20 | 5,332.20 |
| 13,243.83 | 7,425.17 | 4,443.50 |
| 11,351.86 | 6,364.43 | 3,808.71 |
| 9,932.88 | 5,568.88 | 3,332.63 |
| 8,829.22 | 4,950.11 | 2,962.33 |
| 7,946.30 | 4,455.10 | 2,666.10 |
| 7,223.91 | 4,050.09 | 2,423.73 |
| 4 | 2 | 1 |

středočeský kraj

| ANO 2011 | PIRÁTI a STAROSTOVÉ | Svoboda a př. demokracie (SPD) |
|-----------|---------------------|--------------------------------|
| 73,556 | 38,628 | 25,673 |
| 73,556.00 | 38,628.00 | 25,673.00 |

| | | |
|-----------|-----------|-----------|
| 36,778.00 | 19,314.00 | 12,836.50 |
| 24,518.67 | 12,876.00 | 8,557.67 |
| 18,389.00 | 9,657.00 | 6,418.25 |
| 14,711.20 | 7,725.60 | 5,134.60 |
| 12,259.33 | 6,438.00 | 4,278.83 |
| 10,508.00 | 5,518.29 | 3,667.57 |
| 9,194.50 | 4,828.50 | 3,209.13 |
| 8,172.89 | 4,292.00 | 2,852.56 |
| 7,355.60 | 3,862.80 | 2,567.30 |

3

2

1

cký kraj

| | | |
|----------|---------------------|--------------------------------|
| ANO 2011 | PIRÁTI a STAROSTOVÉ | Svoboda a př. demokracie (SPD) |
| 96,714 | 40,124 | 39,759 |

| | | |
|-----------|-----------|-----------|
| 96,714.00 | 40,124.00 | 39,759.00 |
| 48,357.00 | 20,062.00 | 19,879.50 |
| 32,238.00 | 13,374.67 | 13,253.00 |
| 24,178.50 | 10,031.00 | 9,939.75 |
| 19,342.80 | 8,024.80 | 7,951.80 |
| 16,119.00 | 6,687.33 | 6,626.50 |
| 13,816.29 | 5,732.00 | 5,679.86 |
| 12,089.25 | 5,015.50 | 4,969.88 |
| 10,746.00 | 4,458.22 | 4,417.67 |
| 9,671.40 | 4,012.40 | 3,975.90 |
| 8,792.18 | 3,647.64 | 3,614.45 |
| 8,059.50 | 3,343.67 | 3,313.25 |

4

2

2

lezský kraj

| | | |
|----------|---------------------|--------------------------------|
| ANO 2011 | PIRÁTI a STAROSTOVÉ | Svoboda a př. demokracie (SPD) |
| 195,176 | 64,412 | 74,191 |

| | | |
|------------|-----------|-----------|
| 195,176.00 | 64,412.00 | 74,191.00 |
| 97,588.00 | 32,206.00 | 37,095.50 |
| 65,058.67 | 21,470.67 | 24,730.33 |

| | | |
|-----------|-----------|-----------|
| 48,794.00 | 16,103.00 | 18,547.75 |
| 39,035.20 | 12,882.40 | 14,838.20 |
| 32,529.33 | 10,735.33 | 12,365.17 |
| 27,882.29 | 9,201.71 | 10,598.71 |
| 24,397.00 | 8,051.50 | 9,273.88 |
| 21,686.22 | 7,156.89 | 8,243.44 |
| 19,517.60 | 6,441.20 | 7,419.10 |
| 17,743.27 | 5,855.64 | 6,744.64 |
| 16,264.67 | 5,367.67 | 6,182.58 |
| 15,013.54 | 4,954.77 | 5,707.00 |
| 13,941.14 | 4,600.86 | 5,299.36 |
| 13,011.73 | 4,294.13 | 4,946.07 |
| 12,198.50 | 4,025.75 | 4,636.94 |
| 11,480.94 | 3,788.94 | 4,364.18 |
| 10,843.11 | 3,578.44 | 4,121.72 |
| 10,272.42 | 3,390.11 | 3,904.79 |
| 9,758.80 | 3,220.60 | 3,709.55 |
| 9,294.10 | 3,067.24 | 3,532.90 |
| 8,871.64 | 2,927.82 | 3,372.32 |

9

3

3

ý kraj

ANO 2011

PIRÁTI a STAROSTOVÉ

Svoboda a př. demokracie (SPD)

84,534

42,117

35,662

| | | |
|-----------|-----------|-----------|
| 84,534.00 | 42,117.00 | 35,662.00 |
| 42,267.00 | 21,058.50 | 17,831.00 |
| 28,178.00 | 14,039.00 | 11,887.33 |
| 21,133.50 | 10,529.25 | 8,915.50 |
| 16,906.80 | 8,423.40 | 7,132.40 |
| 14,089.00 | 7,019.50 | 5,943.67 |
| 12,076.29 | 6,016.71 | 5,094.57 |
| 10,566.75 | 5,264.63 | 4,457.75 |
| 9,392.67 | 4,679.67 | 3,962.44 |
| 8,453.40 | 4,211.70 | 3,566.20 |
| 7,684.91 | 3,828.82 | 3,242.00 |
| 7,044.50 | 3,509.75 | 2,971.83 |

4

2

2

vský kraj

ANO 2011 PIRÁTI a STAROSTOVÉ Svoboda a př. demokracie (SPD)

158,362 88,601 58,427

| | | |
|------------|-----------|-----------|
| 158,362.00 | 88,601.00 | 58,427.00 |
| 79,181.00 | 44,300.50 | 29,213.50 |
| 52,787.33 | 29,533.67 | 19,475.67 |
| 39,590.50 | 22,150.25 | 14,606.75 |
| 31,672.40 | 17,720.20 | 11,685.40 |
| 26,393.67 | 14,766.83 | 9,737.83 |
| 22,623.14 | 12,657.29 | 8,346.71 |
| 19,795.25 | 11,075.13 | 7,303.38 |
| 17,595.78 | 9,844.56 | 6,491.89 |
| 15,836.20 | 8,860.10 | 5,842.70 |
| 14,396.55 | 8,054.64 | 5,311.55 |
| 13,196.83 | 7,383.42 | 4,868.92 |
| 12,181.69 | 6,815.46 | 4,494.38 |
| 11,311.57 | 6,328.64 | 4,173.36 |
| 9,897.63 | 5,537.56 | 3,651.69 |
| 9,315.41 | 5,211.82 | 3,436.88 |
| 8,797.89 | 4,922.28 | 3,245.94 |
| 8,334.84 | 4,663.21 | 3,075.11 |
| 7,918.10 | 4,430.05 | 2,921.35 |
| 7,541.05 | 4,219.10 | 2,782.24 |
| 7,198.27 | 4,027.32 | 2,655.77 |
| 6,885.30 | 3,852.22 | 2,540.30 |

7

4

2

sočina

ANO 2011 PIRÁTI a STAROSTOVÉ Svoboda a př. demokracie (SPD)

74,113 37,451 24,729

| | | |
|-----------|-----------|-----------|
| 74,113.00 | 37,451.00 | 24,729.00 |
| 37,056.50 | 18,725.50 | 12,364.50 |
| 24,704.33 | 12,483.67 | 8,243.00 |
| 18,528.25 | 9,362.75 | 6,182.25 |
| 14,822.60 | 7,490.20 | 4,945.80 |
| 12,352.17 | 6,241.83 | 4,121.50 |
| 10,587.57 | 5,350.14 | 3,532.71 |
| 9,264.13 | 4,681.38 | 3,091.13 |

| | | |
|----------|----------|----------|
| 8,234.78 | 4,161.22 | 2,747.67 |
| 7,411.30 | 3,745.10 | 2,472.90 |

3

2

1

ký kraj

ANO 2011

PIRÁTI a STAROSTOVÉ

Svoboda a př. demokracie (SPD)

89,509

45,357

30,183

89,509.00

45,357.00

30,183.00

44,754.50

22,678.50

15,091.50

29,836.33

15,119.00

10,061.00

22,377.25

11,339.25

7,545.75

17,901.80

9,071.40

6,036.60

14,918.17

7,559.50

5,030.50

12,787.00

6,479.57

4,311.86

11,188.63

5,669.63

3,772.88

9,945.44

5,039.67

3,353.67

8,950.90

4,535.70

3,018.30

8,137.18

4,123.36

2,743.91

7,459.08

3,779.75

2,515.25

6,885.31

3,489.00

2,321.77

4

2

1

ký kraj

ANO 2011

PIRÁTI a STAROSTOVÉ

Svoboda a př. demokracie (SPD)

84,107

40,210

28,874

84,107.00

40,210.00

28,874.00

42,053.50

20,105.00

14,437.00

28,035.67

13,403.33

9,624.67

21,026.75

10,052.50

7,218.50

16,821.40

8,042.00

5,774.80

14,017.83

6,701.67

4,812.33

12,015.29

5,744.29

4,124.86

10,513.38

5,026.25

3,609.25

9,345.22

4,467.78

3,208.22

| | | |
|----------|----------|----------|
| 8,410.70 | 4,021.00 | 2,887.40 |
| 7,646.09 | 3,655.45 | 2,624.91 |

4

2

1

český kraj

ANO 2011

PIRÁTI a STAROSTOVÉ

Svoboda a př. demokracie (SPD)

176,100

137,532

55,105

| | | |
|------------|------------|-----------|
| 176,100.00 | 137,532.00 | 55,105.00 |
| 88,050.00 | 68,766.00 | 27,552.50 |
| 58,700.00 | 45,844.00 | 18,368.33 |
| 44,025.00 | 34,383.00 | 13,776.25 |
| 35,220.00 | 27,506.40 | 11,021.00 |
| 29,350.00 | 22,922.00 | 9,184.17 |
| 25,157.14 | 19,647.43 | 7,872.14 |
| 22,012.50 | 17,191.50 | 6,888.13 |
| 19,566.67 | 15,281.33 | 6,122.78 |
| 17,610.00 | 13,753.20 | 5,510.50 |
| 16,009.09 | 12,502.91 | 5,009.55 |
| 14,675.00 | 11,461.00 | 4,592.08 |
| 13,546.15 | 10,579.38 | 4,238.85 |
| 12,578.57 | 9,823.71 | 3,936.07 |
| 11,740.00 | 9,168.80 | 3,673.67 |
| 11,006.25 | 8,595.75 | 3,444.06 |
| 10,358.82 | 8,090.12 | 3,241.47 |
| 9,783.33 | 7,640.67 | 3,061.39 |
| 9,268.42 | 7,238.53 | 2,900.26 |
| 8,805.00 | 6,876.60 | 2,755.25 |
| 8,385.71 | 6,549.14 | 2,624.05 |
| 8,004.55 | 6,251.45 | 2,504.77 |
| 7,656.52 | 5,979.65 | 2,395.87 |
| 7,337.50 | 5,730.50 | 2,296.04 |
| 7,044.00 | 5,501.28 | 2,204.20 |
| 6,773.08 | 5,289.69 | 2,119.42 |

7

6

2

něsto Praha

ANO 2011

PIRÁTI a STAROSTOVÉ

Svoboda a př. demokracie (SPD)

109,588

142,100

28,859

109,588.00

142,100.00

28,859.00

54,794.00

71,050.00

14,429.50

36,529.33

47,366.67

9,619.67

27,397.00

35,525.00

7,214.75

21,917.60

28,420.00

5,771.80

18,264.67

23,683.33

4,809.83

15,655.43

20,300.00

4,122.71

13,698.50

17,762.50

3,607.38

12,176.44

15,788.89

3,206.56

10,958.80

14,210.00

2,885.90

9,962.55

12,918.18

2,623.55

9,132.33

11,841.67

2,404.92

8,429.85

10,930.77

2,219.92

7,827.71

10,150.00

2,061.36

7,305.87

9,473.33

1,923.93

6,849.25

8,881.25

1,803.69

6,446.35

8,358.82

1,697.59

6,088.22

7,894.44

1,603.28

5,767.79

7,478.95

1,518.89

5,479.40

7,105.00

1,442.95

5,218.48

6,766.67

1,374.24

4,981.27

6,459.09

1,311.77

4,764.70

6,178.26

1,254.74

4

6

1

ANO 2011

PIRÁTI a STAROSTOVÉ

Svoboda a př. demokracie (SPD)

65

38

21

5 mandátů

PŘÍSAHA Roberta Šlachty

Česká str.sociálně demokrat.

| | |
|----------|----------|
| 6,447 | 4,930 |
| 6,447.00 | 4,930.00 |
| 3,223.50 | 2,465.00 |
| 2,149.00 | 1,643.33 |
| 1,611.75 | 1,232.50 |
| 1,289.40 | 986.00 |
| 0 | 0 |

14 mandátů

PŘÍSAHA Roberta Šlachty

Česká str.sociálně demokrat.

| | |
|-----------|-----------|
| 16,452 | 12,062 |
| 16,452.00 | 12,062.00 |
| 8,226.00 | 6,031.00 |
| 5,484.00 | 4,020.67 |
| 4,113.00 | 3,015.50 |
| 3,290.40 | 2,412.40 |
| 2,742.00 | 2,010.33 |
| 2,350.29 | 1,723.14 |
| 2,056.50 | 1,507.75 |
| 1,828.00 | 1,340.22 |
| 1,645.20 | 1,206.20 |
| 1,495.64 | 1,096.55 |
| 1,371.00 | 1,005.17 |
| 1,265.54 | 927.85 |
| 1,175.14 | 861.57 |
| 0 | 0 |

8 mandátů

PŘÍSAHA Roberta Šlachty

Česká str.sociálně demokrat.

9,524

7,725

9,524.00

7,725.00

4,762.00

3,862.50

3,174.67

2,575.00

2,381.00

1,931.25

1,904.80

1,545.00

1,587.33

1,287.50

1,360.57

1,103.57

1,190.50

965.63

0

0

11 mandátů

PŘÍSAHA Roberta Šlachty

Česká str.sociálně demokrat.

13,930

14,534

13,930.00

14,534.00

6,965.00

7,267.00

4,643.33

4,844.67

3,482.50

3,633.50

2,786.00

2,906.80

2,321.67

2,422.33

1,990.00

2,076.29

1,741.25

1,816.75

1,547.78

1,614.89

1,393.00

1,453.40

1,266.36

1,321.27

0

0

10 mandátů

PŘÍSAHA Roberta Šlachty

Česká str.sociálně demokrat.

13,569

13,843

13,569.00

13,843.00

| | |
|----------|----------|
| 6,784.50 | 6,921.50 |
| 4,523.00 | 4,614.33 |
| 3,392.25 | 3,460.75 |
| 2,713.80 | 2,768.60 |
| 2,261.50 | 2,307.17 |
| 1,938.43 | 1,977.57 |
| 1,696.13 | 1,730.38 |
| 1,507.67 | 1,538.11 |
| 1,356.90 | 1,384.30 |

0

0

12 mandátů

PŘÍSAHA Roberta Šlachty

Česká str.sociálně demokrat.

15,257

14,742

15,257.00

14,742.00

7,628.50

7,371.00

5,085.67

4,914.00

3,814.25

3,685.50

3,051.40

2,948.40

2,542.83

2,457.00

2,179.57

2,106.00

1,907.13

1,842.75

1,695.22

1,638.00

1,525.70

1,474.20

1,387.00

1,340.18

1,271.42

1,228.50

0

0

22 mandátů

PŘÍSAHA Roberta Šlachty

Česká str.sociálně demokrat.

28,164

31,369

28,164.00

31,369.00

14,082.00

15,684.50

9,388.00

10,456.33

| | |
|----------|----------|
| 7,041.00 | 7,842.25 |
| 5,632.80 | 6,273.80 |
| 4,694.00 | 5,228.17 |
| 4,023.43 | 4,481.29 |
| 3,520.50 | 3,921.13 |
| 3,129.33 | 3,485.44 |
| 2,816.40 | 3,136.90 |
| 2,560.36 | 2,851.73 |
| 2,347.00 | 2,614.08 |
| 2,166.46 | 2,413.00 |
| 2,011.71 | 2,240.64 |
| 1,877.60 | 2,091.27 |
| 1,760.25 | 1,960.56 |
| 1,656.71 | 1,845.24 |
| 1,564.67 | 1,742.72 |
| 1,482.32 | 1,651.00 |
| 1,408.20 | 1,568.45 |
| 1,341.14 | 1,493.76 |
| 1,280.18 | 1,425.86 |

1

1

12 mandátů

PŘÍSAHA Roberta Šlachty

Česká str.sociálně demokrat.

| | |
|-----------|-----------|
| 13,270 | 15,338 |
| 13,270.00 | 15,338.00 |
| 6,635.00 | 7,669.00 |
| 4,423.33 | 5,112.67 |
| 3,317.50 | 3,834.50 |
| 2,654.00 | 3,067.60 |
| 2,211.67 | 2,556.33 |
| 1,895.71 | 2,191.14 |
| 1,658.75 | 1,917.25 |
| 1,474.44 | 1,704.22 |
| 1,327.00 | 1,533.80 |
| 1,206.36 | 1,394.36 |
| 1,105.83 | 1,278.17 |

0

0

23 mandátů

PŘÍSAHA Roberta Šlachty

Česká str.sociálně demokrat.

37,740

27,555

37,740.00

27,555.00

18,870.00

13,777.50

12,580.00

9,185.00

9,435.00

6,888.75

7,548.00

5,511.00

6,290.00

4,592.50

5,391.43

3,936.43

4,717.50

3,444.38

4,193.33

3,061.67

3,774.00

2,755.50

3,430.91

2,505.00

3,145.00

2,296.25

2,903.08

2,119.62

2,695.71

1,968.21

2,358.75

1,722.19

2,220.00

1,620.88

2,096.67

1,530.83

1,986.32

1,450.26

1,887.00

1,377.75

1,797.14

1,312.14

1,715.45

1,252.50

1,640.87

1,198.04

1

1

10 mandátů

PŘÍSAHA Roberta Šlachty

Česká str.sociálně demokrat.

14,504

18,168

14,504.00

18,168.00

7,252.00

9,084.00

4,834.67

6,056.00

3,626.00

4,542.00

2,900.80

3,633.60

2,417.33

3,028.00

2,072.00

2,595.43

1,813.00

2,271.00

| | |
|----------|----------|
| 1,611.56 | 2,018.67 |
| 1,450.40 | 1,816.80 |

0

0

13 mandátů

PŘÍSAHA Roberta Šlachty

Česká str.sociálně demokrat.

15,165

18,304

15,165.00

18,304.00

7,582.50

9,152.00

5,055.00

6,101.33

3,791.25

4,576.00

3,033.00

3,660.80

2,527.50

3,050.67

2,166.43

2,614.86

1,895.63

2,288.00

1,685.00

2,033.78

1,516.50

1,830.40

1,378.64

1,664.00

1,263.75

1,525.33

1,166.54

1,408.00

0

1

11 mandátů

PŘÍSAHA Roberta Šlachty

Česká str.sociálně demokrat.

13,695

14,466

13,695.00

14,466.00

6,847.50

7,233.00

4,565.00

4,822.00

3,423.75

3,616.50

2,739.00

2,893.20

2,282.50

2,411.00

1,956.43

2,066.57

1,711.88

1,808.25

1,521.67

1,607.33

| | |
|----------|----------|
| 1,369.50 | 1,446.60 |
| 1,245.00 | 1,315.09 |

0

0

26 mandátů

PŘÍSAHA Roberta Šlachty

Česká str.sociálně demokrat.

32,427

32,245

| | |
|-----------|-----------|
| 32,427.00 | 32,245.00 |
|-----------|-----------|

| | |
|-----------|-----------|
| 16,213.50 | 16,122.50 |
|-----------|-----------|

| | |
|-----------|-----------|
| 10,809.00 | 10,748.33 |
|-----------|-----------|

| | |
|----------|----------|
| 8,106.75 | 8,061.25 |
|----------|----------|

| | |
|----------|----------|
| 6,485.40 | 6,449.00 |
|----------|----------|

| | |
|----------|----------|
| 5,404.50 | 5,374.17 |
|----------|----------|

| | |
|----------|----------|
| 4,632.43 | 4,606.43 |
|----------|----------|

| | |
|----------|----------|
| 4,053.38 | 4,030.63 |
|----------|----------|

| | |
|----------|----------|
| 3,603.00 | 3,582.78 |
|----------|----------|

| | |
|----------|----------|
| 3,242.70 | 3,224.50 |
|----------|----------|

| | |
|----------|----------|
| 2,947.91 | 2,931.36 |
|----------|----------|

| | |
|----------|----------|
| 2,702.25 | 2,687.08 |
|----------|----------|

| | |
|----------|----------|
| 2,494.38 | 2,480.38 |
|----------|----------|

| | |
|----------|----------|
| 2,316.21 | 2,303.21 |
|----------|----------|

| | |
|----------|----------|
| 2,161.80 | 2,149.67 |
|----------|----------|

| | |
|----------|----------|
| 2,026.69 | 2,015.31 |
|----------|----------|

| | |
|----------|----------|
| 1,907.47 | 1,896.76 |
|----------|----------|

| | |
|----------|----------|
| 1,801.50 | 1,791.39 |
|----------|----------|

| | |
|----------|----------|
| 1,706.68 | 1,697.11 |
|----------|----------|

| | |
|----------|----------|
| 1,621.35 | 1,612.25 |
|----------|----------|

| | |
|----------|----------|
| 1,544.14 | 1,535.48 |
|----------|----------|

| | |
|----------|----------|
| 1,473.95 | 1,465.68 |
|----------|----------|

| | |
|----------|----------|
| 1,409.87 | 1,401.96 |
|----------|----------|

| | |
|----------|----------|
| 1,351.13 | 1,343.54 |
|----------|----------|

| | |
|----------|----------|
| 1,297.08 | 1,289.80 |
|----------|----------|

| | |
|----------|----------|
| 1,247.19 | 1,240.19 |
|----------|----------|

1

1

23 mandátů

PŘÍSAHA Roberta Šlachty

Česká str.sociálně demokrat.

| | |
|-----------|-----------|
| 21,418 | 25,116 |
| 21,418.00 | 25,116.00 |
| 10,709.00 | 12,558.00 |
| 7,139.33 | 8,372.00 |
| 5,354.50 | 6,279.00 |
| 4,283.60 | 5,023.20 |
| 3,569.67 | 4,186.00 |
| 3,059.71 | 3,588.00 |
| 2,677.25 | 3,139.50 |
| 2,379.78 | 2,790.67 |
| 2,141.80 | 2,511.60 |
| 1,947.09 | 2,283.27 |
| 1,784.83 | 2,093.00 |
| 1,647.54 | 1,932.00 |
| 1,529.86 | 1,794.00 |
| 1,427.87 | 1,674.40 |
| 1,338.63 | 1,569.75 |
| 1,259.88 | 1,477.41 |
| 1,189.89 | 1,395.33 |
| 1,127.26 | 1,321.89 |
| 1,070.90 | 1,255.80 |
| 1,019.90 | 1,196.00 |
| 973.55 | 1,141.64 |
| 931.22 | 1,092.00 |

0

1

PŘÍSAHA Roberta Šlachty

Česká str.sociálně demokrat.

Celkem

3

5

200

Karlovar

SPOLU – ODS, KDU-ČSL, TOP 09

| | | |
|-----------------------|---------------|-----------|
| Počet hlasů | | 26,355 |
| | řada dělitelů | |
| | 1.42 | 18,559.86 |
| | 2 | 13,177.50 |
| | 3 | 8,785.00 |
| | 4 | 6,588.75 |
| | 5 | 5,271.00 |
| Mandáty upr. d'Hondt. | | 2 |

Ústecí

SPOLU – ODS, KDU-ČSL, TOP 09

| | | |
|-----------------------|---------------|-----------|
| Počet hlasů | | 74,565 |
| | řada dělitelů | |
| | 1.42 | 52,510.56 |
| | 2 | 37,282.50 |
| | 3 | 24,855.00 |
| | 4 | 18,641.25 |
| | 5 | 14,913.00 |
| | 6 | 12,427.50 |
| | 7 | 10,652.14 |
| | 8 | 9,320.63 |
| | 9 | 8,285.00 |
| | 10 | 7,456.50 |
| | 11 | 6,778.64 |
| | 12 | 6,213.75 |
| | 13 | 5,735.77 |
| | 14 | 5,326.07 |
| Mandáty upr. d'Hondt. | | 3 |

Liberec

SPOLU – ODS, KDU-ČSL, TOP 09

| | | |
|-----------------------|---------------|-----------|
| Počet hlasů | | 50,464 |
| | řada dělitelů | |
| | 1.42 | 35,538.03 |
| | 2 | 25,232.00 |
| | 3 | 16,821.33 |
| | 4 | 12,616.00 |
| | 5 | 10,092.80 |
| | 6 | 8,410.67 |
| | 7 | 7,209.14 |
| | 8 | 6,308.00 |
| Mandáty upr. d'Hondt. | | 2 |

Královehrá

SPOLU – ODS, KDU-ČSL, TOP 09

| | | |
|-----------------------|---------------|-----------|
| Počet hlasů | | 84,166 |
| | řada dělitelů | |
| | 1.42 | 59,271.83 |
| | 2 | 42,083.00 |
| | 3 | 28,055.33 |
| | 4 | 21,041.50 |
| | 5 | 16,833.20 |
| | 6 | 14,027.67 |
| | 7 | 12,023.71 |
| | 8 | 10,520.75 |
| | 9 | 9,351.78 |
| | 10 | 8,416.60 |
| | 11 | 7,651.45 |
| Mandáty upr. d'Hondt. | | 4 |

Pardubi

SPOLU – ODS, KDU-ČSL, TOP 09

| | | |
|-------------|---------------|-----------|
| Počet hlasů | | 78,163 |
| | řada dělitelů | |
| | 1.42 | 55,044.37 |

| | |
|----|-----------|
| 2 | 39,081.50 |
| 3 | 26,054.33 |
| 4 | 19,540.75 |
| 5 | 15,632.60 |
| 6 | 13,027.17 |
| 7 | 11,166.14 |
| 8 | 9,770.38 |
| 9 | 8,684.78 |
| 10 | 7,816.30 |

Mandáty upr. d'Hondt. 4

Olomou

SPOLU – ODS, KDU-ČSL, TOP 09

Počet hlasů 79,715

řada dělitelů

| | |
|------|-----------|
| 1.42 | 56,137.32 |
| 2 | 39,857.50 |
| 3 | 26,571.67 |
| 4 | 19,928.75 |
| 5 | 15,943.00 |
| 6 | 13,285.83 |
| 7 | 11,387.86 |
| 8 | 9,964.38 |
| 9 | 8,857.22 |
| 10 | 7,971.50 |
| 11 | 7,246.82 |
| 12 | 6,642.92 |

Mandáty upr. d'Hondt. 4

Moravsko

SPOLU – ODS, KDU-ČSL, TOP 09

Počet hlasů 119,457

řada dělitelů

| | |
|------|-----------|
| 1.42 | 84,124.65 |
| 2 | 59,728.50 |
| 3 | 39,819.00 |

| | |
|----|-----------|
| 4 | 29,864.25 |
| 5 | 23,891.40 |
| 6 | 19,909.50 |
| 7 | 17,065.29 |
| 8 | 14,932.13 |
| 9 | 13,273.00 |
| 10 | 11,945.70 |
| 11 | 10,859.73 |
| 12 | 9,954.75 |
| 13 | 9,189.00 |
| 14 | 8,532.64 |
| 15 | 7,963.80 |
| 16 | 7,466.06 |
| 17 | 7,026.88 |
| 18 | 6,636.50 |
| 19 | 6,287.21 |
| 20 | 5,972.85 |
| 21 | 5,688.43 |
| 22 | 5,429.86 |

Mandáty upr. d'Hondt.

6

Zlínsk

SPOLU – ODS, KDU-ČSL, TOP 09

Počet hlasů

87,019

řada dělitelů

| | |
|------|-----------|
| 1.42 | 61,280.99 |
| 2 | 43,509.50 |
| 3 | 29,006.33 |
| 4 | 21,754.75 |
| 5 | 17,403.80 |
| 6 | 14,503.17 |
| 7 | 12,431.29 |
| 8 | 10,877.38 |
| 9 | 9,668.78 |
| 10 | 8,701.90 |
| 11 | 7,910.82 |
| 12 | 7,251.58 |

Mandáty upr. d'Hondt.

4

Jihomora

SPOLU – ODS, KDU-ČSL, TOP 09

| | | |
|-------------|---------------|------------|
| Počet hlasů | | 187,497 |
| | řada dělitelů | |
| | 1.42 | 132,040.14 |
| | 2 | 93,748.50 |
| | 3 | 62,499.00 |
| | 4 | 46,874.25 |
| | 5 | 37,499.40 |
| | 6 | 31,249.50 |
| | 7 | 26,785.29 |
| | 8 | 23,437.13 |
| | 9 | 20,833.00 |
| | 10 | 18,749.70 |
| | 11 | 17,045.18 |
| | 12 | 15,624.75 |
| | 13 | 14,422.85 |
| | 14 | 13,392.64 |
| | 15 | 12,499.80 |
| | 16 | 11,718.56 |
| | 17 | 11,029.24 |
| | 18 | 10,416.50 |
| | 19 | 9,868.26 |
| | 20 | 9,374.85 |
| | 21 | 8,928.43 |
| | 22 | 8,522.59 |
| | 23 | 8,152.04 |

Mandáty upr. d'Hondt. 9

kraj Vy

SPOLU – ODS, KDU-ČSL, TOP 09

| | | |
|-------------|---------------|-----------|
| Počet hlasů | | 77,631 |
| | řada dělitelů | |
| | 1.42 | 54,669.72 |
| | 2 | 38,815.50 |
| | 3 | 25,877.00 |
| | 4 | 19,407.75 |
| | 5 | 15,526.20 |
| | 6 | 12,938.50 |
| | 7 | 11,090.14 |

| | |
|----|----------|
| 8 | 9,703.88 |
| 9 | 8,625.67 |
| 10 | 7,763.10 |

Mandáty upr. d'Hondt. 4

Jihočes

SPOLU – ODS, KDU-ČSL, TOP 09

Počet hlasů 97,698

řada dělitelů

| | |
|------|-----------|
| 1.42 | 68,801.41 |
| 2 | 48,849.00 |
| 3 | 32,566.00 |
| 4 | 24,424.50 |
| 5 | 19,539.60 |
| 6 | 16,283.00 |
| 7 | 13,956.86 |
| 8 | 12,212.25 |
| 9 | 10,855.33 |
| 10 | 9,769.80 |
| 11 | 8,881.64 |
| 12 | 8,141.50 |
| 13 | 7,515.23 |

Mandáty upr. d'Hondt. 5

Plzeňs

SPOLU – ODS, KDU-ČSL, TOP 09

Počet hlasů 76,994

řada dělitelů

| | |
|------|-----------|
| 1.42 | 54,221.13 |
| 2 | 38,497.00 |
| 3 | 25,664.67 |
| 4 | 19,248.50 |
| 5 | 15,398.80 |
| 6 | 12,832.33 |
| 7 | 10,999.14 |
| 8 | 9,624.25 |

| | |
|----|----------|
| 9 | 8,554.89 |
| 10 | 7,699.40 |
| 11 | 6,999.45 |

Mandáty upr. d'Hondt. 4

Středoč

SPOLU – ODS, KDU-ČSL, TOP 09

Počet hlasů 203,091

řada dělitelů

| | |
|------|------------|
| 1.42 | 143,021.83 |
| 2 | 101,545.50 |
| 3 | 67,697.00 |
| 4 | 50,772.75 |
| 5 | 40,618.20 |
| 6 | 33,848.50 |
| 7 | 29,013.00 |
| 8 | 25,386.38 |
| 9 | 22,565.67 |
| 10 | 20,309.10 |
| 11 | 18,462.82 |
| 12 | 16,924.25 |
| 13 | 15,622.38 |
| 14 | 14,506.50 |
| 15 | 13,539.40 |
| 16 | 12,693.19 |
| 17 | 11,946.53 |
| 18 | 11,282.83 |
| 19 | 10,689.00 |
| 20 | 10,154.55 |
| 21 | 9,671.00 |
| 22 | 9,231.41 |
| 23 | 8,830.04 |
| 24 | 8,462.13 |
| 25 | 8,123.64 |
| 26 | 7,811.19 |

Mandáty upr. d'Hondt. 10

kraj Hlavní r

SPOLU – ODS, KDU-ČSL, TOP 09

Počet hlasů 251,090

řada dělitelů

| | |
|------|------------|
| 1.42 | 176,823.94 |
| 2 | 125,545.00 |
| 3 | 83,696.67 |
| 4 | 62,772.50 |
| 5 | 50,218.00 |
| 6 | 41,848.33 |
| 7 | 35,870.00 |
| 8 | 31,386.25 |
| 9 | 27,898.89 |
| 10 | 25,109.00 |
| 11 | 22,826.36 |
| 12 | 20,924.17 |
| 13 | 19,314.62 |
| 14 | 17,935.00 |
| 15 | 16,739.33 |
| 16 | 15,693.13 |
| 17 | 14,770.00 |
| 18 | 13,949.44 |
| 19 | 13,215.26 |
| 20 | 12,554.50 |
| 21 | 11,956.67 |
| 22 | 11,413.18 |
| 23 | 10,916.96 |

Mandáty upr. d'Hondt. 12

SPOLU – ODS, KDU-ČSL, TOP 09

Mandáty upr. d'Hondt. 73

Karlova

SPOLU – ODS, KDU-ČSL, TOP 09

| | | |
|-----------------------|---------------|-----------|
| Počet hlasů | | 26,355 |
| | řada dělitelů | |
| | 1.42 | 18,559.86 |
| | 2 | 13,177.50 |
| | 3 | 8,785.00 |
| | 4 | 6,588.75 |
| | 5 | 5,271.00 |
| Mandáty upr. d'Hondt. | | 1 |

Ústecí

SPOLU – ODS, KDU-ČSL, TOP 09

| | | |
|-----------------------|---------------|-----------|
| Počet hlasů | | 74,565 |
| | řada dělitelů | |
| | 1.42 | 52,510.56 |
| | 2 | 37,282.50 |
| | 3 | 24,855.00 |
| | 4 | 18,641.25 |
| | 5 | 14,913.00 |
| | 6 | 12,427.50 |
| | 7 | 10,652.14 |
| | 8 | 9,320.63 |
| | 9 | 8,285.00 |
| | 10 | 7,456.50 |
| | 11 | 6,778.64 |
| | 12 | 6,213.75 |
| | 13 | 5,735.77 |
| | 14 | 5,326.07 |
| Mandáty upr. d'Hondt. | | 3 |

Liberec

SPOLU – ODS, KDU-ČSL, TOP 09

| | | |
|-----------------------|---------------|-----------|
| Počet hlasů | | 50,464 |
| | řada dělitelů | |
| | 1.42 | 35,538.03 |
| | 2 | 25,232.00 |
| | 3 | 16,821.33 |
| | 4 | 12,616.00 |
| | 5 | 10,092.80 |
| | 6 | 8,410.67 |
| | 7 | 7,209.14 |
| | 8 | 6,308.00 |
| Mandáty upr. d'Hondt. | | 2 |

Královehrá

SPOLU – ODS, KDU-ČSL, TOP 09

| | | |
|-----------------------|---------------|-----------|
| Počet hlasů | | 84,166 |
| | řada dělitelů | |
| | 1.42 | 59,271.83 |
| | 2 | 42,083.00 |
| | 3 | 28,055.33 |
| | 4 | 21,041.50 |
| | 5 | 16,833.20 |
| | 6 | 14,027.67 |
| | 7 | 12,023.71 |
| | 8 | 10,520.75 |
| | 9 | 9,351.78 |
| | 10 | 8,416.60 |
| | 11 | 7,651.45 |
| Mandáty upr. d'Hondt. | | 4 |

Pardubi

SPOLU – ODS, KDU-ČSL, TOP 09

| | | |
|-------------|---------------|--------|
| Počet hlasů | | 78,163 |
| | řada dělitelů | |

| | |
|------|-----------|
| 1.42 | 55,044.37 |
| 2 | 39,081.50 |
| 3 | 26,054.33 |
| 4 | 19,540.75 |
| 5 | 15,632.60 |
| 6 | 13,027.17 |
| 7 | 11,166.14 |
| 8 | 9,770.38 |
| 9 | 8,684.78 |
| 10 | 7,816.30 |

Mandáty upr. d'Hondt. 4

Olomou

SPOLU – ODS, KDU-ČSL, TOP 09

Počet hlasů 79,715

řada dělitelů

| | |
|------|-----------|
| 1.42 | 56,137.32 |
| 2 | 39,857.50 |
| 3 | 26,571.67 |
| 4 | 19,928.75 |
| 5 | 15,943.00 |
| 6 | 13,285.83 |
| 7 | 11,387.86 |
| 8 | 9,964.38 |
| 9 | 8,857.22 |
| 10 | 7,971.50 |
| 11 | 7,246.82 |
| 12 | 6,642.92 |

Mandáty upr. d'Hondt. 4

Moravsko

SPOLU – ODS, KDU-ČSL, TOP 09

Počet hlasů 119,457

řada dělitelů

| | |
|------|-----------|
| 1.42 | 84,124.65 |
| 2 | 59,728.50 |

| | |
|----|-----------|
| 3 | 39,819.00 |
| 4 | 29,864.25 |
| 5 | 23,891.40 |
| 6 | 19,909.50 |
| 7 | 17,065.29 |
| 8 | 14,932.13 |
| 9 | 13,273.00 |
| 10 | 11,945.70 |
| 11 | 10,859.73 |
| 12 | 9,954.75 |
| 13 | 9,189.00 |
| 14 | 8,532.64 |
| 15 | 7,963.80 |
| 16 | 7,466.06 |
| 17 | 7,026.88 |
| 18 | 6,636.50 |
| 19 | 6,287.21 |
| 20 | 5,972.85 |
| 21 | 5,688.43 |
| 22 | 5,429.86 |

Mandáty upr. d'Hondt.

6

Zlínsk

SPOLU – ODS, KDU-ČSL, TOP 09

Počet hlasů

87,019

řada dělitelů

| | |
|------|-----------|
| 1.42 | 61,280.99 |
| 2 | 43,509.50 |
| 3 | 29,006.33 |
| 4 | 21,754.75 |
| 5 | 17,403.80 |
| 6 | 14,503.17 |
| 7 | 12,431.29 |
| 8 | 10,877.38 |
| 9 | 9,668.78 |
| 10 | 8,701.90 |
| 11 | 7,910.82 |
| 12 | 7,251.58 |

Mandáty upr. d'Hondt.

4

Jihomora

SPOLU – ODS, KDU-ČSL, TOP 09

| | | |
|-------------|---------------|------------|
| Počet hlasů | | 187,497 |
| | řada dělitelů | |
| | 1.42 | 132,040.14 |
| | 2 | 93,748.50 |
| | 3 | 62,499.00 |
| | 4 | 46,874.25 |
| | 5 | 37,499.40 |
| | 6 | 31,249.50 |
| | 7 | 26,785.29 |
| | 8 | 23,437.13 |
| | 9 | 20,833.00 |
| | 10 | 18,749.70 |
| | 11 | 17,045.18 |
| | 12 | 15,624.75 |
| | 13 | 14,422.85 |
| | 14 | 13,392.64 |
| | 15 | 12,499.80 |
| | 16 | 11,718.56 |
| | 17 | 11,029.24 |
| | 18 | 10,416.50 |
| | 19 | 9,868.26 |
| | 20 | 9,374.85 |
| | 21 | 8,928.43 |
| | 22 | 8,522.59 |
| | 23 | 8,152.04 |

Mandáty upr. d'Hondt. 9

kraj Vy

SPOLU – ODS, KDU-ČSL, TOP 09

| | | |
|-------------|---------------|-----------|
| Počet hlasů | | 77,631 |
| | řada dělitelů | |
| | 1.42 | 54,669.72 |
| | 2 | 38,815.50 |
| | 3 | 25,877.00 |
| | 4 | 19,407.75 |
| | 5 | 15,526.20 |
| | 6 | 12,938.50 |

| | |
|----|-----------|
| 7 | 11,090.14 |
| 8 | 9,703.88 |
| 9 | 8,625.67 |
| 10 | 7,763.10 |

Mandáty upr. d'Hondt. 4

Jihočes

SPOLU – ODS, KDU-ČSL, TOP 09

Počet hlasů 97,698

řada dělitelů

| | |
|------|-----------|
| 1.42 | 68,801.41 |
| 2 | 48,849.00 |
| 3 | 32,566.00 |
| 4 | 24,424.50 |
| 5 | 19,539.60 |
| 6 | 16,283.00 |
| 7 | 13,956.86 |
| 8 | 12,212.25 |
| 9 | 10,855.33 |
| 10 | 9,769.80 |
| 11 | 8,881.64 |
| 12 | 8,141.50 |
| 13 | 7,515.23 |

Mandáty upr. d'Hondt. 5

Plzeňs

SPOLU – ODS, KDU-ČSL, TOP 09

Počet hlasů 76,994

řada dělitelů

| | |
|------|-----------|
| 1.42 | 54,221.13 |
| 2 | 38,497.00 |
| 3 | 25,664.67 |
| 4 | 19,248.50 |
| 5 | 15,398.80 |
| 6 | 12,832.33 |
| 7 | 10,999.14 |

| | |
|----|----------|
| 8 | 9,624.25 |
| 9 | 8,554.89 |
| 10 | 7,699.40 |
| 11 | 6,999.45 |

Mandáty upr. d'Hondt. 4

Středoč

SPOLU – ODS, KDU-ČSL, TOP 09

Počet hlasů 203,091

řada dělitelů

| | |
|------|------------|
| 1.42 | 143,021.83 |
| 2 | 101,545.50 |
| 3 | 67,697.00 |
| 4 | 50,772.75 |
| 5 | 40,618.20 |
| 6 | 33,848.50 |
| 7 | 29,013.00 |
| 8 | 25,386.38 |
| 9 | 22,565.67 |
| 10 | 20,309.10 |
| 11 | 18,462.82 |
| 12 | 16,924.25 |
| 13 | 15,622.38 |
| 14 | 14,506.50 |
| 15 | 13,539.40 |
| 16 | 12,693.19 |
| 17 | 11,946.53 |
| 18 | 11,282.83 |
| 19 | 10,689.00 |
| 20 | 10,154.55 |
| 21 | 9,671.00 |
| 22 | 9,231.41 |
| 23 | 8,830.04 |
| 24 | 8,462.13 |
| 25 | 8,123.64 |
| 26 | 7,811.19 |

Mandáty upr. d'Hondt. 9

| | | |
|-----------------------|---------------|------------|
| Počet hlasů | | 251,090 |
| | řada dělitelů | |
| | 1.42 | 176,823.94 |
| | 2 | 125,545.00 |
| | 3 | 83,696.67 |
| | 4 | 62,772.50 |
| | 5 | 50,218.00 |
| | 6 | 41,848.33 |
| | 7 | 35,870.00 |
| | 8 | 31,386.25 |
| | 9 | 27,898.89 |
| | 10 | 25,109.00 |
| | 11 | 22,826.36 |
| | 12 | 20,924.17 |
| | 13 | 19,314.62 |
| | 14 | 17,935.00 |
| | 15 | 16,739.33 |
| | 16 | 15,693.13 |
| | 17 | 14,770.00 |
| | 18 | 13,949.44 |
| | 19 | 13,215.26 |
| | 20 | 12,554.50 |
| | 21 | 11,956.67 |
| | 22 | 11,413.18 |
| | 23 | 10,916.96 |
| Mandáty upr. d'Hondt. | | 11 |

Mandáty upr. d'Hondt.

Karlova

SPOLU+PIRSTAN

| | | |
|-----------------------|---------------|-----------|
| Počet hlasů | | 44,901 |
| | řada dělitelů | |
| | 1.42 | 31,620.42 |
| | 2 | 22,450.50 |
| | 3 | 14,967.00 |
| | 4 | 11,225.25 |
| | 5 | 8,980.20 |
| Mandáty upr. d'Hondt. | | 3 |

Ústecí

SPOLU+PIRSTAN

| | | |
|-----------------------|---------------|-----------|
| Počet hlasů | | 127,362 |
| | řada dělitelů | |
| | 1.42 | 89,691.55 |
| | 2 | 63,681.00 |
| | 3 | 42,454.00 |
| | 4 | 31,840.50 |
| | 5 | 25,472.40 |
| | 6 | 21,227.00 |
| | 7 | 18,194.57 |
| | 8 | 15,920.25 |
| | 9 | 14,151.33 |
| | 10 | 12,736.20 |
| | 11 | 11,578.36 |
| | 12 | 10,613.50 |
| | 13 | 9,797.08 |
| | 14 | 9,097.29 |
| Mandáty upr. d'Hondt. | | 6 |

Liberec

SPOLU+PIRSTAN

Počet hlasů 97,814

řada dělitelů

| | |
|------|-----------|
| 1.42 | 68,883.10 |
| 2 | 48,907.00 |
| 3 | 32,604.67 |
| 4 | 24,453.50 |
| 5 | 19,562.80 |
| 6 | 16,302.33 |
| 7 | 13,973.43 |
| 8 | 12,226.75 |

Mandáty upr. d'Hondt. 5

Královehrá

SPOLU+PIRSTAN

Počet hlasů 128,717

řada dělitelů

| | |
|------|-----------|
| 1.42 | 90,645.77 |
| 2 | 64,358.50 |
| 3 | 42,905.67 |
| 4 | 32,179.25 |
| 5 | 25,743.40 |
| 6 | 21,452.83 |
| 7 | 18,388.14 |
| 8 | 16,089.63 |
| 9 | 14,301.89 |
| 10 | 12,871.70 |
| 11 | 11,701.55 |

Mandáty upr. d'Hondt. 6

Pardubi

SPOLU+PIRSTAN

Počet hlasů 116,791

řada dělitelů

| | |
|------|-----------|
| 1.42 | 82,247.18 |
| 2 | 58,395.50 |
| 3 | 38,930.33 |

| | |
|----|-----------|
| 4 | 29,197.75 |
| 5 | 23,358.20 |
| 6 | 19,465.17 |
| 7 | 16,684.43 |
| 8 | 14,598.88 |
| 9 | 12,976.78 |
| 10 | 11,679.10 |

Mandáty upr. d'Hondt. 6

Olomou

SPOLU+PIRSTAN

Počet hlasů 119,839

řada dělitelů

| | |
|------|-----------|
| 1.42 | 84,393.66 |
| 2 | 59,919.50 |
| 3 | 39,946.33 |
| 4 | 29,959.75 |
| 5 | 23,967.80 |
| 6 | 19,973.17 |
| 7 | 17,119.86 |
| 8 | 14,979.88 |
| 9 | 13,315.44 |
| 10 | 11,983.90 |
| 11 | 10,894.45 |
| 12 | 9,986.58 |

Mandáty upr. d'Hondt. 6

Moravsko

SPOLU+PIRSTAN

Počet hlasů 183,869

řada dělitelů

| | |
|------|------------|
| 1.42 | 129,485.21 |
| 2 | 91,934.50 |
| 3 | 61,289.67 |
| 4 | 45,967.25 |
| 5 | 36,773.80 |

| | |
|----|-----------|
| 6 | 30,644.83 |
| 7 | 26,267.00 |
| 8 | 22,983.63 |
| 9 | 20,429.89 |
| 10 | 18,386.90 |
| 11 | 16,715.36 |
| 12 | 15,322.42 |
| 13 | 14,143.77 |
| 14 | 13,133.50 |
| 15 | 12,257.93 |
| 16 | 11,491.81 |
| 17 | 10,815.82 |
| 18 | 10,214.94 |
| 19 | 9,677.32 |
| 20 | 9,193.45 |
| 21 | 8,755.67 |
| 22 | 8,357.68 |

Mandáty upr. d'Hondt.

9

Zlínsk

SPOLU+PIRSTAN

Počet hlasů

129,136

řada dělitelů

| | |
|------|-----------|
| 1.42 | 90,940.85 |
| 2 | 64,568.00 |
| 3 | 43,045.33 |
| 4 | 32,284.00 |
| 5 | 25,827.20 |
| 6 | 21,522.67 |
| 7 | 18,448.00 |
| 8 | 16,142.00 |
| 9 | 14,348.44 |
| 10 | 12,913.60 |
| 11 | 11,739.64 |
| 12 | 10,761.33 |

Mandáty upr. d'Hondt.

7

Jihomora

SPOLU+PIRSTAN

Počet hlasů

276,098

řada dělitelů

| | |
|------|------------|
| 1.42 | 194,435.21 |
| 2 | 138,049.00 |
| 3 | 92,032.67 |
| 4 | 69,024.50 |
| 5 | 55,219.60 |
| 6 | 46,016.33 |
| 7 | 39,442.57 |
| 8 | 34,512.25 |
| 9 | 30,677.56 |
| 10 | 27,609.80 |
| 11 | 25,099.82 |
| 12 | 23,008.17 |
| 13 | 21,238.31 |
| 14 | 19,721.29 |
| 15 | 18,406.53 |
| 16 | 17,256.13 |
| 17 | 16,241.06 |
| 18 | 15,338.78 |
| 19 | 14,531.47 |
| 20 | 13,804.90 |
| 21 | 13,147.52 |
| 22 | 12,549.91 |
| 23 | 12,004.26 |

Mandáty upr. d'Hondt.

13

kraj Vy

SPOLU+PIRSTAN

Počet hlasů

115,082

řada dělitelů

| | |
|------|-----------|
| 1.42 | 81,043.66 |
| 2 | 57,541.00 |
| 3 | 38,360.67 |
| 4 | 28,770.50 |
| 5 | 23,016.40 |
| 6 | 19,180.33 |
| 7 | 16,440.29 |
| 8 | 14,385.25 |
| 9 | 12,786.89 |

| | | |
|-----------------------|----|-----------|
| | 10 | 11,508.20 |
| Mandáty upr. d'Hondt. | | 6 |

Jihočes

SPOLU+PIRSTAN

Počet hlasů 143,055

řada dělitelů

| | |
|------|------------|
| 1.42 | 100,742.96 |
| 2 | 71,527.50 |
| 3 | 47,685.00 |
| 4 | 35,763.75 |
| 5 | 28,611.00 |
| 6 | 23,842.50 |
| 7 | 20,436.43 |
| 8 | 17,881.88 |
| 9 | 15,895.00 |
| 10 | 14,305.50 |
| 11 | 13,005.00 |
| 12 | 11,921.25 |
| 13 | 11,004.23 |

| | | |
|-----------------------|--|---|
| Mandáty upr. d'Hondt. | | 7 |
|-----------------------|--|---|

Plzeňs

SPOLU+PIRSTAN

Počet hlasů 117,204

řada dělitelů

| | |
|------|-----------|
| 1.42 | 82,538.03 |
| 2 | 58,602.00 |
| 3 | 39,068.00 |
| 4 | 29,301.00 |
| 5 | 23,440.80 |
| 6 | 19,534.00 |
| 7 | 16,743.43 |
| 8 | 14,650.50 |
| 9 | 13,022.67 |
| 10 | 11,720.40 |

11 10,654.91

Mandáty upr. d'Hondt. 6

Středoč

SPOLU+PIRSTAN

Počet hlasů 340,623

řada dělitelů

| | |
|------|------------|
| 1.42 | 239,875.35 |
| 2 | 170,311.50 |
| 3 | 113,541.00 |
| 4 | 85,155.75 |
| 5 | 68,124.60 |
| 6 | 56,770.50 |
| 7 | 48,660.43 |
| 8 | 42,577.88 |
| 9 | 37,847.00 |
| 10 | 34,062.30 |
| 11 | 30,965.73 |
| 12 | 28,385.25 |
| 13 | 26,201.77 |
| 14 | 24,330.21 |
| 15 | 22,708.20 |
| 16 | 21,288.94 |
| 17 | 20,036.65 |
| 18 | 18,923.50 |
| 19 | 17,927.53 |
| 20 | 17,031.15 |
| 21 | 16,220.14 |
| 22 | 15,482.86 |
| 23 | 14,809.70 |
| 24 | 14,192.63 |
| 25 | 13,624.92 |
| 26 | 13,100.88 |

Mandáty upr. d'Hondt. 16

kraj Hlavní r

SPOLU+PIRSTAN

Počet hlasů 393,190

řada dělitelů

| | |
|------|------------|
| 1.42 | 276,894.37 |
| 2 | 196,595.00 |
| 3 | 131,063.33 |
| 4 | 98,297.50 |
| 5 | 78,638.00 |
| 6 | 65,531.67 |
| 7 | 56,170.00 |
| 8 | 49,148.75 |
| 9 | 43,687.78 |
| 10 | 39,319.00 |
| 11 | 35,744.55 |
| 12 | 32,765.83 |
| 13 | 30,245.38 |
| 14 | 28,085.00 |
| 15 | 26,212.67 |
| 16 | 24,574.38 |
| 17 | 23,128.82 |
| 18 | 21,843.89 |
| 19 | 20,694.21 |
| 20 | 19,659.50 |
| 21 | 18,723.33 |
| 22 | 17,872.27 |
| 23 | 17,095.22 |

Mandáty upr. d'Hondt. 18

Mandáty upr. d'Hondt. SPOLU+PIRSTAN

114

rský kraj

5 mandátů

| ANO 2011 | PIRÁTI a STAROSTOVÉ | Svoboda a př. demokracie (SPD) |
|-----------|---------------------|--------------------------------|
| 43,081 | 18,546 | 16,629 |
| 30,338.73 | 13,060.56 | 11,710.56 |
| 21,540.50 | 9,273.00 | 8,314.50 |
| 14,360.33 | 6,182.00 | 5,543.00 |
| 10,770.25 | 4,636.50 | 4,157.25 |
| 8,616.20 | 3,709.20 | 3,325.80 |
| 3 | 0 | 0 |

ký kraj

14 mandátů

| ANO 2011 | PIRÁTI a STAROSTOVÉ | Svoboda a př. demokracie (SPD) |
|-----------|---------------------|--------------------------------|
| 134,322 | 52,797 | 44,774 |
| 94,592.96 | 37,180.99 | 31,530.99 |
| 67,161.00 | 26,398.50 | 22,387.00 |
| 44,774.00 | 17,599.00 | 14,924.67 |
| 33,580.50 | 13,199.25 | 11,193.50 |
| 26,864.40 | 10,559.40 | 8,954.80 |
| 22,387.00 | 8,799.50 | 7,462.33 |
| 19,188.86 | 7,542.43 | 6,396.29 |
| 16,790.25 | 6,599.63 | 5,596.75 |
| 14,924.67 | 5,866.33 | 4,974.89 |
| 13,432.20 | 5,279.70 | 4,477.40 |
| 12,211.09 | 4,799.73 | 4,070.36 |
| 11,193.50 | 4,399.75 | 3,731.17 |
| 10,332.46 | 4,061.31 | 3,444.15 |
| 9,594.43 | 3,771.21 | 3,198.14 |
| 7 | 2 | 2 |

ský kraj

8 mandátů

| ANO 2011 | PIRÁTI a STAROSTOVÉ | Svoboda a př. demokracie (SPD) |
|-----------|---------------------|--------------------------------|
| 59,515 | 47,350 | 24,384 |
| 41,911.97 | 33,345.07 | 17,171.83 |
| 29,757.50 | 23,675.00 | 12,192.00 |
| 19,838.33 | 15,783.33 | 8,128.00 |
| 14,878.75 | 11,837.50 | 6,096.00 |
| 11,903.00 | 9,470.00 | 4,876.80 |
| 9,919.17 | 7,891.67 | 4,064.00 |
| 8,502.14 | 6,764.29 | 3,483.43 |
| 7,439.38 | 5,918.75 | 3,048.00 |
| 3 | 2 | 1 |

středočeský kraj

11 mandátů

| ANO 2011 | PIRÁTI a STAROSTOVÉ | Svoboda a př. demokracie (SPD) |
|-----------|---------------------|--------------------------------|
| 79,463 | 44,551 | 26,661 |
| 55,959.86 | 31,373.94 | 18,775.35 |
| 39,731.50 | 22,275.50 | 13,330.50 |
| 26,487.67 | 14,850.33 | 8,887.00 |
| 19,865.75 | 11,137.75 | 6,665.25 |
| 15,892.60 | 8,910.20 | 5,332.20 |
| 13,243.83 | 7,425.17 | 4,443.50 |
| 11,351.86 | 6,364.43 | 3,808.71 |
| 9,932.88 | 5,568.88 | 3,332.63 |
| 8,829.22 | 4,950.11 | 2,962.33 |
| 7,946.30 | 4,455.10 | 2,666.10 |
| 7,223.91 | 4,050.09 | 2,423.73 |
| 4 | 2 | 1 |

středočeský kraj

10 mandátů

| ANO 2011 | PIRÁTI a STAROSTOVÉ | Svoboda a př. demokracie (SPD) |
|-----------|---------------------|--------------------------------|
| 73,556 | 38,628 | 25,673 |
| 51,800.00 | 27,202.82 | 18,079.58 |

| | | |
|-----------|-----------|-----------|
| 36,778.00 | 19,314.00 | 12,836.50 |
| 24,518.67 | 12,876.00 | 8,557.67 |
| 18,389.00 | 9,657.00 | 6,418.25 |
| 14,711.20 | 7,725.60 | 5,134.60 |
| 12,259.33 | 6,438.00 | 4,278.83 |
| 10,508.00 | 5,518.29 | 3,667.57 |
| 9,194.50 | 4,828.50 | 3,209.13 |
| 8,172.89 | 4,292.00 | 2,852.56 |
| 7,355.60 | 3,862.80 | 2,567.30 |
| 4 | 2 | 0 |

ický kraj

12 mandátů

| ANO 2011 | PIRÁTI a STAROSTOVÉ | Svoboda a př. demokracie (SPD) |
|-----------|---------------------|--------------------------------|
| 96,714 | 40,124 | 39,759 |
| 68,108.45 | 28,256.34 | 27,999.30 |
| 48,357.00 | 20,062.00 | 19,879.50 |
| 32,238.00 | 13,374.67 | 13,253.00 |
| 24,178.50 | 10,031.00 | 9,939.75 |
| 19,342.80 | 8,024.80 | 7,951.80 |
| 16,119.00 | 6,687.33 | 6,626.50 |
| 13,816.29 | 5,732.00 | 5,679.86 |
| 12,089.25 | 5,015.50 | 4,969.88 |
| 10,746.00 | 4,458.22 | 4,417.67 |
| 9,671.40 | 4,012.40 | 3,975.90 |
| 8,792.18 | 3,647.64 | 3,614.45 |
| 8,059.50 | 3,343.67 | 3,313.25 |
| 4 | 2 | 2 |

slezský kraj

22 mandátů

| ANO 2011 | PIRÁTI a STAROSTOVÉ | Svoboda a př. demokracie (SPD) |
|------------|---------------------|--------------------------------|
| 195,176 | 64,412 | 74,191 |
| 137,447.89 | 45,360.56 | 52,247.18 |
| 97,588.00 | 32,206.00 | 37,095.50 |
| 65,058.67 | 21,470.67 | 24,730.33 |

| | | |
|-----------|-----------|-----------|
| 48,794.00 | 16,103.00 | 18,547.75 |
| 39,035.20 | 12,882.40 | 14,838.20 |
| 32,529.33 | 10,735.33 | 12,365.17 |
| 27,882.29 | 9,201.71 | 10,598.71 |
| 24,397.00 | 8,051.50 | 9,273.88 |
| 21,686.22 | 7,156.89 | 8,243.44 |
| 19,517.60 | 6,441.20 | 7,419.10 |
| 17,743.27 | 5,855.64 | 6,744.64 |
| 16,264.67 | 5,367.67 | 6,182.58 |
| 15,013.54 | 4,954.77 | 5,707.00 |
| 13,941.14 | 4,600.86 | 5,299.36 |
| 13,011.73 | 4,294.13 | 4,946.07 |
| 12,198.50 | 4,025.75 | 4,636.94 |
| 11,480.94 | 3,788.94 | 4,364.18 |
| 10,843.11 | 3,578.44 | 4,121.72 |
| 10,272.42 | 3,390.11 | 3,904.79 |
| 9,758.80 | 3,220.60 | 3,709.55 |
| 9,294.10 | 3,067.24 | 3,532.90 |
| 8,871.64 | 2,927.82 | 3,372.32 |
| 10 | 3 | 3 |

ý kraj

12 mandátů

| ANO 2011 | PIRÁTI a STAROSTOVÉ | Svoboda a př. demokracie (SPD) |
|-----------|---------------------|--------------------------------|
| 84,534 | 42,117 | 35,662 |
| 59,530.99 | 29,659.86 | 25,114.08 |
| 42,267.00 | 21,058.50 | 17,831.00 |
| 28,178.00 | 14,039.00 | 11,887.33 |
| 21,133.50 | 10,529.25 | 8,915.50 |
| 16,906.80 | 8,423.40 | 7,132.40 |
| 14,089.00 | 7,019.50 | 5,943.67 |
| 12,076.29 | 6,016.71 | 5,094.57 |
| 10,566.75 | 5,264.63 | 4,457.75 |
| 9,392.67 | 4,679.67 | 3,962.44 |
| 8,453.40 | 4,211.70 | 3,566.20 |
| 7,684.91 | 3,828.82 | 3,242.00 |
| 7,044.50 | 3,509.75 | 2,971.83 |
| 4 | 2 | 2 |

středočeský kraj

23 mandátů

| ANO 2011 | PIRÁTI a STAROSTOVÉ | Svoboda a př. demokracie (SPD) |
|------------|---------------------|--------------------------------|
| 158,362 | 88,601 | 58,427 |
| 111,522.54 | 62,395.07 | 41,145.77 |
| 79,181.00 | 44,300.50 | 29,213.50 |
| 52,787.33 | 29,533.67 | 19,475.67 |
| 39,590.50 | 22,150.25 | 14,606.75 |
| 31,672.40 | 17,720.20 | 11,685.40 |
| 26,393.67 | 14,766.83 | 9,737.83 |
| 22,623.14 | 12,657.29 | 8,346.71 |
| 19,795.25 | 11,075.13 | 7,303.38 |
| 17,595.78 | 9,844.56 | 6,491.89 |
| 15,836.20 | 8,860.10 | 5,842.70 |
| 14,396.55 | 8,054.64 | 5,311.55 |
| 13,196.83 | 7,383.42 | 4,868.92 |
| 12,181.69 | 6,815.46 | 4,494.38 |
| 11,311.57 | 6,328.64 | 4,173.36 |
| 10,557.47 | 5,906.73 | 3,895.13 |
| 9,897.63 | 5,537.56 | 3,651.69 |
| 9,315.41 | 5,211.82 | 3,436.88 |
| 8,797.89 | 4,922.28 | 3,245.94 |
| 8,334.84 | 4,663.21 | 3,075.11 |
| 7,918.10 | 4,430.05 | 2,921.35 |
| 7,541.05 | 4,219.10 | 2,782.24 |
| 7,198.27 | 4,027.32 | 2,655.77 |
| 6,885.30 | 3,852.22 | 2,540.30 |
| 8 | 4 | 2 |

středočeský kraj

10 mandátů

| ANO 2011 | PIRÁTI a STAROSTOVÉ | Svoboda a př. demokracie (SPD) |
|-----------|---------------------|--------------------------------|
| 74,113 | 37,451 | 24,729 |
| 52,192.25 | 26,373.94 | 17,414.79 |
| 37,056.50 | 18,725.50 | 12,364.50 |
| 24,704.33 | 12,483.67 | 8,243.00 |
| 18,528.25 | 9,362.75 | 6,182.25 |
| 14,822.60 | 7,490.20 | 4,945.80 |
| 12,352.17 | 6,241.83 | 4,121.50 |
| 10,587.57 | 5,350.14 | 3,532.71 |

| | | |
|----------|----------|----------|
| 9,264.13 | 4,681.38 | 3,091.13 |
| 8,234.78 | 4,161.22 | 2,747.67 |
| 7,411.30 | 3,745.10 | 2,472.90 |

| | | |
|---|---|---|
| 4 | 2 | 0 |
|---|---|---|

ský kraj

13 mandátů

| | | |
|----------|---------------------|--------------------------------|
| ANO 2011 | PIRÁTI a STAROSTOVÉ | Svoboda a př. demokracie (SPD) |
|----------|---------------------|--------------------------------|

| | | |
|--------|--------|--------|
| 89,509 | 45,357 | 30,183 |
|--------|--------|--------|

| | | |
|-----------|-----------|-----------|
| 63,034.51 | 31,941.55 | 21,255.63 |
| 44,754.50 | 22,678.50 | 15,091.50 |
| 29,836.33 | 15,119.00 | 10,061.00 |
| 22,377.25 | 11,339.25 | 7,545.75 |
| 17,901.80 | 9,071.40 | 6,036.60 |
| 14,918.17 | 7,559.50 | 5,030.50 |
| 12,787.00 | 6,479.57 | 4,311.86 |
| 11,188.63 | 5,669.63 | 3,772.88 |
| 9,945.44 | 5,039.67 | 3,353.67 |
| 8,950.90 | 4,535.70 | 3,018.30 |
| 8,137.18 | 4,123.36 | 2,743.91 |
| 7,459.08 | 3,779.75 | 2,515.25 |
| 6,885.31 | 3,489.00 | 2,321.77 |

| | | |
|---|---|---|
| 5 | 2 | 1 |
|---|---|---|

ký kraj

11 mandátů

| | | |
|----------|---------------------|--------------------------------|
| ANO 2011 | PIRÁTI a STAROSTOVÉ | Svoboda a př. demokracie (SPD) |
|----------|---------------------|--------------------------------|

| | | |
|--------|--------|--------|
| 84,107 | 40,210 | 28,874 |
|--------|--------|--------|

| | | |
|-----------|-----------|-----------|
| 59,230.28 | 28,316.90 | 20,333.80 |
| 42,053.50 | 20,105.00 | 14,437.00 |
| 28,035.67 | 13,403.33 | 9,624.67 |
| 21,026.75 | 10,052.50 | 7,218.50 |
| 16,821.40 | 8,042.00 | 5,774.80 |
| 14,017.83 | 6,701.67 | 4,812.33 |
| 12,015.29 | 5,744.29 | 4,124.86 |
| 10,513.38 | 5,026.25 | 3,609.25 |

| | | |
|----------|----------|----------|
| 9,345.22 | 4,467.78 | 3,208.22 |
| 8,410.70 | 4,021.00 | 2,887.40 |
| 7,646.09 | 3,655.45 | 2,624.91 |

4

2

1

český kraj

26 mandátů

ANO 2011

PIRÁTI a STAROSTOVÉ

Svoboda a př. demokracie (SPD)

176,100

137,532

55,105

124,014.08

96,853.52

38,806.34

88,050.00

68,766.00

27,552.50

58,700.00

45,844.00

18,368.33

44,025.00

34,383.00

13,776.25

35,220.00

27,506.40

11,021.00

29,350.00

22,922.00

9,184.17

25,157.14

19,647.43

7,872.14

22,012.50

17,191.50

6,888.13

19,566.67

15,281.33

6,122.78

17,610.00

13,753.20

5,510.50

16,009.09

12,502.91

5,009.55

14,675.00

11,461.00

4,592.08

13,546.15

10,579.38

4,238.85

12,578.57

9,823.71

3,936.07

11,740.00

9,168.80

3,673.67

11,006.25

8,595.75

3,444.06

10,358.82

8,090.12

3,241.47

9,783.33

7,640.67

3,061.39

9,268.42

7,238.53

2,900.26

8,805.00

6,876.60

2,755.25

8,385.71

6,549.14

2,624.05

8,004.55

6,251.45

2,504.77

7,656.52

5,979.65

2,395.87

7,337.50

5,730.50

2,296.04

7,044.00

5,501.28

2,204.20

6,773.08

5,289.69

2,119.42

8

6

2

město Praha

23 mandátů

| ANO 2011 | PIRÁTI a STAROSTOVÉ | Svoboda a př. demokracie (SPD) |
|-----------|---------------------|--------------------------------|
| 109,588 | 142,100 | 28,859 |
| 77,174.65 | 100,070.42 | 20,323.24 |
| 54,794.00 | 71,050.00 | 14,429.50 |
| 36,529.33 | 47,366.67 | 9,619.67 |
| 27,397.00 | 35,525.00 | 7,214.75 |
| 21,917.60 | 28,420.00 | 5,771.80 |
| 18,264.67 | 23,683.33 | 4,809.83 |
| 15,655.43 | 20,300.00 | 4,122.71 |
| 13,698.50 | 17,762.50 | 3,607.38 |
| 12,176.44 | 15,788.89 | 3,206.56 |
| 10,958.80 | 14,210.00 | 2,885.90 |
| 9,962.55 | 12,918.18 | 2,623.55 |
| 9,132.33 | 11,841.67 | 2,404.92 |
| 8,429.85 | 10,930.77 | 2,219.92 |
| 7,827.71 | 10,150.00 | 2,061.36 |
| 7,305.87 | 9,473.33 | 1,923.93 |
| 6,849.25 | 8,881.25 | 1,803.69 |
| 6,446.35 | 8,358.82 | 1,697.59 |
| 6,088.22 | 7,894.44 | 1,603.28 |
| 5,767.79 | 7,478.95 | 1,518.89 |
| 5,479.40 | 7,105.00 | 1,442.95 |
| 5,218.48 | 6,766.67 | 1,374.24 |
| 4,981.27 | 6,459.09 | 1,311.77 |
| 4,764.70 | 6,178.26 | 1,254.74 |
| 5 | 6 | 0 |

| ANO 2011 | PIRÁTI a STAROSTOVÉ | Svoboda a př. demokracie (SPD) |
|----------|---------------------|--------------------------------|
| 73 | 37 | 17 |

středočeský kraj

5 mandátů

ANO 2011+ SPD

PIRÁTI a STAROSTOVÉ

59,710

18,546

42,049.30

13,060.56

29,855.00

9,273.00

19,903.33

6,182.00

14,927.50

4,636.50

11,942.00

3,709.20

4

0

středočeský kraj

14 mandátů

ANO 2011+ SPD

PIRÁTI a STAROSTOVÉ

179,096

52,797

126,123.94

37,180.99

89,548.00

26,398.50

59,698.67

17,599.00

44,774.00

13,199.25

35,819.20

10,559.40

29,849.33

8,799.50

25,585.14

7,542.43

22,387.00

6,599.63

19,899.56

5,866.33

17,909.60

5,279.70

16,281.45

4,799.73

14,924.67

4,399.75

13,776.62

4,061.31

12,792.57

3,771.21

9

2

středočeský kraj

8 mandátů

ANO 2011+ SPD

PIRÁTI a STAROSTOVÉ

83,899

47,350

59,083.80

33,345.07

41,949.50

23,675.00

27,966.33

15,783.33

20,974.75

11,837.50

16,779.80

9,470.00

13,983.17

7,891.67

11,985.57

6,764.29

10,487.38

5,918.75

4

2

středočeský kraj

11 mandátů

ANO 2011+ SPD

PIRÁTI a STAROSTOVÉ

106,124

44,551

74,735.21

31,373.94

53,062.00

22,275.50

35,374.67

14,850.33

26,531.00

11,137.75

21,224.80

8,910.20

17,687.33

7,425.17

15,160.57

6,364.43

13,265.50

5,568.88

11,791.56

4,950.11

10,612.40

4,455.10

9,647.64

4,050.09

5

2

středočeský kraj

10 mandátů

ANO 2011+ SPD

PIRÁTI a STAROSTOVÉ

99,229

38,628

| | |
|-----------|-----------|
| 69,879.58 | 27,202.82 |
| 49,614.50 | 19,314.00 |
| 33,076.33 | 12,876.00 |
| 24,807.25 | 9,657.00 |
| 19,845.80 | 7,725.60 |
| 16,538.17 | 6,438.00 |
| 14,175.57 | 5,518.29 |
| 12,403.63 | 4,828.50 |
| 11,025.44 | 4,292.00 |
| 9,922.90 | 3,862.80 |
| 5 | 1 |

ický kraj

12 mandátů

ANO 2011+ SPD

PIRÁTI a STAROSTOVÉ

136,473

40,124

| | |
|-----------|-----------|
| 96,107.75 | 28,256.34 |
| 68,236.50 | 20,062.00 |
| 45,491.00 | 13,374.67 |
| 34,118.25 | 10,031.00 |
| 27,294.60 | 8,024.80 |
| 22,745.50 | 6,687.33 |
| 19,496.14 | 5,732.00 |
| 17,059.13 | 5,015.50 |
| 15,163.67 | 4,458.22 |
| 13,647.30 | 4,012.40 |
| 12,406.64 | 3,647.64 |
| 11,372.75 | 3,343.67 |
| 6 | 2 |

slézský kraj

22 mandátů

ANO 2011+ SPD

PIRÁTI a STAROSTOVÉ

269,367

64,412

| | |
|------------|-----------|
| 189,695.07 | 45,360.56 |
| 134,683.50 | 32,206.00 |

| | |
|-----------|-----------|
| 89,789.00 | 21,470.67 |
| 67,341.75 | 16,103.00 |
| 53,873.40 | 12,882.40 |
| 44,894.50 | 10,735.33 |
| 38,481.00 | 9,201.71 |
| 33,670.88 | 8,051.50 |
| 29,929.67 | 7,156.89 |
| 26,936.70 | 6,441.20 |
| 24,487.91 | 5,855.64 |
| 22,447.25 | 5,367.67 |
| 20,720.54 | 4,954.77 |
| 19,240.50 | 4,600.86 |
| 17,957.80 | 4,294.13 |
| 16,835.44 | 4,025.75 |
| 15,845.12 | 3,788.94 |
| 14,964.83 | 3,578.44 |
| 14,177.21 | 3,390.11 |
| 13,468.35 | 3,220.60 |
| 12,827.00 | 3,067.24 |
| 12,243.95 | 2,927.82 |
| 13 | 3 |

ý kraj

12 mandátů

ANO 2011+ SPD

PIRÁTI a STAROSTOVÉ

120,196

42,117

| | |
|-----------|-----------|
| 84,645.07 | 29,659.86 |
| 60,098.00 | 21,058.50 |
| 40,065.33 | 14,039.00 |
| 30,049.00 | 10,529.25 |
| 24,039.20 | 8,423.40 |
| 20,032.67 | 7,019.50 |
| 17,170.86 | 6,016.71 |
| 15,024.50 | 5,264.63 |
| 13,355.11 | 4,679.67 |
| 12,019.60 | 4,211.70 |
| 10,926.91 | 3,828.82 |
| 10,016.33 | 3,509.75 |
| 6 | 2 |

středočeský kraj

23 mandátů

ANO 2011+ SPD

PIRÁTI a STAROSTOVÉ

216,789

88,601

152,668.31

62,395.07

108,394.50

44,300.50

72,263.00

29,533.67

54,197.25

22,150.25

43,357.80

17,720.20

36,131.50

14,766.83

30,969.86

12,657.29

27,098.63

11,075.13

24,087.67

9,844.56

21,678.90

8,860.10

19,708.09

8,054.64

18,065.75

7,383.42

16,676.08

6,815.46

15,484.93

6,328.64

14,452.60

5,906.73

13,549.31

5,537.56

12,752.29

5,211.82

12,043.83

4,922.28

11,409.95

4,663.21

10,839.45

4,430.05

10,323.29

4,219.10

9,854.05

4,027.32

9,425.61

3,852.22

10

4

středočeský kraj

10 mandátů

ANO 2011+ SPD

PIRÁTI a STAROSTOVÉ

98,842

37,451

69,607.04

26,373.94

49,421.00

18,725.50

32,947.33

12,483.67

24,710.50

9,362.75

19,768.40

7,490.20

16,473.67

6,241.83

| | |
|-----------|----------|
| 14,120.29 | 5,350.14 |
| 12,355.25 | 4,681.38 |
| 10,982.44 | 4,161.22 |
| 9,884.20 | 3,745.10 |

5

1

ský kraj

13 mandátů

ANO 2011+ SPD

PIRÁTI a STAROSTOVÉ

119,692

45,357

84,290.14

31,941.55

59,846.00

22,678.50

39,897.33

15,119.00

29,923.00

11,339.25

23,938.40

9,071.40

19,948.67

7,559.50

17,098.86

6,479.57

14,961.50

5,669.63

13,299.11

5,039.67

11,969.20

4,535.70

10,881.09

4,123.36

9,974.33

3,779.75

9,207.08

3,489.00

6

2

ký kraj

11 mandátů

ANO 2011+ SPD

PIRÁTI a STAROSTOVÉ

112,981

40,210

79,564.08

28,316.90

56,490.50

20,105.00

37,660.33

13,403.33

28,245.25

10,052.50

22,596.20

8,042.00

18,830.17

6,701.67

16,140.14

5,744.29

| | |
|-----------|----------|
| 14,122.63 | 5,026.25 |
| 12,553.44 | 4,467.78 |
| 11,298.10 | 4,021.00 |
| 10,271.00 | 3,655.45 |

5

2

eský kraj

26 mandátů

ANO 2011+ SPD

PIRÁTI a STAROSTOVÉ

231,205

137,532

| | |
|------------|-----------|
| 162,820.42 | 96,853.52 |
| 115,602.50 | 68,766.00 |
| 77,068.33 | 45,844.00 |
| 57,801.25 | 34,383.00 |
| 46,241.00 | 27,506.40 |
| 38,534.17 | 22,922.00 |
| 33,029.29 | 19,647.43 |
| 28,900.63 | 17,191.50 |
| 25,689.44 | 15,281.33 |
| 23,120.50 | 13,753.20 |
| 21,018.64 | 12,502.91 |
| 19,267.08 | 11,461.00 |
| 17,785.00 | 10,579.38 |
| 16,514.64 | 9,823.71 |
| 15,413.67 | 9,168.80 |
| 14,450.31 | 8,595.75 |
| 13,600.29 | 8,090.12 |
| 12,844.72 | 7,640.67 |
| 12,168.68 | 7,238.53 |
| 11,560.25 | 6,876.60 |
| 11,009.76 | 6,549.14 |
| 10,509.32 | 6,251.45 |
| 10,052.39 | 5,979.65 |
| 9,633.54 | 5,730.50 |
| 9,248.20 | 5,501.28 |
| 8,892.50 | 5,289.69 |

11

6

město Praha

23 mandátů

ANO 2011+ SPD

PIRÁTI a STAROSTOVÉ

138,447

142,100

97,497.89

100,070.42

69,223.50

71,050.00

46,149.00

47,366.67

34,611.75

35,525.00

27,689.40

28,420.00

23,074.50

23,683.33

19,778.14

20,300.00

17,305.88

17,762.50

15,383.00

15,788.89

13,844.70

14,210.00

12,586.09

12,918.18

11,537.25

11,841.67

10,649.77

10,930.77

9,889.07

10,150.00

9,229.80

9,473.33

8,652.94

8,881.25

8,143.94

8,358.82

7,691.50

7,894.44

7,286.68

7,478.95

6,922.35

7,105.00

6,592.71

6,766.67

6,293.05

6,459.09

6,019.43

6,178.26

6

6

ANO 2011+ SPD

PIRÁTI a STAROSTOVÉ

Celkem

95

35

200

středočeský kraj 5 mandátů

| ANO 2011 | SPD |
|-----------|-----------|
| 43,081 | 16,629 |
| 30,338.73 | 11,710.56 |
| 21,540.50 | 8,314.50 |
| 14,360.33 | 5,543.00 |
| 10,770.25 | 4,157.25 |
| 8,616.20 | 3,325.80 |
| 2 | 0 |

středočeský kraj 14 mandátů

| ANO 2011 | SPD |
|-----------|-----------|
| 134,322 | 44,774 |
| 94,592.96 | 31,530.99 |
| 67,161.00 | 22,387.00 |
| 44,774.00 | 14,924.67 |
| 33,580.50 | 11,193.50 |
| 26,864.40 | 8,954.80 |
| 22,387.00 | 7,462.33 |
| 19,188.86 | 6,396.29 |
| 16,790.25 | 5,596.75 |
| 14,924.67 | 4,974.89 |
| 13,432.20 | 4,477.40 |
| 12,211.09 | 4,070.36 |
| 11,193.50 | 3,731.17 |
| 10,332.46 | 3,444.15 |
| 9,594.43 | 3,198.14 |
| 6 | 2 |

středočeský kraj 8 mandátů

| ANO 2011 | SPD |
|----------|-----|
|----------|-----|

| | |
|--------|--------|
| 59,515 | 24,384 |
|--------|--------|

| | |
|-----------|-----------|
| 41,911.97 | 17,171.83 |
| 29,757.50 | 12,192.00 |
| 19,838.33 | 8,128.00 |
| 14,878.75 | 6,096.00 |
| 11,903.00 | 4,876.80 |
| 9,919.17 | 4,064.00 |
| 8,502.14 | 3,483.43 |
| 7,439.38 | 3,048.00 |

| | |
|---|---|
| 3 | 0 |
|---|---|

středočeský kraj

11 mandátů

| | |
|----------|-----|
| ANO 2011 | SPD |
|----------|-----|

| | |
|--------|--------|
| 79,463 | 26,661 |
|--------|--------|

| | |
|-----------|-----------|
| 55,959.86 | 18,775.35 |
| 39,731.50 | 13,330.50 |
| 26,487.67 | 8,887.00 |
| 19,865.75 | 6,665.25 |
| 15,892.60 | 5,332.20 |
| 13,243.83 | 4,443.50 |
| 11,351.86 | 3,808.71 |
| 9,932.88 | 3,332.63 |
| 8,829.22 | 2,962.33 |
| 7,946.30 | 2,666.10 |
| 7,223.91 | 2,423.73 |

| | |
|---|---|
| 4 | 1 |
|---|---|

jihočeský kraj

10 mandátů

| | |
|----------|-----|
| ANO 2011 | SPD |
|----------|-----|

| | |
|--------|--------|
| 73,556 | 25,673 |
|--------|--------|

| | |
|-----------|-----------|
| 51,800.00 | 18,079.58 |
| 36,778.00 | 12,836.50 |
| 24,518.67 | 8,557.67 |

| | |
|-----------|----------|
| 18,389.00 | 6,418.25 |
| 14,711.20 | 5,134.60 |
| 12,259.33 | 4,278.83 |
| 10,508.00 | 3,667.57 |
| 9,194.50 | 3,209.13 |
| 8,172.89 | 2,852.56 |
| 7,355.60 | 2,567.30 |
| 4 | 0 |

ický kraj

12 mandátů

| | |
|----------|--------|
| ANO 2011 | SPD |
| 79,715 | 39,759 |

| | |
|-----------|-----------|
| 56,137.32 | 27,999.30 |
| 39,857.50 | 19,879.50 |
| 26,571.67 | 13,253.00 |
| 19,928.75 | 9,939.75 |
| 15,943.00 | 7,951.80 |
| 13,285.83 | 6,626.50 |
| 11,387.86 | 5,679.86 |
| 9,964.38 | 4,969.88 |
| 8,857.22 | 4,417.67 |
| 7,971.50 | 3,975.90 |
| 7,246.82 | 3,614.45 |
| 6,642.92 | 3,313.25 |
| 4 | 2 |

slezský kraj

22 mandátů

| | |
|----------|--------|
| ANO 2011 | SPD |
| 195,176 | 74,191 |

| | |
|------------|-----------|
| 137,447.89 | 52,247.18 |
| 97,588.00 | 37,095.50 |
| 65,058.67 | 24,730.33 |
| 48,794.00 | 18,547.75 |
| 39,035.20 | 14,838.20 |

| | |
|-----------|-----------|
| 32,529.33 | 12,365.17 |
| 27,882.29 | 10,598.71 |
| 24,397.00 | 9,273.88 |
| 21,686.22 | 8,243.44 |
| 19,517.60 | 7,419.10 |
| 17,743.27 | 6,744.64 |
| 16,264.67 | 6,182.58 |
| 15,013.54 | 5,707.00 |
| 13,941.14 | 5,299.36 |
| 13,011.73 | 4,946.07 |
| 12,198.50 | 4,636.94 |
| 11,480.94 | 4,364.18 |
| 10,843.11 | 4,121.72 |
| 10,272.42 | 3,904.79 |
| 9,758.80 | 3,709.55 |
| 9,294.10 | 3,532.90 |
| 8,871.64 | 3,372.32 |

10

3

ý kraj

12 mandátů

ANO 2011

SPD

84,534

35,662

| | |
|-----------|-----------|
| 59,530.99 | 25,114.08 |
| 42,267.00 | 17,831.00 |
| 28,178.00 | 11,887.33 |
| 21,133.50 | 8,915.50 |
| 16,906.80 | 7,132.40 |
| 14,089.00 | 5,943.67 |
| 12,076.29 | 5,094.57 |
| 10,566.75 | 4,457.75 |
| 9,392.67 | 3,962.44 |
| 8,453.40 | 3,566.20 |
| 7,684.91 | 3,242.00 |
| 7,044.50 | 2,971.83 |

4

1

avský kraj

23 mandátů

ANO 2011

SPD

158,362

58,427

111,522.54

41,145.77

79,181.00

29,213.50

52,787.33

19,475.67

39,590.50

14,606.75

31,672.40

11,685.40

26,393.67

9,737.83

22,623.14

8,346.71

19,795.25

7,303.38

17,595.78

6,491.89

15,836.20

5,842.70

14,396.55

5,311.55

13,196.83

4,868.92

12,181.69

4,494.38

11,311.57

4,173.36

10,557.47

3,895.13

9,897.63

3,651.69

9,315.41

3,436.88

8,797.89

3,245.94

8,334.84

3,075.11

7,918.10

2,921.35

7,541.05

2,782.24

7,198.27

2,655.77

6,885.30

2,540.30

8

2

ročníka

10 mandátů

ANO 2011

SPD

74,113

24,729

52,192.25

17,414.79

37,056.50

12,364.50

24,704.33

8,243.00

18,528.25

6,182.25

14,822.60

4,945.80

12,352.17

4,121.50

10,587.57

3,532.71

9,264.13

3,091.13

8,234.78

2,747.67

| | |
|----------|----------|
| 7,411.30 | 2,472.90 |
|----------|----------|

| | |
|---|---|
| 4 | 0 |
|---|---|

| | |
|----------|------------|
| ský kraj | 13 mandátů |
|----------|------------|

| | |
|----------|-----|
| ANO 2011 | SPD |
|----------|-----|

| | |
|--------|--------|
| 89,509 | 30,183 |
|--------|--------|

| | |
|-----------|-----------|
| 63,034.51 | 21,255.63 |
|-----------|-----------|

| | |
|-----------|-----------|
| 44,754.50 | 15,091.50 |
|-----------|-----------|

| | |
|-----------|-----------|
| 29,836.33 | 10,061.00 |
|-----------|-----------|

| | |
|-----------|----------|
| 22,377.25 | 7,545.75 |
|-----------|----------|

| | |
|-----------|----------|
| 17,901.80 | 6,036.60 |
|-----------|----------|

| | |
|-----------|----------|
| 14,918.17 | 5,030.50 |
|-----------|----------|

| | |
|-----------|----------|
| 12,787.00 | 4,311.86 |
|-----------|----------|

| | |
|-----------|----------|
| 11,188.63 | 3,772.88 |
|-----------|----------|

| | |
|----------|----------|
| 9,945.44 | 3,353.67 |
|----------|----------|

| | |
|----------|----------|
| 8,950.90 | 3,018.30 |
|----------|----------|

| | |
|----------|----------|
| 8,137.18 | 2,743.91 |
|----------|----------|

| | |
|----------|----------|
| 7,459.08 | 2,515.25 |
|----------|----------|

| | |
|----------|----------|
| 6,885.31 | 2,321.77 |
|----------|----------|

| | |
|---|---|
| 5 | 1 |
|---|---|

| | |
|---------|------------|
| ký kraj | 11 mandátů |
|---------|------------|

| | |
|----------|-----|
| ANO 2011 | SPD |
|----------|-----|

| | |
|--------|--------|
| 84,107 | 28,874 |
|--------|--------|

| | |
|-----------|-----------|
| 59,230.28 | 20,333.80 |
|-----------|-----------|

| | |
|-----------|-----------|
| 42,053.50 | 14,437.00 |
|-----------|-----------|

| | |
|-----------|----------|
| 28,035.67 | 9,624.67 |
|-----------|----------|

| | |
|-----------|----------|
| 21,026.75 | 7,218.50 |
|-----------|----------|

| | |
|-----------|----------|
| 16,821.40 | 5,774.80 |
|-----------|----------|

| | |
|-----------|----------|
| 14,017.83 | 4,812.33 |
|-----------|----------|

| | |
|-----------|----------|
| 12,015.29 | 4,124.86 |
|-----------|----------|

| | |
|-----------|----------|
| 10,513.38 | 3,609.25 |
|-----------|----------|

| | |
|----------|----------|
| 9,345.22 | 3,208.22 |
|----------|----------|

| | |
|----------|----------|
| 8,410.70 | 2,887.40 |
|----------|----------|

| | |
|----------|----------|
| 7,646.09 | 2,624.91 |
| 4 | 1 |

český kraj

26 mandátů

ANO 2011

SPD

176,100

55,105

124,014.08 38,806.34

88,050.00 27,552.50

58,700.00 18,368.33

44,025.00 13,776.25

35,220.00 11,021.00

29,350.00 9,184.17

25,157.14 7,872.14

22,012.50 6,888.13

19,566.67 6,122.78

17,610.00 5,510.50

16,009.09 5,009.55

14,675.00 4,592.08

13,546.15 4,238.85

12,578.57 3,936.07

11,740.00 3,673.67

11,006.25 3,444.06

10,358.82 3,241.47

9,783.33 3,061.39

9,268.42 2,900.26

8,805.00 2,755.25

8,385.71 2,624.05

8,004.55 2,504.77

7,656.52 2,395.87

7,337.50 2,296.04

7,044.00 2,204.20

6,773.08 2,119.42

8

2

město Praha

23 mandátů

ANO 2011

SPD

109,588

28,859

77,174.65

20,323.24

54,794.00

14,429.50

36,529.33

9,619.67

27,397.00

7,214.75

21,917.60

5,771.80

18,264.67

4,809.83

15,655.43

4,122.71

13,698.50

3,607.38

12,176.44

3,206.56

10,958.80

2,885.90

9,962.55

2,623.55

9,132.33

2,404.92

8,429.85

2,219.92

7,827.71

2,061.36

7,305.87

1,923.93

6,849.25

1,803.69

6,446.35

1,697.59

6,088.22

1,603.28

5,767.79

1,518.89

5,479.40

1,442.95

5,218.48

1,374.24

4,981.27

1,311.77

4,764.70

1,254.74

5

0

ANO 2011

SPD

Celkem

71

15

200

Celkem
200

Karlovar

SPOLU – ODS, KDU-ČSL, TOP 09

| | | |
|-----------------------|---------------|-----------|
| Počet hlasů | | 26,355 |
| | řada dělitelů | |
| | 1.42 | 18,559.86 |
| | 2 | 13,177.50 |
| | 3 | 8,785.00 |
| | 4 | 6,588.75 |
| | 5 | 5,271.00 |
| Mandáty upr. d'Hondt. | | 2 |

Ústeck

SPOLU – ODS, KDU-ČSL, TOP 09

| | | |
|-----------------------|---------------|-----------|
| Počet hlasů | | 74,565 |
| | řada dělitelů | |
| | 1.42 | 52,510.56 |
| | 2 | 37,282.50 |
| | 3 | 24,855.00 |
| | 4 | 18,641.25 |
| | 5 | 14,913.00 |
| | 6 | 12,427.50 |
| | 7 | 10,652.14 |
| | 8 | 9,320.63 |
| | 9 | 8,285.00 |
| | 10 | 7,456.50 |
| | 11 | 6,778.64 |
| | 12 | 6,213.75 |
| | 13 | 5,735.77 |
| | 14 | 5,326.07 |
| Mandáty upr. d'Hondt. | | 3 |

Liberec

SPOLU – ODS, KDU-ČSL, TOP 09

| | | |
|-----------------------|---------------|-----------|
| Počet hlasů | | 50,464 |
| | řada dělitelů | |
| | 1.42 | 35,538.03 |
| | 2 | 25,232.00 |
| | 3 | 16,821.33 |
| | 4 | 12,616.00 |
| | 5 | 10,092.80 |
| | 6 | 8,410.67 |
| | 7 | 7,209.14 |
| | 8 | 6,308.00 |
| Mandáty upr. d'Hondt. | | 2 |

Královehra

SPOLU – ODS, KDU-ČSL, TOP 09

| | | |
|-----------------------|---------------|-----------|
| Počet hlasů | | 84,166 |
| | řada dělitelů | |
| | 1.42 | 59,271.83 |
| | 2 | 42,083.00 |
| | 3 | 28,055.33 |
| | 4 | 21,041.50 |
| | 5 | 16,833.20 |
| | 6 | 14,027.67 |
| | 7 | 12,023.71 |
| | 8 | 10,520.75 |
| | 9 | 9,351.78 |
| | 10 | 8,416.60 |
| | 11 | 7,651.45 |
| Mandáty upr. d'Hondt. | | 4 |

Pardubi

SPOLU – ODS, KDU-ČSL, TOP 09

| | | |
|-------------|---------------|-----------|
| Počet hlasů | | 78,163 |
| | řada dělitelů | |
| | 1.42 | 55,044.37 |

| | |
|----|-----------|
| 2 | 39,081.50 |
| 3 | 26,054.33 |
| 4 | 19,540.75 |
| 5 | 15,632.60 |
| 6 | 13,027.17 |
| 7 | 11,166.14 |
| 8 | 9,770.38 |
| 9 | 8,684.78 |
| 10 | 7,816.30 |

Mandáty upr. d'Hondt.

4

Olomou

SPOLU – ODS, KDU-ČSL, TOP 09

Počet hlasů

79,715

řada dělitelů

| | |
|------|-----------|
| 1.42 | 56,137.32 |
| 2 | 39,857.50 |
| 3 | 26,571.67 |
| 4 | 19,928.75 |
| 5 | 15,943.00 |
| 6 | 13,285.83 |
| 7 | 11,387.86 |
| 8 | 9,964.38 |
| 9 | 8,857.22 |
| 10 | 7,971.50 |
| 11 | 7,246.82 |
| 12 | 6,642.92 |

Mandáty upr. d'Hondt.

4

Moravskos

SPOLU – ODS, KDU-ČSL, TOP 09

Počet hlasů

119,457

řada dělitelů

| | |
|------|-----------|
| 1.42 | 84,124.65 |
| 2 | 59,728.50 |
| 3 | 39,819.00 |

| | |
|----|-----------|
| 4 | 29,864.25 |
| 5 | 23,891.40 |
| 6 | 19,909.50 |
| 7 | 17,065.29 |
| 8 | 14,932.13 |
| 9 | 13,273.00 |
| 10 | 11,945.70 |
| 11 | 10,859.73 |
| 12 | 9,954.75 |
| 13 | 9,189.00 |
| 14 | 8,532.64 |
| 15 | 7,963.80 |
| 16 | 7,466.06 |
| 17 | 7,026.88 |
| 18 | 6,636.50 |
| 19 | 6,287.21 |
| 20 | 5,972.85 |
| 21 | 5,688.43 |
| 22 | 5,429.86 |

Mandáty upr. d'Hondt.

6

Zlínsk

SPOLU – ODS, KDU-ČSL, TOP 09

Počet hlasů

87,019

řada dělitelů

| | |
|------|-----------|
| 1.42 | 61,280.99 |
| 2 | 43,509.50 |
| 3 | 29,006.33 |
| 4 | 21,754.75 |
| 5 | 17,403.80 |
| 6 | 14,503.17 |
| 7 | 12,431.29 |
| 8 | 10,877.38 |
| 9 | 9,668.78 |
| 10 | 8,701.90 |
| 11 | 7,910.82 |
| 12 | 7,251.58 |

Mandáty upr. d'Hondt.

4

Jihomora

SPOLU – ODS, KDU-ČSL, TOP 09

Počet hlasů

187,497

řada dělitelů

| | |
|------|------------|
| 1.42 | 132,040.14 |
| 2 | 93,748.50 |
| 3 | 62,499.00 |
| 4 | 46,874.25 |
| 5 | 37,499.40 |
| 6 | 31,249.50 |
| 7 | 26,785.29 |
| 8 | 23,437.13 |
| 9 | 20,833.00 |
| 10 | 18,749.70 |
| 11 | 17,045.18 |
| 12 | 15,624.75 |
| 13 | 14,422.85 |
| 14 | 13,392.64 |
| 16 | 11,718.56 |
| 17 | 11,029.24 |
| 18 | 10,416.50 |
| 19 | 9,868.26 |
| 20 | 9,374.85 |
| 21 | 8,928.43 |
| 22 | 8,522.59 |
| 23 | 8,152.04 |
| 24 | 7,812.38 |

Mandáty upr. d' Hondt.

9

kraj Vy

SPOLU – ODS, KDU-ČSL, TOP 09

Počet hlasů

77,631

řada dělitelů

| | |
|------|-----------|
| 1.42 | 54,669.72 |
| 2 | 38,815.50 |
| 3 | 25,877.00 |
| 4 | 19,407.75 |
| 5 | 15,526.20 |
| 6 | 12,938.50 |
| 7 | 11,090.14 |

| | |
|----|----------|
| 8 | 9,703.88 |
| 9 | 8,625.67 |
| 10 | 7,763.10 |

Mandáty upr. d'Hondt.

4

Jihočes

SPOLU – ODS, KDU-ČSL, TOP 09

Počet hlasů

97,698

řada dělitelů

| | |
|------|-----------|
| 1.42 | 68,801.41 |
| 2 | 48,849.00 |
| 3 | 32,566.00 |
| 4 | 24,424.50 |
| 5 | 19,539.60 |
| 6 | 16,283.00 |
| 7 | 13,956.86 |
| 8 | 12,212.25 |
| 9 | 10,855.33 |
| 10 | 9,769.80 |
| 11 | 8,881.64 |
| 12 | 8,141.50 |
| 13 | 7,515.23 |

Mandáty upr. d'Hondt.

5

Plzeňsl

SPOLU – ODS, KDU-ČSL, TOP 09

Počet hlasů

76,994

řada dělitelů

| | |
|------|-----------|
| 1.42 | 54,221.13 |
| 2 | 38,497.00 |
| 3 | 25,664.67 |
| 4 | 19,248.50 |
| 5 | 15,398.80 |
| 6 | 12,832.33 |
| 7 | 10,999.14 |
| 8 | 9,624.25 |

| | |
|----|----------|
| 9 | 8,554.89 |
| 10 | 7,699.40 |
| 11 | 6,999.45 |

Mandáty upr. d'Hondt.

4

Středoče

SPOLU – ODS, KDU-ČSL, TOP 09

Počet hlasů

203,091

řada dělitelů

| | |
|------|------------|
| 1.42 | 143,021.83 |
| 2 | 101,545.50 |
| 3 | 67,697.00 |
| 4 | 50,772.75 |
| 5 | 40,618.20 |
| 6 | 33,848.50 |
| 7 | 29,013.00 |
| 8 | 25,386.38 |
| 9 | 22,565.67 |
| 10 | 20,309.10 |
| 11 | 18,462.82 |
| 12 | 16,924.25 |
| 13 | 15,622.38 |
| 14 | 14,506.50 |
| 15 | 13,539.40 |
| 16 | 12,693.19 |
| 17 | 11,946.53 |
| 18 | 11,282.83 |
| 19 | 10,689.00 |
| 20 | 10,154.55 |
| 21 | 9,671.00 |
| 22 | 9,231.41 |
| 23 | 8,830.04 |
| 24 | 8,462.13 |
| 25 | 8,123.64 |
| 26 | 7,811.19 |

Mandáty upr. d'Hondt.

9

kraj Hlavní n

Počet hlasů

251,090

řada dělitelů

| | |
|------|------------|
| 1.42 | 176,823.94 |
| 2 | 125,545.00 |
| 3 | 83,696.67 |
| 4 | 62,772.50 |
| 5 | 50,218.00 |
| 6 | 41,848.33 |
| 7 | 35,870.00 |
| 8 | 31,386.25 |
| 9 | 27,898.89 |
| 10 | 25,109.00 |
| 11 | 22,826.36 |
| 12 | 20,924.17 |
| 13 | 19,314.62 |
| 14 | 17,935.00 |
| 15 | 16,739.33 |
| 16 | 15,693.13 |
| 17 | 14,770.00 |
| 18 | 13,949.44 |
| 19 | 13,215.26 |
| 20 | 12,554.50 |
| 21 | 11,956.67 |
| 22 | 11,413.18 |
| 23 | 10,916.96 |

Mandáty upr. d'Hondt.

12

Mandáty upr. d'Hondt.

ský kraj

| ANO 2011 | PIRÁTI a STAROSTOVÉ | Svoboda a př. demokracie (SPD) |
|-----------|---------------------|--------------------------------|
| 43,081 | 18,546 | 16,629 |
| 30,338.73 | 13,060.56 | 11,710.56 |
| 21,540.50 | 9,273.00 | 8,314.50 |
| 14,360.33 | 6,182.00 | 5,543.00 |
| 10,770.25 | 4,636.50 | 4,157.25 |
| 8,616.20 | 3,709.20 | 3,325.80 |
| 3 | 0 | 0 |

ský kraj

| ANO 2011 | PIRÁTI a STAROSTOVÉ | Svoboda a př. demokracie (SPD) |
|-----------|---------------------|--------------------------------|
| 134,322 | 52,797 | 44,774 |
| 94,592.96 | 37,180.99 | 31,530.99 |
| 67,161.00 | 26,398.50 | 22,387.00 |
| 44,774.00 | 17,599.00 | 14,924.67 |
| 33,580.50 | 13,199.25 | 11,193.50 |
| 26,864.40 | 10,559.40 | 8,954.80 |
| 22,387.00 | 8,799.50 | 7,462.33 |
| 19,188.86 | 7,542.43 | 6,396.29 |
| 16,790.25 | 6,599.63 | 5,596.75 |
| 14,924.67 | 5,866.33 | 4,974.89 |
| 13,432.20 | 5,279.70 | 4,477.40 |
| 12,211.09 | 4,799.73 | 4,070.36 |
| 11,193.50 | 4,399.75 | 3,731.17 |
| 10,332.46 | 4,061.31 | 3,444.15 |
| 9,594.43 | 3,771.21 | 3,198.14 |
| 7 | 2 | 2 |

ský kraj

| ANO 2011 | PIRÁTI a STAROSTOVÉ | Svoboda a př. demokracie (SPD) |
|-----------|---------------------|--------------------------------|
| 59,515 | 47,350 | 24,384 |
| 41,911.97 | 33,345.07 | 17,171.83 |
| 29,757.50 | 23,675.00 | 12,192.00 |
| 19,838.33 | 15,783.33 | 8,128.00 |
| 14,878.75 | 11,837.50 | 6,096.00 |
| 11,903.00 | 9,470.00 | 4,876.80 |
| 9,919.17 | 7,891.67 | 4,064.00 |
| 8,502.14 | 6,764.29 | 3,483.43 |
| 7,439.38 | 5,918.75 | 3,048.00 |
| 3 | 2 | 1 |

středočeský kraj

| ANO 2011 | PIRÁTI a STAROSTOVÉ | Svoboda a př. demokracie (SPD) |
|-----------|---------------------|--------------------------------|
| 79,463 | 44,551 | 26,661 |
| 55,959.86 | 31,373.94 | 18,775.35 |
| 39,731.50 | 22,275.50 | 13,330.50 |
| 26,487.67 | 14,850.33 | 8,887.00 |
| 19,865.75 | 11,137.75 | 6,665.25 |
| 15,892.60 | 8,910.20 | 5,332.20 |
| 13,243.83 | 7,425.17 | 4,443.50 |
| 11,351.86 | 6,364.43 | 3,808.71 |
| 9,932.88 | 5,568.88 | 3,332.63 |
| 8,829.22 | 4,950.11 | 2,962.33 |
| 7,946.30 | 4,455.10 | 2,666.10 |
| 7,223.91 | 4,050.09 | 2,423.73 |
| 4 | 2 | 1 |

středočeský kraj

| ANO 2011 | PIRÁTI a STAROSTOVÉ | Svoboda a př. demokracie (SPD) |
|-----------|---------------------|--------------------------------|
| 73,556 | 38,628 | 25,673 |
| 51,800.00 | 27,202.82 | 18,079.58 |

| | | |
|-----------|-----------|-----------|
| 36,778.00 | 19,314.00 | 12,836.50 |
| 24,518.67 | 12,876.00 | 8,557.67 |
| 18,389.00 | 9,657.00 | 6,418.25 |
| 14,711.20 | 7,725.60 | 5,134.60 |
| 12,259.33 | 6,438.00 | 4,278.83 |
| 10,508.00 | 5,518.29 | 3,667.57 |
| 9,194.50 | 4,828.50 | 3,209.13 |
| 8,172.89 | 4,292.00 | 2,852.56 |
| 7,355.60 | 3,862.80 | 2,567.30 |
| 4 | 2 | 0 |

cký kraj

| ANO 2011 | PIRÁTI a STAROSTOVÉ | Svoboda a př. demokracie (SPD) |
|-----------|---------------------|--------------------------------|
| 96,714 | 40,124 | 39,759 |
| 68,108.45 | 28,256.34 | 27,999.30 |
| 48,357.00 | 20,062.00 | 19,879.50 |
| 32,238.00 | 13,374.67 | 13,253.00 |
| 24,178.50 | 10,031.00 | 9,939.75 |
| 19,342.80 | 8,024.80 | 7,951.80 |
| 16,119.00 | 6,687.33 | 6,626.50 |
| 13,816.29 | 5,732.00 | 5,679.86 |
| 12,089.25 | 5,015.50 | 4,969.88 |
| 10,746.00 | 4,458.22 | 4,417.67 |
| 9,671.40 | 4,012.40 | 3,975.90 |
| 8,792.18 | 3,647.64 | 3,614.45 |
| 8,059.50 | 3,343.67 | 3,313.25 |
| 4 | 2 | 2 |

lezský kraj

| ANO 2011 | PIRÁTI a STAROSTOVÉ | Svoboda a př. demokracie (SPD) |
|------------|---------------------|--------------------------------|
| 195,176 | 64,412 | 74,191 |
| 137,447.89 | 45,360.56 | 52,247.18 |
| 97,588.00 | 32,206.00 | 37,095.50 |
| 65,058.67 | 21,470.67 | 24,730.33 |

| | | |
|-----------|-----------|-----------|
| 48,794.00 | 16,103.00 | 18,547.75 |
| 39,035.20 | 12,882.40 | 14,838.20 |
| 32,529.33 | 10,735.33 | 12,365.17 |
| 27,882.29 | 9,201.71 | 10,598.71 |
| 24,397.00 | 8,051.50 | 9,273.88 |
| 21,686.22 | 7,156.89 | 8,243.44 |
| 19,517.60 | 6,441.20 | 7,419.10 |
| 17,743.27 | 5,855.64 | 6,744.64 |
| 16,264.67 | 5,367.67 | 6,182.58 |
| 15,013.54 | 4,954.77 | 5,707.00 |
| 13,941.14 | 4,600.86 | 5,299.36 |
| 13,011.73 | 4,294.13 | 4,946.07 |
| 12,198.50 | 4,025.75 | 4,636.94 |
| 11,480.94 | 3,788.94 | 4,364.18 |
| 10,843.11 | 3,578.44 | 4,121.72 |
| 10,272.42 | 3,390.11 | 3,904.79 |
| 9,758.80 | 3,220.60 | 3,709.55 |
| 9,294.10 | 3,067.24 | 3,532.90 |
| 8,871.64 | 2,927.82 | 3,372.32 |

9

3

3

ý kraj

ANO 2011

PIRÁTI a STAROSTOVÉ

Svoboda a př. demokracie (SPD)

84,534

42,117

35,662

| | | |
|-----------|-----------|-----------|
| 59,530.99 | 29,659.86 | 25,114.08 |
| 42,267.00 | 21,058.50 | 17,831.00 |
| 28,178.00 | 14,039.00 | 11,887.33 |
| 21,133.50 | 10,529.25 | 8,915.50 |
| 16,906.80 | 8,423.40 | 7,132.40 |
| 14,089.00 | 7,019.50 | 5,943.67 |
| 12,076.29 | 6,016.71 | 5,094.57 |
| 10,566.75 | 5,264.63 | 4,457.75 |
| 9,392.67 | 4,679.67 | 3,962.44 |
| 8,453.40 | 4,211.70 | 3,566.20 |
| 7,684.91 | 3,828.82 | 3,242.00 |
| 7,044.50 | 3,509.75 | 2,971.83 |

4

2

2

vský kraj

| ANO 2011 | PIRÁTI a STAROSTOVÉ | Svoboda a př. demokracie (SPD) |
|------------|---------------------|--------------------------------|
| 158,362 | 88,601 | 58,427 |
| 111,522.54 | 62,395.07 | 41,145.77 |
| 79,181.00 | 44,300.50 | 29,213.50 |
| 52,787.33 | 29,533.67 | 19,475.67 |
| 39,590.50 | 22,150.25 | 14,606.75 |
| 31,672.40 | 17,720.20 | 11,685.40 |
| 26,393.67 | 14,766.83 | 9,737.83 |
| 22,623.14 | 12,657.29 | 8,346.71 |
| 19,795.25 | 11,075.13 | 7,303.38 |
| 17,595.78 | 9,844.56 | 6,491.89 |
| 15,836.20 | 8,860.10 | 5,842.70 |
| 14,396.55 | 8,054.64 | 5,311.55 |
| 13,196.83 | 7,383.42 | 4,868.92 |
| 12,181.69 | 6,815.46 | 4,494.38 |
| 11,311.57 | 6,328.64 | 4,173.36 |
| 9,897.63 | 5,537.56 | 3,651.69 |
| 9,315.41 | 5,211.82 | 3,436.88 |
| 8,797.89 | 4,922.28 | 3,245.94 |
| 8,334.84 | 4,663.21 | 3,075.11 |
| 7,918.10 | 4,430.05 | 2,921.35 |
| 7,541.05 | 4,219.10 | 2,782.24 |
| 7,198.27 | 4,027.32 | 2,655.77 |
| 6,885.30 | 3,852.22 | 2,540.30 |
| 6,598.42 | 3,691.71 | 2,434.46 |
| 7 | 4 | 2 |

sočina

| ANO 2011 | PIRÁTI a STAROSTOVÉ | Svoboda a př. demokracie (SPD) |
|-----------|---------------------|--------------------------------|
| 74,113 | 37,451 | 24,729 |
| 52,192.25 | 26,373.94 | 17,414.79 |
| 37,056.50 | 18,725.50 | 12,364.50 |
| 24,704.33 | 12,483.67 | 8,243.00 |
| 18,528.25 | 9,362.75 | 6,182.25 |
| 14,822.60 | 7,490.20 | 4,945.80 |
| 12,352.17 | 6,241.83 | 4,121.50 |
| 10,587.57 | 5,350.14 | 3,532.71 |

| | | |
|----------|----------|----------|
| 9,264.13 | 4,681.38 | 3,091.13 |
| 8,234.78 | 4,161.22 | 2,747.67 |
| 7,411.30 | 3,745.10 | 2,472.90 |

4

2

0

.ký kraj

| | | |
|----------|---------------------|--------------------------------|
| ANO 2011 | PIRÁTI a STAROSTOVÉ | Svoboda a př. demokracie (SPD) |
|----------|---------------------|--------------------------------|

89,509

45,357

30,183

| | | |
|-----------|-----------|-----------|
| 63,034.51 | 31,941.55 | 21,255.63 |
| 44,754.50 | 22,678.50 | 15,091.50 |
| 29,836.33 | 15,119.00 | 10,061.00 |
| 22,377.25 | 11,339.25 | 7,545.75 |
| 17,901.80 | 9,071.40 | 6,036.60 |
| 14,918.17 | 7,559.50 | 5,030.50 |
| 12,787.00 | 6,479.57 | 4,311.86 |
| 11,188.63 | 5,669.63 | 3,772.88 |
| 9,945.44 | 5,039.67 | 3,353.67 |
| 8,950.90 | 4,535.70 | 3,018.30 |
| 8,137.18 | 4,123.36 | 2,743.91 |
| 7,459.08 | 3,779.75 | 2,515.25 |
| 6,885.31 | 3,489.00 | 2,321.77 |

5

2

1

ký kraj

| | | |
|----------|---------------------|--------------------------------|
| ANO 2011 | PIRÁTI a STAROSTOVÉ | Svoboda a př. demokracie (SPD) |
|----------|---------------------|--------------------------------|

84,107

40,210

28,874

| | | |
|-----------|-----------|-----------|
| 59,230.28 | 28,316.90 | 20,333.80 |
| 42,053.50 | 20,105.00 | 14,437.00 |
| 28,035.67 | 13,403.33 | 9,624.67 |
| 21,026.75 | 10,052.50 | 7,218.50 |
| 16,821.40 | 8,042.00 | 5,774.80 |
| 14,017.83 | 6,701.67 | 4,812.33 |
| 12,015.29 | 5,744.29 | 4,124.86 |
| 10,513.38 | 5,026.25 | 3,609.25 |

| | | |
|----------|----------|----------|
| 9,345.22 | 4,467.78 | 3,208.22 |
| 8,410.70 | 4,021.00 | 2,887.40 |
| 7,646.09 | 3,655.45 | 2,624.91 |

4

2

1

český kraj

ANO 2011

PIRÁTI a STAROSTOVÉ

Svoboda a př. demokracie (SPD)

176,100

137,532

55,105

124,014.08

96,853.52

38,806.34

88,050.00

68,766.00

27,552.50

58,700.00

45,844.00

18,368.33

44,025.00

34,383.00

13,776.25

35,220.00

27,506.40

11,021.00

29,350.00

22,922.00

9,184.17

25,157.14

19,647.43

7,872.14

22,012.50

17,191.50

6,888.13

19,566.67

15,281.33

6,122.78

17,610.00

13,753.20

5,510.50

16,009.09

12,502.91

5,009.55

14,675.00

11,461.00

4,592.08

13,546.15

10,579.38

4,238.85

12,578.57

9,823.71

3,936.07

11,740.00

9,168.80

3,673.67

11,006.25

8,595.75

3,444.06

10,358.82

8,090.12

3,241.47

9,783.33

7,640.67

3,061.39

9,268.42

7,238.53

2,900.26

8,805.00

6,876.60

2,755.25

8,385.71

6,549.14

2,624.05

8,004.55

6,251.45

2,504.77

7,656.52

5,979.65

2,395.87

7,337.50

5,730.50

2,296.04

7,044.00

5,501.28

2,204.20

6,773.08

5,289.69

2,119.42

7

6

2

něsto Praha

| ANO 2011 | PIRÁTI a STAROSTOVÉ | Svoboda a př. demokracie (SPD) |
|-----------|---------------------|--------------------------------|
| 109,588 | 142,100 | 28,859 |
| 77,174.65 | 100,070.42 | 20,323.24 |
| 54,794.00 | 71,050.00 | 14,429.50 |
| 36,529.33 | 47,366.67 | 9,619.67 |
| 27,397.00 | 35,525.00 | 7,214.75 |
| 21,917.60 | 28,420.00 | 5,771.80 |
| 18,264.67 | 23,683.33 | 4,809.83 |
| 15,655.43 | 20,300.00 | 4,122.71 |
| 13,698.50 | 17,762.50 | 3,607.38 |
| 12,176.44 | 15,788.89 | 3,206.56 |
| 10,958.80 | 14,210.00 | 2,885.90 |
| 9,962.55 | 12,918.18 | 2,623.55 |
| 9,132.33 | 11,841.67 | 2,404.92 |
| 8,429.85 | 10,930.77 | 2,219.92 |
| 7,827.71 | 10,150.00 | 2,061.36 |
| 7,305.87 | 9,473.33 | 1,923.93 |
| 6,849.25 | 8,881.25 | 1,803.69 |
| 6,446.35 | 8,358.82 | 1,697.59 |
| 6,088.22 | 7,894.44 | 1,603.28 |
| 5,767.79 | 7,478.95 | 1,518.89 |
| 5,479.40 | 7,105.00 | 1,442.95 |
| 5,218.48 | 6,766.67 | 1,374.24 |
| 4,981.27 | 6,459.09 | 1,311.77 |
| 4,764.70 | 6,178.26 | 1,254.74 |

5

6

0

| ANO 2011 | PIRÁTI a STAROSTOVÉ | Svoboda a př. demokracie (SPD) |
|----------|---------------------|--------------------------------|
| 70 | 37 | 17 |

5 mandátů

PŘÍSAHA Roberta Šlachty

Česká str.sociálně demokrat.

| | |
|----------|----------|
| 6,447 | 4,930 |
| 4,540.14 | 3,471.83 |
| 3,223.50 | 2,465.00 |
| 2,149.00 | 1,643.33 |
| 1,611.75 | 1,232.50 |
| 1,289.40 | 986.00 |
| 0 | 0 |

14 mandátů

PŘÍSAHA Roberta Šlachty

Česká str.sociálně demokrat.

| | |
|-----------|----------|
| 16,452 | 12,062 |
| 11,585.92 | 8,494.37 |
| 8,226.00 | 6,031.00 |
| 5,484.00 | 4,020.67 |
| 4,113.00 | 3,015.50 |
| 3,290.40 | 2,412.40 |
| 2,742.00 | 2,010.33 |
| 2,350.29 | 1,723.14 |
| 2,056.50 | 1,507.75 |
| 1,828.00 | 1,340.22 |
| 1,645.20 | 1,206.20 |
| 1,495.64 | 1,096.55 |
| 1,371.00 | 1,005.17 |
| 1,265.54 | 927.85 |
| 1,175.14 | 861.57 |
| 0 | 0 |

8 mandátů

PŘÍSAHA Roberta Šlachty

Česká str.sociálně demokrat.

9,524

7,725

6,707.04

5,440.14

4,762.00

3,862.50

3,174.67

2,575.00

2,381.00

1,931.25

1,904.80

1,545.00

1,587.33

1,287.50

1,360.57

1,103.57

1,190.50

965.63

0

0

11 mandátů

PŘÍSAHA Roberta Šlachty

Česká str.sociálně demokrat.

13,930

14,534

9,809.86

10,235.21

6,965.00

7,267.00

4,643.33

4,844.67

3,482.50

3,633.50

2,786.00

2,906.80

2,321.67

2,422.33

1,990.00

2,076.29

1,741.25

1,816.75

1,547.78

1,614.89

1,393.00

1,453.40

1,266.36

1,321.27

0

0

10 mandátů

PŘÍSAHA Roberta Šlachty

Česká str.sociálně demokrat.

13,569

13,843

9,555.63

9,748.59

| | |
|----------|----------|
| 6,784.50 | 6,921.50 |
| 4,523.00 | 4,614.33 |
| 3,392.25 | 3,460.75 |
| 2,713.80 | 2,768.60 |
| 2,261.50 | 2,307.17 |
| 1,938.43 | 1,977.57 |
| 1,696.13 | 1,730.38 |
| 1,507.67 | 1,538.11 |
| 1,356.90 | 1,384.30 |

0

0

12 mandátů

PŘÍSAHA Roberta Šlachty

Česká str.sociálně demokrat.

| | |
|-----------|-----------|
| 15,257 | 14,742 |
| 10,744.37 | 10,381.69 |
| 7,628.50 | 7,371.00 |
| 5,085.67 | 4,914.00 |
| 3,814.25 | 3,685.50 |
| 3,051.40 | 2,948.40 |
| 2,542.83 | 2,457.00 |
| 2,179.57 | 2,106.00 |
| 1,907.13 | 1,842.75 |
| 1,695.22 | 1,638.00 |
| 1,525.70 | 1,474.20 |
| 1,387.00 | 1,340.18 |
| 1,271.42 | 1,228.50 |

0

0

22 mandátů

PŘÍSAHA Roberta Šlachty

Česká str.sociálně demokrat.

| | |
|-----------|-----------|
| 28,164 | 31,369 |
| 19,833.80 | 22,090.85 |
| 14,082.00 | 15,684.50 |
| 9,388.00 | 10,456.33 |

| | |
|----------|----------|
| 7,041.00 | 7,842.25 |
| 5,632.80 | 6,273.80 |
| 4,694.00 | 5,228.17 |
| 4,023.43 | 4,481.29 |
| 3,520.50 | 3,921.13 |
| 3,129.33 | 3,485.44 |
| 2,816.40 | 3,136.90 |
| 2,560.36 | 2,851.73 |
| 2,347.00 | 2,614.08 |
| 2,166.46 | 2,413.00 |
| 2,011.71 | 2,240.64 |
| 1,877.60 | 2,091.27 |
| 1,760.25 | 1,960.56 |
| 1,656.71 | 1,845.24 |
| 1,564.67 | 1,742.72 |
| 1,482.32 | 1,651.00 |
| 1,408.20 | 1,568.45 |
| 1,341.14 | 1,493.76 |
| 1,280.18 | 1,425.86 |

0

1

12 mandátů

PŘÍSAHA Roberta Šlachty

Česká str.sociálně demokrat.

| | |
|----------|-----------|
| 13,270 | 15,338 |
| 9,345.07 | 10,801.41 |
| 6,635.00 | 7,669.00 |
| 4,423.33 | 5,112.67 |
| 3,317.50 | 3,834.50 |
| 2,654.00 | 3,067.60 |
| 2,211.67 | 2,556.33 |
| 1,895.71 | 2,191.14 |
| 1,658.75 | 1,917.25 |
| 1,474.44 | 1,704.22 |
| 1,327.00 | 1,533.80 |
| 1,206.36 | 1,394.36 |
| 1,105.83 | 1,278.17 |

0

0

23 mandátů

PŘÍSAHA Roberta Šlachty

Česká str.sociálně demokrat.

37,740

27,555

26,577.46

19,404.93

18,870.00

13,777.50

12,580.00

9,185.00

9,435.00

6,888.75

7,548.00

5,511.00

6,290.00

4,592.50

5,391.43

3,936.43

4,717.50

3,444.38

4,193.33

3,061.67

3,774.00

2,755.50

3,430.91

2,505.00

3,145.00

2,296.25

2,903.08

2,119.62

2,695.71

1,968.21

2,358.75

1,722.19

2,220.00

1,620.88

2,096.67

1,530.83

1,986.32

1,450.26

1,887.00

1,377.75

1,797.14

1,312.14

1,715.45

1,252.50

1,640.87

1,198.04

1,572.50

1,148.13

1

0

10 mandátů

PŘÍSAHA Roberta Šlachty

Česká str.sociálně demokrat.

14,504

18,168

10,214.08

12,794.37

7,252.00

9,084.00

4,834.67

6,056.00

3,626.00

4,542.00

2,900.80

3,633.60

2,417.33

3,028.00

2,072.00

2,595.43

| | |
|----------|----------|
| 1,813.00 | 2,271.00 |
| 1,611.56 | 2,018.67 |
| 1,450.40 | 1,816.80 |

0

0

13 mandátů

PŘÍSAHA Roberta Šlachty

Česká str.sociálně demokrat.

15,165

18,304

10,679.58

12,890.14

7,582.50

9,152.00

5,055.00

6,101.33

3,791.25

4,576.00

3,033.00

3,660.80

2,527.50

3,050.67

2,166.43

2,614.86

1,895.63

2,288.00

1,685.00

2,033.78

1,516.50

1,830.40

1,378.64

1,664.00

1,263.75

1,525.33

1,166.54

1,408.00

0

0

11 mandátů

PŘÍSAHA Roberta Šlachty

Česká str.sociálně demokrat.

13,695

14,466

9,644.37

10,187.32

6,847.50

7,233.00

4,565.00

4,822.00

3,423.75

3,616.50

2,739.00

2,893.20

2,282.50

2,411.00

1,956.43

2,066.57

1,711.88

1,808.25

| | |
|----------|----------|
| 1,521.67 | 1,607.33 |
| 1,369.50 | 1,446.60 |
| 1,245.00 | 1,315.09 |

0

0

26 mandátů

PŘÍSAHA Roberta Šlachty

Česká str.sociálně demokrat.

32,427

32,245

| | |
|-----------|-----------|
| 22,835.92 | 22,707.75 |
|-----------|-----------|

| | |
|-----------|-----------|
| 16,213.50 | 16,122.50 |
|-----------|-----------|

| | |
|-----------|-----------|
| 10,809.00 | 10,748.33 |
|-----------|-----------|

| | |
|----------|----------|
| 8,106.75 | 8,061.25 |
|----------|----------|

| | |
|----------|----------|
| 6,485.40 | 6,449.00 |
|----------|----------|

| | |
|----------|----------|
| 5,404.50 | 5,374.17 |
|----------|----------|

| | |
|----------|----------|
| 4,632.43 | 4,606.43 |
|----------|----------|

| | |
|----------|----------|
| 4,053.38 | 4,030.63 |
|----------|----------|

| | |
|----------|----------|
| 3,603.00 | 3,582.78 |
|----------|----------|

| | |
|----------|----------|
| 3,242.70 | 3,224.50 |
|----------|----------|

| | |
|----------|----------|
| 2,947.91 | 2,931.36 |
|----------|----------|

| | |
|----------|----------|
| 2,702.25 | 2,687.08 |
|----------|----------|

| | |
|----------|----------|
| 2,494.38 | 2,480.38 |
|----------|----------|

| | |
|----------|----------|
| 2,316.21 | 2,303.21 |
|----------|----------|

| | |
|----------|----------|
| 2,161.80 | 2,149.67 |
|----------|----------|

| | |
|----------|----------|
| 2,026.69 | 2,015.31 |
|----------|----------|

| | |
|----------|----------|
| 1,907.47 | 1,896.76 |
|----------|----------|

| | |
|----------|----------|
| 1,801.50 | 1,791.39 |
|----------|----------|

| | |
|----------|----------|
| 1,706.68 | 1,697.11 |
|----------|----------|

| | |
|----------|----------|
| 1,621.35 | 1,612.25 |
|----------|----------|

| | |
|----------|----------|
| 1,544.14 | 1,535.48 |
|----------|----------|

| | |
|----------|----------|
| 1,473.95 | 1,465.68 |
|----------|----------|

| | |
|----------|----------|
| 1,409.87 | 1,401.96 |
|----------|----------|

| | |
|----------|----------|
| 1,351.13 | 1,343.54 |
|----------|----------|

| | |
|----------|----------|
| 1,297.08 | 1,289.80 |
|----------|----------|

| | |
|----------|----------|
| 1,247.19 | 1,240.19 |
|----------|----------|

1

1

23 mandátů

PŘÍSAHA Roberta Šlachty

Česká str.sociálně demokrat.

| | |
|-----------|-----------|
| 21,418 | 25,116 |
| 15,083.10 | 17,687.32 |
| 10,709.00 | 12,558.00 |
| 7,139.33 | 8,372.00 |
| 5,354.50 | 6,279.00 |
| 4,283.60 | 5,023.20 |
| 3,569.67 | 4,186.00 |
| 3,059.71 | 3,588.00 |
| 2,677.25 | 3,139.50 |
| 2,379.78 | 2,790.67 |
| 2,141.80 | 2,511.60 |
| 1,947.09 | 2,283.27 |
| 1,784.83 | 2,093.00 |
| 1,647.54 | 1,932.00 |
| 1,529.86 | 1,794.00 |
| 1,427.87 | 1,674.40 |
| 1,338.63 | 1,569.75 |
| 1,259.88 | 1,477.41 |
| 1,189.89 | 1,395.33 |
| 1,127.26 | 1,321.89 |
| 1,070.90 | 1,255.80 |
| 1,019.90 | 1,196.00 |
| 973.55 | 1,141.64 |
| 931.22 | 1,092.00 |
| 0 | 0 |

PŘÍSAHA Roberta Šlachty

2

Česká str.sociálně demokrat.

2

Celkem

200

Karlovar

SPOLU – ODS, KDU-ČSL, TOP 09

| | | |
|---------------------------------|---------------|-----------|
| Počet hlasů | | 26,355 |
| | řada dělitelů | |
| | 2 | 13,177.50 |
| | 3 | 8,785.00 |
| | 4 | 6,588.75 |
| | 5 | 5,271.00 |
| | 6 | 4,392.50 |
| Mandáty metoda Imperialiho děl. | | 1 |

Ústeck

SPOLU – ODS, KDU-ČSL, TOP 09

| | | |
|---------------------------------|---------------|-----------|
| Počet hlasů | | 74,565 |
| | řada dělitelů | |
| | 2 | 37,282.50 |
| | 3 | 24,855.00 |
| | 4 | 18,641.25 |
| | 5 | 14,913.00 |
| | 6 | 12,427.50 |
| | 7 | 10,652.14 |
| | 8 | 9,320.63 |
| | 9 | 8,285.00 |
| | 10 | 7,456.50 |
| | 11 | 6,778.64 |
| | 12 | 6,213.75 |
| | 13 | 5,735.77 |
| | 14 | 5,326.07 |
| | 15 | 4,971.00 |
| Mandáty metoda Imperialiho děl. | | 3 |

Liberec

SPOLU – ODS, KDU-ČSL, TOP 09

| | | |
|---------------------------------|---------------|-----------|
| Počet hlasů | | 50,464 |
| | řada dělitelů | |
| | 2 | 25,232.00 |
| | 3 | 16,821.33 |
| | 4 | 12,616.00 |
| | 5 | 10,092.80 |
| | 6 | 8,410.67 |
| | 7 | 7,209.14 |
| | 8 | 6,308.00 |
| | 9 | 5,607.11 |
| Mandáty metoda Imperialiho děl. | | 3 |

Královehra

SPOLU – ODS, KDU-ČSL, TOP 09

| | | |
|---------------------------------|---------------|-----------|
| Počet hlasů | | 84,166 |
| | řada dělitelů | |
| | 2 | 42,083.00 |
| | 3 | 28,055.33 |
| | 4 | 21,041.50 |
| | 5 | 16,833.20 |
| | 6 | 14,027.67 |
| | 7 | 12,023.71 |
| | 8 | 10,520.75 |
| | 9 | 9,351.78 |
| | 10 | 8,416.60 |
| | 11 | 7,651.45 |
| | 12 | 7,013.83 |
| Mandáty metoda Imperialiho děl. | | 5 |

Pardubi

SPOLU – ODS, KDU-ČSL, TOP 09

| | | |
|-------------|---------------|-----------|
| Počet hlasů | | 78,163 |
| | řada dělitelů | |
| | 2 | 39,081.50 |

| | |
|----|-----------|
| 3 | 26,054.33 |
| 4 | 19,540.75 |
| 5 | 15,632.60 |
| 6 | 13,027.17 |
| 7 | 11,166.14 |
| 8 | 9,770.38 |
| 9 | 8,684.78 |
| 10 | 7,816.30 |
| 11 | 7,105.73 |

Mandáty metoda Imperialiho děl.

5

Olomou

SPOLU – ODS, KDU-ČSL, TOP 09

Počet hlasů

79,715

řada dělitelů

| | |
|----|-----------|
| 2 | 39,857.50 |
| 3 | 26,571.67 |
| 4 | 19,928.75 |
| 5 | 15,943.00 |
| 6 | 13,285.83 |
| 7 | 11,387.86 |
| 8 | 9,964.38 |
| 9 | 8,857.22 |
| 10 | 7,971.50 |
| 11 | 7,246.82 |
| 12 | 6,642.92 |
| 13 | 6,131.92 |

Mandáty metoda Imperialiho děl.

4

Moravskos

SPOLU – ODS, KDU-ČSL, TOP 09

Počet hlasů

119,457

řada dělitelů

| | |
|---|-----------|
| 2 | 59,728.50 |
| 3 | 39,819.00 |
| 4 | 29,864.25 |

| | |
|----|-----------|
| 5 | 23,891.40 |
| 6 | 19,909.50 |
| 7 | 17,065.29 |
| 8 | 14,932.13 |
| 9 | 13,273.00 |
| 10 | 11,945.70 |
| 11 | 10,859.73 |
| 12 | 9,954.75 |
| 13 | 9,189.00 |
| 14 | 8,532.64 |
| 15 | 7,963.80 |
| 16 | 7,466.06 |
| 17 | 7,026.88 |
| 18 | 6,636.50 |
| 19 | 6,287.21 |
| 20 | 5,972.85 |
| 21 | 5,688.43 |
| 22 | 5,429.86 |
| 23 | 5,193.78 |

Mandáty metoda Imperialiho děl.

6

Zlínsk

SPOLU – ODS, KDU-ČSL, TOP 09

Počet hlasů

87,019

řada dělitelů

| | |
|----|-----------|
| 2 | 43,509.50 |
| 3 | 29,006.33 |
| 4 | 21,754.75 |
| 5 | 17,403.80 |
| 6 | 14,503.17 |
| 7 | 12,431.29 |
| 8 | 10,877.38 |
| 9 | 9,668.78 |
| 10 | 8,701.90 |
| 11 | 7,910.82 |
| 12 | 7,251.58 |
| 13 | 6,693.77 |

Mandáty metoda Imperialiho děl.

5

Jihomora

SPOLU – ODS, KDU-ČSL, TOP 09

Počet hlasů

187,497

řada dělitelů

| | |
|----|-----------|
| 2 | 93,748.50 |
| 3 | 62,499.00 |
| 4 | 46,874.25 |
| 5 | 37,499.40 |
| 6 | 31,249.50 |
| 7 | 26,785.29 |
| 8 | 23,437.13 |
| 9 | 20,833.00 |
| 10 | 18,749.70 |
| 11 | 17,045.18 |
| 12 | 15,624.75 |
| 13 | 14,422.85 |
| 14 | 13,392.64 |
| 15 | 12,499.80 |
| 16 | 11,718.56 |
| 17 | 11,029.24 |
| 18 | 10,416.50 |
| 19 | 9,868.26 |
| 20 | 9,374.85 |
| 21 | 8,928.43 |
| 22 | 8,522.59 |
| 23 | 8,152.04 |
| 24 | 7,812.38 |

Mandáty metoda Imperialiho děl.

9

kraj Vy

SPOLU – ODS, KDU-ČSL, TOP 09

Počet hlasů

77,631

řada dělitelů

| | |
|---|-----------|
| 2 | 38,815.50 |
| 3 | 25,877.00 |
| 4 | 19,407.75 |
| 5 | 15,526.20 |
| 6 | 12,938.50 |
| 7 | 11,090.14 |
| 8 | 9,703.88 |

| | |
|----|----------|
| 9 | 8,625.67 |
| 10 | 7,763.10 |
| 11 | 7,057.36 |

Mandáty metoda Imperialiho děl.

5

Jihočes

SPOLU – ODS, KDU-ČSL, TOP 09

Počet hlasů

97,698

| | |
|----|-----------|
| 2 | 48,849.00 |
| 3 | 32,566.00 |
| 4 | 24,424.50 |
| 5 | 19,539.60 |
| 6 | 16,283.00 |
| 7 | 13,956.86 |
| 8 | 12,212.25 |
| 9 | 10,855.33 |
| 10 | 9,769.80 |
| 11 | 8,881.64 |
| 12 | 8,141.50 |
| 13 | 7,515.23 |
| 14 | 6,978.43 |

Mandáty metoda Imperialiho děl.

5

Plzeňsk

SPOLU – ODS, KDU-ČSL, TOP 09

Počet hlasů

76,994

řada dělitelů

| | |
|---|-----------|
| 2 | 38,497.00 |
| 3 | 25,664.67 |
| 4 | 19,248.50 |
| 5 | 15,398.80 |
| 6 | 12,832.33 |
| 7 | 10,999.14 |
| 8 | 9,624.25 |
| 9 | 8,554.89 |

| | |
|----|----------|
| 10 | 7,699.40 |
| 11 | 6,999.45 |
| 12 | 6,416.17 |

Mandáty metoda Imperialiho děl.

4

Středoče

SPOLU – ODS, KDU-ČSL, TOP 09

Počet hlasů

203,091

řada dělitelů

| | |
|----|------------|
| 2 | 101,545.50 |
| 3 | 67,697.00 |
| 4 | 50,772.75 |
| 5 | 40,618.20 |
| 6 | 33,848.50 |
| 7 | 29,013.00 |
| 8 | 25,386.38 |
| 9 | 22,565.67 |
| 10 | 20,309.10 |
| 11 | 18,462.82 |
| 12 | 16,924.25 |
| 13 | 15,622.38 |
| 14 | 14,506.50 |
| 15 | 13,539.40 |
| 16 | 12,693.19 |
| 17 | 11,946.53 |
| 18 | 11,282.83 |
| 19 | 10,689.00 |
| 20 | 10,154.55 |
| 21 | 9,671.00 |
| 22 | 9,231.41 |
| 23 | 8,830.04 |
| 24 | 8,462.13 |
| 25 | 8,123.64 |
| 26 | 7,811.19 |
| 27 | 7,521.89 |

Mandáty metoda Imperialiho děl.

10

kraj Hlavní n

Počet hlasů

251,090

řada dělitelů

| | |
|----|------------|
| 2 | 125,545.00 |
| 3 | 83,696.67 |
| 4 | 62,772.50 |
| 5 | 50,218.00 |
| 6 | 41,848.33 |
| 7 | 35,870.00 |
| 8 | 31,386.25 |
| 9 | 27,898.89 |
| 10 | 25,109.00 |
| 11 | 22,826.36 |
| 12 | 20,924.17 |
| 13 | 19,314.62 |
| 14 | 17,935.00 |
| 15 | 16,739.33 |
| 16 | 15,693.13 |
| 17 | 14,770.00 |
| 18 | 13,949.44 |
| 19 | 13,215.26 |
| 20 | 12,554.50 |
| 21 | 11,956.67 |
| 22 | 11,413.18 |
| 23 | 10,916.96 |
| 24 | 10,462.08 |

Mandáty metoda Imperialiho děl.

12

Metoda imperialiho dělitele

Karlovar

SPOLU – ODS, KDU-ČSL, TOP 09

| | | |
|---------------------------------|---------------|-----------|
| Počet hlasů | | 26,355 |
| | řada dělitelů | |
| | 2 | 13,177.50 |
| | 3 | 8,785.00 |
| | 4 | 6,588.75 |
| | 5 | 5,271.00 |
| | 6 | 4,392.50 |
| Mandáty metoda Imperialiho děl. | | 1 |

Ústeck

SPOLU – ODS, KDU-ČSL, TOP 09

| | | |
|---------------------------------|---------------|-----------|
| Počet hlasů | | 74,565 |
| | řada dělitelů | |
| | 2 | 37,282.50 |
| | 3 | 24,855.00 |
| | 4 | 18,641.25 |
| | 5 | 14,913.00 |
| | 6 | 12,427.50 |
| | 7 | 10,652.14 |
| | 8 | 9,320.63 |
| | 9 | 8,285.00 |
| | 10 | 7,456.50 |
| | 11 | 6,778.64 |
| | 12 | 6,213.75 |
| | 13 | 5,735.77 |
| | 14 | 5,326.07 |
| | 15 | 4,971.00 |
| Mandáty metoda Imperialiho děl. | | 3 |

Liberec

SPOLU – ODS, KDU-ČSL, TOP 09

| | | |
|---------------------------------|---------------|-----------|
| Počet hlasů | | 50,464 |
| | řada dělitelů | |
| | 2 | 25,232.00 |
| | 3 | 16,821.33 |
| | 4 | 12,616.00 |
| | 5 | 10,092.80 |
| | 6 | 8,410.67 |
| | 7 | 7,209.14 |
| | 8 | 6,308.00 |
| | 9 | 5,607.11 |
| Mandáty metoda Imperialiho děl. | | 2 |

Královehra

SPOLU – ODS, KDU-ČSL, TOP 09

| | | |
|---------------------------------|---------------|-----------|
| Počet hlasů | | 84,166 |
| | řada dělitelů | |
| | 2 | 42,083.00 |
| | 3 | 28,055.33 |
| | 4 | 21,041.50 |
| | 5 | 16,833.20 |
| | 6 | 14,027.67 |
| | 7 | 12,023.71 |
| | 8 | 10,520.75 |
| | 9 | 9,351.78 |
| | 10 | 8,416.60 |
| | 11 | 7,651.45 |
| | 12 | 7,013.83 |
| Mandáty metoda Imperialiho děl. | | 4 |

Pardubi

SPOLU – ODS, KDU-ČSL, TOP 09

| | | |
|-------------|---------------|-----------|
| Počet hlasů | | 78,163 |
| | řada dělitelů | |
| | 2 | 39,081.50 |

| | |
|----|-----------|
| 3 | 26,054.33 |
| 4 | 19,540.75 |
| 5 | 15,632.60 |
| 6 | 13,027.17 |
| 7 | 11,166.14 |
| 8 | 9,770.38 |
| 9 | 8,684.78 |
| 10 | 7,816.30 |
| 11 | 7,105.73 |

Mandáty metoda Imperialiho děl.

4

Olomou

SPOLU – ODS, KDU-ČSL, TOP 09

Počet hlasů

79,715

řada dělitelů

| | |
|----|-----------|
| 2 | 39,857.50 |
| 3 | 26,571.67 |
| 4 | 19,928.75 |
| 5 | 15,943.00 |
| 6 | 13,285.83 |
| 7 | 11,387.86 |
| 8 | 9,964.38 |
| 9 | 8,857.22 |
| 10 | 7,971.50 |
| 11 | 7,246.82 |
| 12 | 6,642.92 |
| 13 | 6,131.92 |

Mandáty metoda Imperialiho děl.

4

Moravskos

SPOLU – ODS, KDU-ČSL, TOP 09

Počet hlasů

119,457

řada dělitelů

| | |
|---|-----------|
| 2 | 59,728.50 |
| 3 | 39,819.00 |
| 4 | 29,864.25 |

| | |
|----|-----------|
| 5 | 23,891.40 |
| 6 | 19,909.50 |
| 7 | 17,065.29 |
| 8 | 14,932.13 |
| 9 | 13,273.00 |
| 10 | 11,945.70 |
| 11 | 10,859.73 |
| 12 | 9,954.75 |
| 13 | 9,189.00 |
| 14 | 8,532.64 |
| 15 | 7,963.80 |
| 16 | 7,466.06 |
| 17 | 7,026.88 |
| 18 | 6,636.50 |
| 19 | 6,287.21 |
| 20 | 5,972.85 |
| 21 | 5,688.43 |
| 22 | 5,429.86 |
| 23 | 5,193.78 |

Mandáty metoda Imperialiho děl.

6

Zlínsk

SPOLU – ODS, KDU-ČSL, TOP 09

Počet hlasů

87,019

řada dělitelů

| | |
|----|-----------|
| 2 | 43,509.50 |
| 3 | 29,006.33 |
| 4 | 21,754.75 |
| 5 | 17,403.80 |
| 6 | 14,503.17 |
| 7 | 12,431.29 |
| 8 | 10,877.38 |
| 9 | 9,668.78 |
| 10 | 8,701.90 |
| 11 | 7,910.82 |
| 12 | 7,251.58 |
| 13 | 6,693.77 |

Mandáty metoda Imperialiho děl.

4

Jihomora

SPOLU – ODS, KDU-ČSL, TOP 09

Počet hlasů

187,497

řada dělitelů

| | |
|----|-----------|
| 2 | 93,748.50 |
| 3 | 62,499.00 |
| 4 | 46,874.25 |
| 5 | 37,499.40 |
| 6 | 31,249.50 |
| 7 | 26,785.29 |
| 8 | 23,437.13 |
| 9 | 20,833.00 |
| 10 | 18,749.70 |
| 11 | 17,045.18 |
| 12 | 15,624.75 |
| 13 | 14,422.85 |
| 14 | 13,392.64 |
| 15 | 12,499.80 |
| 16 | 11,718.56 |
| 17 | 11,029.24 |
| 18 | 10,416.50 |
| 19 | 9,868.26 |
| 20 | 9,374.85 |
| 21 | 8,928.43 |
| 22 | 8,522.59 |
| 23 | 8,152.04 |
| 24 | 7,812.38 |
| 25 | |

Mandáty metoda Imperialiho děl.

9

kraj Vy

SPOLU – ODS, KDU-ČSL, TOP 09

Počet hlasů

77,631

řada dělitelů

| | |
|---|-----------|
| 2 | 38,815.50 |
| 3 | 25,877.00 |
| 4 | 19,407.75 |
| 5 | 15,526.20 |
| 6 | 12,938.50 |
| 7 | 11,090.14 |
| 8 | 9,703.88 |

| | |
|----|----------|
| 9 | 8,625.67 |
| 10 | 7,763.10 |
| 11 | 7,057.36 |

Mandáty metoda Imperialiho děl.

4

Jihočes

SPOLU – ODS, KDU-ČSL, TOP 09

Počet hlasů

97,698

řada dělitelů

| | |
|----|-----------|
| 2 | 48,849.00 |
| 3 | 32,566.00 |
| 4 | 24,424.50 |
| 5 | 19,539.60 |
| 6 | 16,283.00 |
| 7 | 13,956.86 |
| 8 | 12,212.25 |
| 9 | 10,855.33 |
| 10 | 9,769.80 |
| 11 | 8,881.64 |
| 12 | 8,141.50 |
| 13 | 7,515.23 |
| 14 | 6,978.43 |

Mandáty metoda Imperialiho děl.

5

Plzeňsk

SPOLU – ODS, KDU-ČSL, TOP 09

Počet hlasů

76,994

řada dělitelů

| | |
|---|-----------|
| 2 | 38,497.00 |
| 3 | 25,664.67 |
| 4 | 19,248.50 |
| 5 | 15,398.80 |
| 6 | 12,832.33 |
| 7 | 10,999.14 |
| 8 | 9,624.25 |
| 9 | 8,554.89 |

| | |
|----|----------|
| 10 | 7,699.40 |
| 11 | 6,999.45 |
| 12 | 6,416.17 |

Mandáty metoda Imperialiho děl.

4

Středoče

SPOLU – ODS, KDU-ČSL, TOP 09

Počet hlasů

203,091

řada dělitelů

| | |
|----|------------|
| 2 | 101,545.50 |
| 3 | 67,697.00 |
| 4 | 50,772.75 |
| 5 | 40,618.20 |
| 6 | 33,848.50 |
| 7 | 29,013.00 |
| 8 | 25,386.38 |
| 9 | 22,565.67 |
| 10 | 20,309.10 |
| 11 | 18,462.82 |
| 12 | 16,924.25 |
| 13 | 15,622.38 |
| 14 | 14,506.50 |
| 15 | 13,539.40 |
| 16 | 12,693.19 |
| 17 | 11,946.53 |
| 18 | 11,282.83 |
| 19 | 10,689.00 |
| 20 | 10,154.55 |
| 21 | 9,671.00 |
| 22 | 9,231.41 |
| 23 | 8,830.04 |
| 24 | 8,462.13 |
| 25 | 8,123.64 |
| 26 | 7,811.19 |
| 27 | 7,521.89 |

Mandáty metoda Imperialiho děl.

9

kraj Hlavní n

Počet hlasů

251,090

řada dělitelů

| | |
|----|------------|
| 2 | 125,545.00 |
| 3 | 83,696.67 |
| 4 | 62,772.50 |
| 5 | 50,218.00 |
| 6 | 41,848.33 |
| 7 | 35,870.00 |
| 8 | 31,386.25 |
| 9 | 27,898.89 |
| 10 | 25,109.00 |
| 11 | 22,826.36 |
| 12 | 20,924.17 |
| 13 | 19,314.62 |
| 14 | 17,935.00 |
| 15 | 16,739.33 |
| 16 | 15,693.13 |
| 17 | 14,770.00 |
| 18 | 13,949.44 |
| 19 | 13,215.26 |
| 20 | 12,554.50 |
| 21 | 11,956.67 |
| 22 | 11,413.18 |
| 23 | 10,916.96 |
| 24 | 10,462.08 |

Mandáty metoda Imperialiho děl.

11

Mandáty metoda Imperialiho děl.

SPOLU+PIRSTAN

Počet hlasů

44,901

řada dělitelů

| | |
|---|-----------|
| 2 | 22,450.50 |
| 3 | 14,967.00 |
| 4 | 11,225.25 |
| 5 | 8,980.20 |
| 6 | 7,483.50 |

Mandáty metoda Imperialiho děl.

3

Ústec

SPOLU+PIRSTAN

Počet hlasů

127,362

řada dělitelů

| | |
|----|-----------|
| 2 | 63,681.00 |
| 3 | 42,454.00 |
| 4 | 31,840.50 |
| 5 | 25,472.40 |
| 6 | 21,227.00 |
| 7 | 18,194.57 |
| 8 | 15,920.25 |
| 9 | 14,151.33 |
| 10 | 12,736.20 |
| 11 | 11,578.36 |
| 12 | 10,613.50 |
| 13 | 9,797.08 |
| 14 | 9,097.29 |
| 15 | 8,490.80 |

Mandáty metoda Imperialiho děl.

6

Liberec

SPOLU+PIRSTAN

Počet hlasů

97,814

řada dělitelů

| | |
|---|-----------|
| 2 | 48,907.00 |
| 3 | 32,604.67 |
| 4 | 24,453.50 |
| 5 | 19,562.80 |
| 6 | 16,302.33 |
| 7 | 13,973.43 |
| 8 | 12,226.75 |
| 9 | 10,868.22 |

Mandáty metoda Imperialiho děl.

5

Královehra

SPOLU+PIRSTAN

Počet hlasů

128,717

řada dělitelů

| | |
|----|-----------|
| 2 | 64,358.50 |
| 3 | 42,905.67 |
| 4 | 32,179.25 |
| 5 | 25,743.40 |
| 6 | 21,452.83 |
| 7 | 18,388.14 |
| 8 | 16,089.63 |
| 9 | 14,301.89 |
| 10 | 12,871.70 |
| 11 | 11,701.55 |
| 12 | 10,726.42 |

Mandáty metoda Imperialiho děl.

7

Pardubi

SPOLU+PIRSTAN

Počet hlasů

116,791

řada dělitelů

| | |
|---|-----------|
| 2 | 58,395.50 |
| 3 | 38,930.33 |
| 4 | 29,197.75 |
| 5 | 23,358.20 |

| | |
|----|-----------|
| 6 | 19,465.17 |
| 7 | 16,684.43 |
| 8 | 14,598.88 |
| 9 | 12,976.78 |
| 10 | 11,679.10 |
| 11 | 10,617.36 |

Mandáty metoda Imperialiho děl.

6

Olomou

SPOLU+PIRSTAN

Počet hlasů

119,839

řada dělitelů

| | |
|----|-----------|
| 2 | 59,919.50 |
| 3 | 39,946.33 |
| 4 | 29,959.75 |
| 5 | 23,967.80 |
| 6 | 19,973.17 |
| 7 | 17,119.86 |
| 8 | 14,979.88 |
| 9 | 13,315.44 |
| 10 | 11,983.90 |
| 11 | 10,894.45 |
| 12 | 9,986.58 |
| 13 | 9,218.38 |

Mandáty metoda Imperialiho děl.

7

Moravskos

SPOLU+PIRSTAN

Počet hlasů

183,869

řada dělitelů

| | |
|---|-----------|
| 2 | 91,934.50 |
| 3 | 61,289.67 |
| 4 | 45,967.25 |
| 5 | 36,773.80 |
| 6 | 30,644.83 |
| 7 | 26,267.00 |

| | |
|----|-----------|
| 8 | 22,983.63 |
| 9 | 20,429.89 |
| 10 | 18,386.90 |
| 11 | 16,715.36 |
| 12 | 15,322.42 |
| 13 | 14,143.77 |
| 14 | 13,133.50 |
| 15 | 12,257.93 |
| 16 | 11,491.81 |
| 17 | 10,815.82 |
| 18 | 10,214.94 |
| 19 | 9,677.32 |
| 20 | 9,193.45 |
| 21 | 8,755.67 |
| 22 | 8,357.68 |
| 23 | 7,994.30 |

Mandáty metoda Imperialiho děl.

9

Zlínsk

SPOLU+PIRSTAN

Počet hlasů

129,136

řada dělitelů

| | |
|----|-----------|
| 2 | 64,568.00 |
| 3 | 43,045.33 |
| 4 | 32,284.00 |
| 5 | 25,827.20 |
| 6 | 21,522.67 |
| 7 | 18,448.00 |
| 8 | 16,142.00 |
| 9 | 14,348.44 |
| 10 | 12,913.60 |
| 11 | 11,739.64 |
| 12 | 10,761.33 |
| 13 | 9,933.54 |

Mandáty metoda Imperialiho děl.

7

Jihomora

SPOLU+PIRSTAN

Počet hlasů

276,098

řada dělitelů

| | |
|----|------------|
| 2 | 138,049.00 |
| 3 | 92,032.67 |
| 4 | 69,024.50 |
| 5 | 55,219.60 |
| 6 | 46,016.33 |
| 7 | 39,442.57 |
| 8 | 34,512.25 |
| 9 | 30,677.56 |
| 10 | 27,609.80 |
| 11 | 25,099.82 |
| 12 | 23,008.17 |
| 13 | 21,238.31 |
| 14 | 19,721.29 |
| 15 | 18,406.53 |
| 16 | 17,256.13 |
| 17 | 16,241.06 |
| 18 | 15,338.78 |
| 19 | 14,531.47 |
| 20 | 13,804.90 |
| 21 | 13,147.52 |
| 22 | 12,549.91 |
| 23 | 12,004.26 |
| 24 | 11,504.08 |

Mandáty metoda Imperialiho děl.

14

kraj Vy

SPOLU+PIRSTAN

Počet hlasů

115,082

řada dělitelů

| | |
|----|-----------|
| 2 | 57,541.00 |
| 3 | 38,360.67 |
| 4 | 28,770.50 |
| 5 | 23,016.40 |
| 6 | 19,180.33 |
| 7 | 16,440.29 |
| 8 | 14,385.25 |
| 9 | 12,786.89 |
| 10 | 11,508.20 |
| 11 | 10,462.00 |

Mandáty metoda Imperialiho děl.

6

Jihočes

SPOLU+PIRSTAN

Počet hlasů

143,055

řada dělitelů

| | |
|----|-----------|
| 2 | 71,527.50 |
| 3 | 47,685.00 |
| 4 | 35,763.75 |
| 5 | 28,611.00 |
| 6 | 23,842.50 |
| 7 | 20,436.43 |
| 8 | 17,881.88 |
| 9 | 15,895.00 |
| 10 | 14,305.50 |
| 11 | 13,005.00 |
| 12 | 11,921.25 |
| 13 | 11,004.23 |
| 14 | 10,218.21 |

Mandáty metoda Imperialiho děl.

8

Plzeňsl

SPOLU+PIRSTAN

Počet hlasů

117,204

řada dělitelů

| | |
|----|-----------|
| 2 | 58,602.00 |
| 3 | 39,068.00 |
| 4 | 29,301.00 |
| 5 | 23,440.80 |
| 6 | 19,534.00 |
| 7 | 16,743.43 |
| 8 | 14,650.50 |
| 9 | 13,022.67 |
| 10 | 11,720.40 |
| 11 | 10,654.91 |
| 12 | 9,767.00 |

Středoče

SPOLU+PIRSTAN

Počet hlasů

340,623

řada dělitelů

| | |
|----|------------|
| 2 | 170,311.50 |
| 3 | 113,541.00 |
| 4 | 85,155.75 |
| 5 | 68,124.60 |
| 6 | 56,770.50 |
| 7 | 48,660.43 |
| 8 | 42,577.88 |
| 9 | 37,847.00 |
| 10 | 34,062.30 |
| 11 | 30,965.73 |
| 12 | 28,385.25 |
| 13 | 26,201.77 |
| 14 | 24,330.21 |
| 15 | 22,708.20 |
| 16 | 21,288.94 |
| 17 | 20,036.65 |
| 18 | 18,923.50 |
| 19 | 17,927.53 |
| 20 | 17,031.15 |
| 21 | 16,220.14 |
| 22 | 15,482.86 |
| 23 | 14,809.70 |
| 24 | 14,192.63 |
| 25 | 13,624.92 |
| 26 | 13,100.88 |
| 27 | 12,615.67 |

kraj Hlavní m

SPOLU+PIRSTAN

Počet hlasů

393,190

řada dělitelů

| | |
|----|------------|
| 2 | 196,595.00 |
| 3 | 131,063.33 |
| 4 | 98,297.50 |
| 5 | 78,638.00 |
| 6 | 65,531.67 |
| 7 | 56,170.00 |
| 8 | 49,148.75 |
| 9 | 43,687.78 |
| 10 | 39,319.00 |
| 11 | 35,744.55 |
| 12 | 32,765.83 |
| 13 | 30,245.38 |
| 14 | 28,085.00 |
| 15 | 26,212.67 |
| 16 | 24,574.38 |
| 17 | 23,128.82 |
| 18 | 21,843.89 |
| 19 | 20,694.21 |
| 20 | 19,659.50 |
| 21 | 18,723.33 |
| 22 | 17,872.27 |
| 23 | 17,095.22 |
| 24 | 16,382.92 |

Mandáty metoda Imperialiho děl.

19

Mandáty metoda Imperialiho děl.

SPOLU+PIRSTAN

121

řský kraj

5 mandátů

| ANO 2011 | PIRÁTI a STAROSTOVÉ | Svoboda a př. demokracie (SPD) |
|-----------|---------------------|--------------------------------|
| 43,081 | 18,546 | 16,629 |
| 21,540.50 | 9,273.00 | 8,314.50 |
| 14,360.33 | 6,182.00 | 5,543.00 |
| 10,770.25 | 4,636.50 | 4,157.25 |
| 8,616.20 | 3,709.20 | 3,325.80 |
| 7,180.17 | 3,091.00 | 2,771.50 |
| 3 | 1 | 0 |

ý kraj

14 mandátů

| ANO 2011 | PIRÁTI a STAROSTOVÉ | Svoboda a př. demokracie (SPD) |
|-----------|---------------------|--------------------------------|
| 134,322 | 52,797 | 44,774 |
| 67,161.00 | 26,398.50 | 22,387.00 |
| 44,774.00 | 17,599.00 | 14,924.67 |
| 33,580.50 | 13,199.25 | 11,193.50 |
| 26,864.40 | 10,559.40 | 8,954.80 |
| 22,387.00 | 8,799.50 | 7,462.33 |
| 19,188.86 | 7,542.43 | 6,396.29 |
| 16,790.25 | 6,599.63 | 5,596.75 |
| 14,924.67 | 5,866.33 | 4,974.89 |
| 13,432.20 | 5,279.70 | 4,477.40 |
| 12,211.09 | 4,799.73 | 4,070.36 |
| 11,193.50 | 4,399.75 | 3,731.17 |
| 10,332.46 | 4,061.31 | 3,444.15 |
| 9,594.43 | 3,771.21 | 3,198.14 |
| 8,954.80 | 3,519.80 | 2,984.93 |
| 8 | 2 | 1 |

ský kraj

8 mandátů

| ANO 2011 | PIRÁTI a STAROSTOVÉ | Svoboda a př. demokracie (SPD) |
|-----------|---------------------|--------------------------------|
| 59,515 | 47,350 | 24,384 |
| 29,757.50 | 23,675.00 | 12,192.00 |
| 19,838.33 | 15,783.33 | 8,128.00 |
| 14,878.75 | 11,837.50 | 6,096.00 |
| 11,903.00 | 9,470.00 | 4,876.80 |
| 9,919.17 | 7,891.67 | 4,064.00 |
| 8,502.14 | 6,764.29 | 3,483.43 |
| 7,439.38 | 5,918.75 | 3,048.00 |
| 6,612.78 | 5,261.11 | 2,709.33 |
| 3 | 2 | 0 |

středočeský kraj

11 mandátů

| ANO 2011 | PIRÁTI a STAROSTOVÉ | Svoboda a př. demokracie (SPD) |
|-----------|---------------------|--------------------------------|
| 79,463 | 44,551 | 26,661 |
| 39,731.50 | 22,275.50 | 13,330.50 |
| 26,487.67 | 14,850.33 | 8,887.00 |
| 19,865.75 | 11,137.75 | 6,665.25 |
| 15,892.60 | 8,910.20 | 5,332.20 |
| 13,243.83 | 7,425.17 | 4,443.50 |
| 11,351.86 | 6,364.43 | 3,808.71 |
| 9,932.88 | 5,568.88 | 3,332.63 |
| 8,829.22 | 4,950.11 | 2,962.33 |
| 7,946.30 | 4,455.10 | 2,666.10 |
| 7,223.91 | 4,050.09 | 2,423.73 |
| 6,621.92 | 3,712.58 | 2,221.75 |
| 4 | 2 | 0 |

středočeský kraj

10 mandátů

| ANO 2011 | PIRÁTI a STAROSTOVÉ | Svoboda a př. demokracie (SPD) |
|-----------|---------------------|--------------------------------|
| 73,556 | 38,628 | 25,673 |
| 36,778.00 | 19,314.00 | 12,836.50 |

| | | |
|-----------|-----------|----------|
| 24,518.67 | 12,876.00 | 8,557.67 |
| 18,389.00 | 9,657.00 | 6,418.25 |
| 14,711.20 | 7,725.60 | 5,134.60 |
| 12,259.33 | 6,438.00 | 4,278.83 |
| 10,508.00 | 5,518.29 | 3,667.57 |
| 9,194.50 | 4,828.50 | 3,209.13 |
| 8,172.89 | 4,292.00 | 2,852.56 |
| 7,355.60 | 3,862.80 | 2,567.30 |
| 6,686.91 | 3,511.64 | 2,333.91 |
| 4 | 1 | 0 |

cký kraj

12 mandátů

| ANO 2011 | PIRÁTI a STAROSTOVÉ | Svoboda a př. demokracie (SPD) |
|-----------|---------------------|--------------------------------|
| 96,714 | 40,124 | 39,759 |
| 48,357.00 | 20,062.00 | 19,879.50 |
| 32,238.00 | 13,374.67 | 13,253.00 |
| 24,178.50 | 10,031.00 | 9,939.75 |
| 19,342.80 | 8,024.80 | 7,951.80 |
| 16,119.00 | 6,687.33 | 6,626.50 |
| 13,816.29 | 5,732.00 | 5,679.86 |
| 12,089.25 | 5,015.50 | 4,969.88 |
| 10,746.00 | 4,458.22 | 4,417.67 |
| 9,671.40 | 4,012.40 | 3,975.90 |
| 8,792.18 | 3,647.64 | 3,614.45 |
| 8,059.50 | 3,343.67 | 3,313.25 |
| 7,439.54 | 3,086.46 | 3,058.38 |
| 6 | 1 | 1 |

slézský kraj

22 mandátů

| ANO 2011 | PIRÁTI a STAROSTOVÉ | Svoboda a př. demokracie (SPD) |
|-----------|---------------------|--------------------------------|
| 195,176 | 64,412 | 74,191 |
| 97,588.00 | 32,206.00 | 37,095.50 |
| 65,058.67 | 21,470.67 | 24,730.33 |
| 48,794.00 | 16,103.00 | 18,547.75 |

| | | |
|-----------|-----------|-----------|
| 39,035.20 | 12,882.40 | 14,838.20 |
| 32,529.33 | 10,735.33 | 12,365.17 |
| 27,882.29 | 9,201.71 | 10,598.71 |
| 24,397.00 | 8,051.50 | 9,273.88 |
| 21,686.22 | 7,156.89 | 8,243.44 |
| 19,517.60 | 6,441.20 | 7,419.10 |
| 17,743.27 | 5,855.64 | 6,744.64 |
| 16,264.67 | 5,367.67 | 6,182.58 |
| 15,013.54 | 4,954.77 | 5,707.00 |
| 13,941.14 | 4,600.86 | 5,299.36 |
| 13,011.73 | 4,294.13 | 4,946.07 |
| 12,198.50 | 4,025.75 | 4,636.94 |
| 11,480.94 | 3,788.94 | 4,364.18 |
| 10,843.11 | 3,578.44 | 4,121.72 |
| 10,272.42 | 3,390.11 | 3,904.79 |
| 9,758.80 | 3,220.60 | 3,709.55 |
| 9,294.10 | 3,067.24 | 3,532.90 |
| 8,871.64 | 2,927.82 | 3,372.32 |
| 8,485.91 | 2,800.52 | 3,225.70 |
| 11 | 2 | 3 |

ý kraj

12 mandátů

| ANO 2011 | PIRÁTI a STAROSTOVÉ | Svoboda a př. demokracie (SPD) |
|-----------|---------------------|--------------------------------|
| 84,534 | 42,117 | 35,662 |
| 42,267.00 | 21,058.50 | 17,831.00 |
| 28,178.00 | 14,039.00 | 11,887.33 |
| 21,133.50 | 10,529.25 | 8,915.50 |
| 16,906.80 | 8,423.40 | 7,132.40 |
| 14,089.00 | 7,019.50 | 5,943.67 |
| 12,076.29 | 6,016.71 | 5,094.57 |
| 10,566.75 | 5,264.63 | 4,457.75 |
| 9,392.67 | 4,679.67 | 3,962.44 |
| 8,453.40 | 4,211.70 | 3,566.20 |
| 7,684.91 | 3,828.82 | 3,242.00 |
| 7,044.50 | 3,509.75 | 2,971.83 |
| 6,502.62 | 3,239.77 | 2,743.23 |
| 5 | 1 | 1 |

středočeský kraj

23 mandátů

| ANO 2011 | PIRÁTI a STAROSTOVÉ | Svoboda a př. demokracie (SPD) |
|-----------|---------------------|--------------------------------|
| 158,362 | 88,601 | 58,427 |
| 79,181.00 | 44,300.50 | 29,213.50 |
| 52,787.33 | 29,533.67 | 19,475.67 |
| 39,590.50 | 22,150.25 | 14,606.75 |
| 31,672.40 | 17,720.20 | 11,685.40 |
| 26,393.67 | 14,766.83 | 9,737.83 |
| 22,623.14 | 12,657.29 | 8,346.71 |
| 19,795.25 | 11,075.13 | 7,303.38 |
| 17,595.78 | 9,844.56 | 6,491.89 |
| 15,836.20 | 8,860.10 | 5,842.70 |
| 14,396.55 | 8,054.64 | 5,311.55 |
| 13,196.83 | 7,383.42 | 4,868.92 |
| 12,181.69 | 6,815.46 | 4,494.38 |
| 11,311.57 | 6,328.64 | 4,173.36 |
| 10,557.47 | 5,906.73 | 3,895.13 |
| 9,897.63 | 5,537.56 | 3,651.69 |
| 9,315.41 | 5,211.82 | 3,436.88 |
| 8,797.89 | 4,922.28 | 3,245.94 |
| 8,334.84 | 4,663.21 | 3,075.11 |
| 7,918.10 | 4,430.05 | 2,921.35 |
| 7,541.05 | 4,219.10 | 2,782.24 |
| 7,198.27 | 4,027.32 | 2,655.77 |
| 6,885.30 | 3,852.22 | 2,540.30 |
| 6,598.42 | 3,691.71 | 2,434.46 |
| 8 | 4 | 2 |

celková

10 mandátů

| ANO 2011 | PIRÁTI a STAROSTOVÉ | Svoboda a př. demokracie (SPD) |
|-----------|---------------------|--------------------------------|
| 74,113 | 37,451 | 24,729 |
| 37,056.50 | 18,725.50 | 12,364.50 |
| 24,704.33 | 12,483.67 | 8,243.00 |
| 18,528.25 | 9,362.75 | 6,182.25 |
| 14,822.60 | 7,490.20 | 4,945.80 |
| 12,352.17 | 6,241.83 | 4,121.50 |
| 10,587.57 | 5,350.14 | 3,532.71 |
| 9,264.13 | 4,681.38 | 3,091.13 |

| | | |
|----------|----------|----------|
| 8,234.78 | 4,161.22 | 2,747.67 |
| 7,411.30 | 3,745.10 | 2,472.90 |
| 6,737.55 | 3,404.64 | 2,248.09 |

| | | |
|---|---|---|
| 4 | 1 | 0 |
|---|---|---|

ický kraj

13 mandátů

| | | |
|----------|---------------------|--------------------------------|
| ANO 2011 | PIRÁTI a STAROSTOVÉ | Svoboda a př. demokracie (SPD) |
|----------|---------------------|--------------------------------|

| | | |
|--------|--------|--------|
| 89,509 | 45,357 | 30,183 |
|--------|--------|--------|

| | | |
|-----------|-----------|-----------|
| 44,754.50 | 22,678.50 | 15,091.50 |
| 29,836.33 | 15,119.00 | 10,061.00 |
| 22,377.25 | 11,339.25 | 7,545.75 |
| 17,901.80 | 9,071.40 | 6,036.60 |
| 14,918.17 | 7,559.50 | 5,030.50 |
| 12,787.00 | 6,479.57 | 4,311.86 |
| 11,188.63 | 5,669.63 | 3,772.88 |
| 9,945.44 | 5,039.67 | 3,353.67 |
| 8,950.90 | 4,535.70 | 3,018.30 |
| 8,137.18 | 4,123.36 | 2,743.91 |
| 7,459.08 | 3,779.75 | 2,515.25 |
| 6,885.31 | 3,489.00 | 2,321.77 |
| 6,393.50 | 3,239.79 | 2,155.93 |

| | | |
|---|---|---|
| 5 | 2 | 1 |
|---|---|---|

ický kraj

11 mandátů

| | | |
|----------|---------------------|--------------------------------|
| ANO 2011 | PIRÁTI a STAROSTOVÉ | Svoboda a př. demokracie (SPD) |
|----------|---------------------|--------------------------------|

| | | |
|--------|--------|--------|
| 84,107 | 40,210 | 28,874 |
|--------|--------|--------|

| | | |
|-----------|-----------|-----------|
| 42,053.50 | 20,105.00 | 14,437.00 |
| 28,035.67 | 13,403.33 | 9,624.67 |
| 21,026.75 | 10,052.50 | 7,218.50 |
| 16,821.40 | 8,042.00 | 5,774.80 |
| 14,017.83 | 6,701.67 | 4,812.33 |
| 12,015.29 | 5,744.29 | 4,124.86 |
| 10,513.38 | 5,026.25 | 3,609.25 |
| 9,345.22 | 4,467.78 | 3,208.22 |

| | | |
|----------|----------|----------|
| 8,410.70 | 4,021.00 | 2,887.40 |
| 7,646.09 | 3,655.45 | 2,624.91 |
| 7,008.92 | 3,350.83 | 2,406.17 |

5

1

1

český kraj

26 mandátů

ANO 2011

PIRÁTI a STAROSTOVÉ

Svoboda a př. demokracie (SPD)

176,100

137,532

55,105

88,050.00

68,766.00

27,552.50

58,700.00

45,844.00

18,368.33

44,025.00

34,383.00

13,776.25

35,220.00

27,506.40

11,021.00

29,350.00

22,922.00

9,184.17

25,157.14

19,647.43

7,872.14

22,012.50

17,191.50

6,888.13

19,566.67

15,281.33

6,122.78

17,610.00

13,753.20

5,510.50

16,009.09

12,502.91

5,009.55

14,675.00

11,461.00

4,592.08

13,546.15

10,579.38

4,238.85

12,578.57

9,823.71

3,936.07

11,740.00

9,168.80

3,673.67

11,006.25

8,595.75

3,444.06

10,358.82

8,090.12

3,241.47

9,783.33

7,640.67

3,061.39

9,268.42

7,238.53

2,900.26

8,805.00

6,876.60

2,755.25

8,385.71

6,549.14

2,624.05

8,004.55

6,251.45

2,504.77

7,656.52

5,979.65

2,395.87

7,337.50

5,730.50

2,296.04

7,044.00

5,501.28

2,204.20

6,773.08

5,289.69

2,119.42

6,522.22

5,093.78

2,040.93

8

6

2

město Praha

23 mandátů

| ANO 2011 | PIRÁTI a STAROSTOVÉ | Svoboda a př. demokracie (SPD) |
|-----------|---------------------|--------------------------------|
| 109,588 | 142,100 | 28,859 |
| 54,794.00 | 71,050.00 | 14,429.50 |
| 36,529.33 | 47,366.67 | 9,619.67 |
| 27,397.00 | 35,525.00 | 7,214.75 |
| 21,917.60 | 28,420.00 | 5,771.80 |
| 18,264.67 | 23,683.33 | 4,809.83 |
| 15,655.43 | 20,300.00 | 4,122.71 |
| 13,698.50 | 17,762.50 | 3,607.38 |
| 12,176.44 | 15,788.89 | 3,206.56 |
| 10,958.80 | 14,210.00 | 2,885.90 |
| 9,962.55 | 12,918.18 | 2,623.55 |
| 9,132.33 | 11,841.67 | 2,404.92 |
| 8,429.85 | 10,930.77 | 2,219.92 |
| 7,827.71 | 10,150.00 | 2,061.36 |
| 7,305.87 | 9,473.33 | 1,923.93 |
| 6,849.25 | 8,881.25 | 1,803.69 |
| 6,446.35 | 8,358.82 | 1,697.59 |
| 6,088.22 | 7,894.44 | 1,603.28 |
| 5,767.79 | 7,478.95 | 1,518.89 |
| 5,479.40 | 7,105.00 | 1,442.95 |
| 5,218.48 | 6,766.67 | 1,374.24 |
| 4,981.27 | 6,459.09 | 1,311.77 |
| 4,764.70 | 6,178.26 | 1,254.74 |
| 4,566.17 | 5,920.83 | 1,202.46 |
| 5 | 6 | 0 |

| | | |
|----------|---------------------|--------------------------------|
| ANO 2011 | PIRÁTI a STAROSTOVÉ | Svoboda a př. demokracie (SPD) |
| 79 | 32 | 12 |

středočeský kraj

5 mandátů

ANO 2011+ SPD

PIRÁTI a STAROSTOVÉ

59,710

18,546

29,855.00

9,273.00

19,903.33

6,182.00

14,927.50

4,636.50

11,942.00

3,709.20

9,951.67

3,091.00

4

0

středočeský kraj

14 mandátů

ANO 2011+ SPD

PIRÁTI a STAROSTOVÉ

179,096

52,797

89,548.00

26,398.50

59,698.67

17,599.00

44,774.00

13,199.25

35,819.20

10,559.40

29,849.33

8,799.50

25,585.14

7,542.43

22,387.00

6,599.63

19,899.56

5,866.33

17,909.60

5,279.70

16,281.45

4,799.73

14,924.67

4,399.75

13,776.62

4,061.31

12,792.57

3,771.21

11,939.73

3,519.80

9

2

středočeský kraj

8 mandátů

ANO 2011+ SPD

PIRÁTI a STAROSTOVÉ

83,899

47,350

41,949.50

23,675.00

27,966.33

15,783.33

20,974.75

11,837.50

16,779.80

9,470.00

13,983.17

7,891.67

11,985.57

6,764.29

10,487.38

5,918.75

9,322.11

5,261.11

4

2

středočeský kraj

11 mandátů

ANO 2011+ SPD

PIRÁTI a STAROSTOVÉ

106,124

44,551

53,062.00

22,275.50

35,374.67

14,850.33

26,531.00

11,137.75

21,224.80

8,910.20

17,687.33

7,425.17

15,160.57

6,364.43

13,265.50

5,568.88

11,791.56

4,950.11

10,612.40

4,455.10

9,647.64

4,050.09

8,843.67

3,712.58

6

1

středočeský kraj

10 mandátů

ANO 2011+ SPD

PIRÁTI a STAROSTOVÉ

99,229

38,628

49,614.50

19,314.00

| | |
|-----------|-----------|
| 33,076.33 | 12,876.00 |
| 24,807.25 | 9,657.00 |
| 19,845.80 | 7,725.60 |
| 16,538.17 | 6,438.00 |
| 14,175.57 | 5,518.29 |
| 12,403.63 | 4,828.50 |
| 11,025.44 | 4,292.00 |
| 9,922.90 | 3,862.80 |
| 9,020.82 | 3,511.64 |
| 5 | 1 |

středočeský kraj

12 mandátů

ANO 2011+ SPD

PIRÁTI a STAROSTOVÉ

136,473

40,124

| | |
|-----------|-----------|
| 68,236.50 | 20,062.00 |
| 45,491.00 | 13,374.67 |
| 34,118.25 | 10,031.00 |
| 27,294.60 | 8,024.80 |
| 22,745.50 | 6,687.33 |
| 19,496.14 | 5,732.00 |
| 17,059.13 | 5,015.50 |
| 15,163.67 | 4,458.22 |
| 13,647.30 | 4,012.40 |
| 12,406.64 | 3,647.64 |
| 11,372.75 | 3,343.67 |
| 10,497.92 | 3,086.46 |
| 7 | 1 |

středočeský kraj

22 mandátů

ANO 2011+ SPD

PIRÁTI a STAROSTOVÉ

269,367

64,412

| | |
|------------|-----------|
| 134,683.50 | 32,206.00 |
| 89,789.00 | 21,470.67 |
| 67,341.75 | 16,103.00 |

| | |
|-----------|-----------|
| 53,873.40 | 12,882.40 |
| 44,894.50 | 10,735.33 |
| 38,481.00 | 9,201.71 |
| 33,670.88 | 8,051.50 |
| 29,929.67 | 7,156.89 |
| 26,936.70 | 6,441.20 |
| 24,487.91 | 5,855.64 |
| 22,447.25 | 5,367.67 |
| 20,720.54 | 4,954.77 |
| 19,240.50 | 4,600.86 |
| 17,957.80 | 4,294.13 |
| 16,835.44 | 4,025.75 |
| 15,845.12 | 3,788.94 |
| 14,964.83 | 3,578.44 |
| 14,177.21 | 3,390.11 |
| 13,468.35 | 3,220.60 |
| 12,827.00 | 3,067.24 |
| 12,243.95 | 2,927.82 |
| 11,711.61 | 2,800.52 |
| 14 | 2 |

ý kraj

12 mandátů

ANO 2011+ SPD

PIRÁTI a STAROSTOVÉ

120,196

42,117

| | |
|-----------|-----------|
| 60,098.00 | 21,058.50 |
| 40,065.33 | 14,039.00 |
| 30,049.00 | 10,529.25 |
| 24,039.20 | 8,423.40 |
| 20,032.67 | 7,019.50 |
| 17,170.86 | 6,016.71 |
| 15,024.50 | 5,264.63 |
| 13,355.11 | 4,679.67 |
| 12,019.60 | 4,211.70 |
| 10,926.91 | 3,828.82 |
| 10,016.33 | 3,509.75 |
| 9,245.85 | 3,239.77 |
| 7 | 1 |

středočeský kraj

23 mandátů

ANO 2011+ SPD

PIRÁTI a STAROSTOVÉ

216,789

88,601

108,394.50

44,300.50

72,263.00

29,533.67

54,197.25

22,150.25

43,357.80

17,720.20

36,131.50

14,766.83

30,969.86

12,657.29

27,098.63

11,075.13

24,087.67

9,844.56

21,678.90

8,860.10

19,708.09

8,054.64

18,065.75

7,383.42

16,676.08

6,815.46

15,484.93

6,328.64

14,452.60

5,906.73

13,549.31

5,537.56

12,752.29

5,211.82

12,043.83

4,922.28

11,409.95

4,663.21

10,839.45

4,430.05

10,323.29

4,219.10

9,854.05

4,027.32

9,425.61

3,852.22

9,032.88

3,691.71

11

3

středočeský kraj

10 mandátů

ANO 2011+ SPD

PIRÁTI a STAROSTOVÉ

98,842

37,451

49,421.00

18,725.50

32,947.33

12,483.67

24,710.50

9,362.75

19,768.40

7,490.20

16,473.67

6,241.83

14,120.29

5,350.14

12,355.25

4,681.38

| | |
|-----------|----------|
| 10,982.44 | 4,161.22 |
| 9,884.20 | 3,745.10 |
| 8,985.64 | 3,404.64 |

5

1

středočeský kraj

13 mandátů

ANO 2011+ SPD

PIRÁTI a STAROSTOVÉ

119,692

45,357

59,846.00 22,678.50

39,897.33 15,119.00

29,923.00 11,339.25

23,938.40 9,071.40

19,948.67 7,559.50

17,098.86 6,479.57

14,961.50 5,669.63

13,299.11 5,039.67

11,969.20 4,535.70

10,881.09 4,123.36

9,974.33 3,779.75

9,207.08 3,489.00

8,549.43 3,239.79

6

2

středočeský kraj

11 mandátů

ANO 2011+ SPD

PIRÁTI a STAROSTOVÉ

112,981

40,210

56,490.50 20,105.00

37,660.33 13,403.33

28,245.25 10,052.50

22,596.20 8,042.00

18,830.17 6,701.67

16,140.14 5,744.29

14,122.63 5,026.25

12,553.44 4,467.78

| | |
|-----------|----------|
| 11,298.10 | 4,021.00 |
| 10,271.00 | 3,655.45 |
| 9,415.08 | 3,350.83 |

6

1

český kraj

26 mandátů

ANO 2011+ SPD

PIRÁTI a STAROSTOVÉ

231,205

137,532

| | |
|------------|-----------|
| 115,602.50 | 68,766.00 |
| 77,068.33 | 45,844.00 |
| 57,801.25 | 34,383.00 |
| 46,241.00 | 27,506.40 |
| 38,534.17 | 22,922.00 |
| 33,029.29 | 19,647.43 |
| 28,900.63 | 17,191.50 |
| 25,689.44 | 15,281.33 |
| 23,120.50 | 13,753.20 |
| 21,018.64 | 12,502.91 |
| 19,267.08 | 11,461.00 |
| 17,785.00 | 10,579.38 |
| 16,514.64 | 9,823.71 |
| 15,413.67 | 9,168.80 |
| 14,450.31 | 8,595.75 |
| 13,600.29 | 8,090.12 |
| 12,844.72 | 7,640.67 |
| 12,168.68 | 7,238.53 |
| 11,560.25 | 6,876.60 |
| 11,009.76 | 6,549.14 |
| 10,509.32 | 6,251.45 |
| 10,052.39 | 5,979.65 |
| 9,633.54 | 5,730.50 |
| 9,248.20 | 5,501.28 |
| 8,892.50 | 5,289.69 |
| 8,563.15 | 5,093.78 |

11

6

měststo Praha

23 mandátů

ANO 2011+ SPD

PIRÁTI a STAROSTOVÉ

138,447

142,100

69,223.50 71,050.00

46,149.00 47,366.67

34,611.75 35,525.00

27,689.40 28,420.00

23,074.50 23,683.33

19,778.14 20,300.00

17,305.88 17,762.50

15,383.00 15,788.89

13,844.70 14,210.00

12,586.09 12,918.18

11,537.25 11,841.67

10,649.77 10,930.77

9,889.07 10,150.00

9,229.80 9,473.33

8,652.94 8,881.25

8,143.94 8,358.82

7,691.50 7,894.44

7,286.68 7,478.95

6,922.35 7,105.00

6,592.71 6,766.67

6,293.05 6,459.09

6,019.43 6,178.26

5,768.63 5,920.83

6

6

ANO 2011+ SPD

PIRÁTI a STAROSTOVÉ

Celkem

101

29

200

| ANO 2011 | SPD |
|-----------|----------|
| 43,081 | 16,629 |
| 21,540.50 | 8,314.50 |
| 14,360.33 | 5,543.00 |
| 10,770.25 | 4,157.25 |
| 8,616.20 | 3,325.80 |
| 7,180.17 | 2,771.50 |
| 2 | 0 |

ký kraj

14 mandátů

| ANO 2011 | SPD |
|-----------|-----------|
| 134,322 | 44,774 |
| 67,161.00 | 22,387.00 |
| 44,774.00 | 14,924.67 |
| 33,580.50 | 11,193.50 |
| 26,864.40 | 8,954.80 |
| 22,387.00 | 7,462.33 |
| 19,188.86 | 6,396.29 |
| 16,790.25 | 5,596.75 |
| 14,924.67 | 4,974.89 |
| 13,432.20 | 4,477.40 |
| 12,211.09 | 4,070.36 |
| 11,193.50 | 3,731.17 |
| 10,332.46 | 3,444.15 |
| 9,594.43 | 3,198.14 |
| 8,954.80 | 2,984.93 |
| 7 | 1 |

ský kraj

8 mandátů

| ANO 2011 | SPD |
|----------|--------|
| 59,515 | 24,384 |

| | |
|-----------|-----------|
| 29,757.50 | 12,192.00 |
| 19,838.33 | 8,128.00 |
| 14,878.75 | 6,096.00 |
| 11,903.00 | 4,876.80 |
| 9,919.17 | 4,064.00 |
| 8,502.14 | 3,483.43 |
| 7,439.38 | 3,048.00 |
| 6,612.78 | 2,709.33 |
| 3 | 0 |

středočeský kraj

11 mandátů

| | |
|-----------|-----------|
| ANO 2011 | SPD |
| 79,463 | 26,661 |
| 39,731.50 | 13,330.50 |
| 26,487.67 | 8,887.00 |
| 19,865.75 | 6,665.25 |
| 15,892.60 | 5,332.20 |
| 13,243.83 | 4,443.50 |
| 11,351.86 | 3,808.71 |
| 9,932.88 | 3,332.63 |
| 8,829.22 | 2,962.33 |
| 7,946.30 | 2,666.10 |
| 7,223.91 | 2,423.73 |
| 6,621.92 | 2,221.75 |
| 4 | 0 |

středočeský kraj

10 mandátů

| | |
|-----------|-----------|
| ANO 2011 | SPD |
| 73,556 | 25,673 |
| 36,778.00 | 12,836.50 |
| 24,518.67 | 8,557.67 |
| 18,389.00 | 6,418.25 |
| 14,711.20 | 5,134.60 |

| | |
|-----------|----------|
| 12,259.33 | 4,278.83 |
| 10,508.00 | 3,667.57 |
| 9,194.50 | 3,209.13 |
| 8,172.89 | 2,852.56 |
| 7,355.60 | 2,567.30 |
| 6,686.91 | 2,333.91 |

4

0

středočeský kraj

12 mandátů

ANO 2011

SPD

79,715

39,759

39,857.50 19,879.50

26,571.67 13,253.00

19,928.75 9,939.75

15,943.00 7,951.80

13,285.83 6,626.50

11,387.86 5,679.86

9,964.38 4,969.88

8,857.22 4,417.67

7,971.50 3,975.90

7,246.82 3,614.45

6,642.92 3,313.25

6,131.92 3,058.38

4

1

středočeský kraj

22 mandátů

ANO 2011

SPD

195,176

74,191

97,588.00 37,095.50

65,058.67 24,730.33

48,794.00 18,547.75

39,035.20 14,838.20

32,529.33 12,365.17

27,882.29 10,598.71

| | |
|-----------|----------|
| 24,397.00 | 9,273.88 |
| 21,686.22 | 8,243.44 |
| 19,517.60 | 7,419.10 |
| 17,743.27 | 6,744.64 |
| 16,264.67 | 6,182.58 |
| 15,013.54 | 5,707.00 |
| 13,941.14 | 5,299.36 |
| 13,011.73 | 4,946.07 |
| 12,198.50 | 4,636.94 |
| 11,480.94 | 4,364.18 |
| 10,843.11 | 4,121.72 |
| 10,272.42 | 3,904.79 |
| 9,758.80 | 3,709.55 |
| 9,294.10 | 3,532.90 |
| 8,871.64 | 3,372.32 |
| 8,485.91 | 3,225.70 |

10

3

ý kraj

12 mandátů

ANO 2011

SPD

84,534

35,662

| | |
|-----------|-----------|
| 42,267.00 | 17,831.00 |
| 28,178.00 | 11,887.33 |
| 21,133.50 | 8,915.50 |
| 16,906.80 | 7,132.40 |
| 14,089.00 | 5,943.67 |
| 12,076.29 | 5,094.57 |
| 10,566.75 | 4,457.75 |
| 9,392.67 | 3,962.44 |
| 8,453.40 | 3,566.20 |
| 7,684.91 | 3,242.00 |
| 7,044.50 | 2,971.83 |
| 6,502.62 | 2,743.23 |

4

1

ivský kraj

23 mandátů

ANO 2011

SPD

158,362

58,427

| | |
|-----------|-----------|
| 79,181.00 | 29,213.50 |
| 52,787.33 | 19,475.67 |
| 39,590.50 | 14,606.75 |
| 31,672.40 | 11,685.40 |
| 26,393.67 | 9,737.83 |
| 22,623.14 | 8,346.71 |
| 19,795.25 | 7,303.38 |
| 17,595.78 | 6,491.89 |
| 15,836.20 | 5,842.70 |
| 14,396.55 | 5,311.55 |
| 13,196.83 | 4,868.92 |
| 12,181.69 | 4,494.38 |
| 11,311.57 | 4,173.36 |
| 10,557.47 | 3,895.13 |
| 9,897.63 | 3,651.69 |
| 9,315.41 | 3,436.88 |
| 8,797.89 | 3,245.94 |
| 8,334.84 | 3,075.11 |
| 7,918.10 | 2,921.35 |
| 7,541.05 | 2,782.24 |
| 7,198.27 | 2,655.77 |
| 6,885.30 | 2,540.30 |
| 6,598.42 | 2,434.46 |

7

2

sočina

10 mandátů

ANO 2011

SPD

74,113

24,729

| | |
|-----------|-----------|
| 37,056.50 | 12,364.50 |
| 24,704.33 | 8,243.00 |
| 18,528.25 | 6,182.25 |
| 14,822.60 | 4,945.80 |
| 12,352.17 | 4,121.50 |
| 10,587.57 | 3,532.71 |
| 9,264.13 | 3,091.13 |
| 8,234.78 | 2,747.67 |
| 7,411.30 | 2,472.90 |
| 6,737.55 | 2,248.09 |

4

0

ický kraj

13 mandátů

ANO 2011

SPD

89,509

30,183

44,754.50

15,091.50

29,836.33

10,061.00

22,377.25

7,545.75

17,901.80

6,036.60

14,918.17

5,030.50

12,787.00

4,311.86

11,188.63

3,772.88

9,945.44

3,353.67

8,950.90

3,018.30

8,137.18

2,743.91

7,459.08

2,515.25

6,885.31

2,321.77

6,393.50

2,155.93

4

1

ký kraj

11 mandátů

ANO 2011

SPD

84,107

28,874

42,053.50

14,437.00

28,035.67

9,624.67

21,026.75

7,218.50

16,821.40

5,774.80

14,017.83

4,812.33

12,015.29

4,124.86

10,513.38

3,609.25

9,345.22

3,208.22

8,410.70

2,887.40

7,646.09

2,624.91

7,008.92

2,406.17

4

0

český kraj

26 mandátů

ANO 2011

SPD

176,100

55,105

88,050.00

27,552.50

58,700.00

18,368.33

44,025.00

13,776.25

35,220.00

11,021.00

29,350.00

9,184.17

25,157.14

7,872.14

22,012.50

6,888.13

19,566.67

6,122.78

17,610.00

5,510.50

16,009.09

5,009.55

14,675.00

4,592.08

13,546.15

4,238.85

12,578.57

3,936.07

11,740.00

3,673.67

11,006.25

3,444.06

10,358.82

3,241.47

9,783.33

3,061.39

9,268.42

2,900.26

8,805.00

2,755.25

8,385.71

2,624.05

8,004.55

2,504.77

7,656.52

2,395.87

7,337.50

2,296.04

7,044.00

2,204.20

6,773.08

2,119.42

6,522.22

2,040.93

8

1

město Praha

23 mandátů

ANO 2011

SPD

109,588

28,859

54,794.00

14,429.50

36,529.33

9,619.67

27,397.00

7,214.75

21,917.60

5,771.80

18,264.67

4,809.83

15,655.43

4,122.71

13,698.50

3,607.38

12,176.44

3,206.56

10,958.80

2,885.90

9,962.55

2,623.55

9,132.33

2,404.92

8,429.85

2,219.92

7,827.71

2,061.36

7,305.87

1,923.93

6,849.25

1,803.69

6,446.35

1,697.59

6,088.22

1,603.28

5,767.79

1,518.89

5,479.40

1,442.95

5,218.48

1,374.24

4,981.27

1,311.77

4,764.70

1,254.74

4,566.17

1,202.46

4

0

ANO 2011

SPD

Celkem

69

10

200

Celkem
200

Karlovar

SPOLU – ODS, KDU-ČSL, TOP 09

| | | |
|---------------------------------|---------------|-----------|
| Počet hlasů | | 26,355 |
| | řada dělitelů | |
| | 2 | 13,177.50 |
| | 3 | 8,785.00 |
| | 4 | 6,588.75 |
| | 5 | 5,271.00 |
| | 6 | 4,392.50 |
| Mandáty metoda Imperialiho děl. | | 1 |

Ústeck

SPOLU – ODS, KDU-ČSL, TOP 09

| | | |
|---------------------------------|---------------|-----------|
| Počet hlasů | | 74,565 |
| | řada dělitelů | |
| | 2 | 37,282.50 |
| | 3 | 24,855.00 |
| | 4 | 18,641.25 |
| | 5 | 14,913.00 |
| | 6 | 12,427.50 |
| | 7 | 10,652.14 |
| | 8 | 9,320.63 |
| | 9 | 8,285.00 |
| | 10 | 7,456.50 |
| | 11 | 6,778.64 |
| | 12 | 6,213.75 |
| | 13 | 5,735.77 |
| | 14 | 5,326.07 |
| | 15 | 4,971.00 |
| Mandáty metoda Imperialiho děl. | | 3 |

Liberec

SPOLU – ODS, KDU-ČSL, TOP 09

Počet hlasů

50,464

řada dělitelů

| | |
|---|-----------|
| 2 | 25,232.00 |
| 3 | 16,821.33 |
| 4 | 12,616.00 |
| 5 | 10,092.80 |
| 6 | 8,410.67 |
| 7 | 7,209.14 |
| 8 | 6,308.00 |
| 9 | 5,607.11 |

Mandáty metoda Imperialiho děl.

3

Královehra

SPOLU – ODS, KDU-ČSL, TOP 09

Počet hlasů

84,166

řada dělitelů

| | |
|----|-----------|
| 2 | 42,083.00 |
| 3 | 28,055.33 |
| 4 | 21,041.50 |
| 5 | 16,833.20 |
| 6 | 14,027.67 |
| 7 | 12,023.71 |
| 8 | 10,520.75 |
| 9 | 9,351.78 |
| 10 | 8,416.60 |
| 11 | 7,651.45 |
| 12 | 7,013.83 |

Mandáty metoda Imperialiho děl.

5

Pardubi

SPOLU – ODS, KDU-ČSL, TOP 09

Počet hlasů

78,163

řada dělitelů

| | |
|---|-----------|
| 2 | 39,081.50 |
|---|-----------|

| | |
|----|-----------|
| 3 | 26,054.33 |
| 4 | 19,540.75 |
| 5 | 15,632.60 |
| 6 | 13,027.17 |
| 7 | 11,166.14 |
| 8 | 9,770.38 |
| 9 | 8,684.78 |
| 10 | 7,816.30 |
| 11 | 7,105.73 |

Mandáty metoda Imperialiho děl.

5

Olomou

SPOLU – ODS, KDU-ČSL, TOP 09

Počet hlasů

79,715

řada dělitelů

| | |
|----|-----------|
| 2 | 39,857.50 |
| 3 | 26,571.67 |
| 4 | 19,928.75 |
| 5 | 15,943.00 |
| 6 | 13,285.83 |
| 7 | 11,387.86 |
| 8 | 9,964.38 |
| 9 | 8,857.22 |
| 10 | 7,971.50 |
| 11 | 7,246.82 |
| 12 | 6,642.92 |
| 13 | 6,131.92 |

Mandáty metoda Imperialiho děl.

4

Moravskos

SPOLU – ODS, KDU-ČSL, TOP 09

Počet hlasů

119,457

řada dělitelů

| | |
|---|-----------|
| 2 | 59,728.50 |
| 3 | 39,819.00 |
| 4 | 29,864.25 |

| | |
|----|-----------|
| 5 | 23,891.40 |
| 6 | 19,909.50 |
| 7 | 17,065.29 |
| 8 | 14,932.13 |
| 9 | 13,273.00 |
| 10 | 11,945.70 |
| 11 | 10,859.73 |
| 12 | 9,954.75 |
| 13 | 9,189.00 |
| 14 | 8,532.64 |
| 15 | 7,963.80 |
| 16 | 7,466.06 |
| 17 | 7,026.88 |
| 18 | 6,636.50 |
| 19 | 6,287.21 |
| 20 | 5,972.85 |
| 21 | 5,688.43 |
| 22 | 5,429.86 |
| 23 | 5,193.78 |

Mandáty metoda Imperialiho děl.

6

Zlínsk

SPOLU – ODS, KDU-ČSL, TOP 09

Počet hlasů

87,019

řada dělitelů

| | |
|----|-----------|
| 2 | 43,509.50 |
| 3 | 29,006.33 |
| 4 | 21,754.75 |
| 5 | 17,403.80 |
| 6 | 14,503.17 |
| 7 | 12,431.29 |
| 8 | 10,877.38 |
| 9 | 9,668.78 |
| 10 | 8,701.90 |
| 11 | 7,910.82 |
| 12 | 7,251.58 |
| 13 | 6,693.77 |

Mandáty metoda Imperialiho děl.

5

Jihomora

SPOLU – ODS, KDU-ČSL, TOP 09

Počet hlasů

187,497

řada dělitelů

| | |
|----|-----------|
| 2 | 93,748.50 |
| 3 | 62,499.00 |
| 4 | 46,874.25 |
| 5 | 37,499.40 |
| 6 | 31,249.50 |
| 7 | 26,785.29 |
| 8 | 23,437.13 |
| 9 | 20,833.00 |
| 10 | 18,749.70 |
| 11 | 17,045.18 |
| 12 | 15,624.75 |
| 13 | 14,422.85 |
| 14 | 13,392.64 |
| 15 | 12,499.80 |
| 16 | 11,718.56 |
| 17 | 11,029.24 |
| 18 | 10,416.50 |
| 19 | 9,868.26 |
| 20 | 9,374.85 |
| 21 | 8,928.43 |
| 22 | 8,522.59 |
| 23 | 8,152.04 |
| 24 | 7,812.38 |

Mandáty metoda Imperialiho děl.

9

kraj Vy

SPOLU – ODS, KDU-ČSL, TOP 09

Počet hlasů

77,631

řada dělitelů

| | |
|---|-----------|
| 2 | 38,815.50 |
| 3 | 25,877.00 |
| 4 | 19,407.75 |
| 5 | 15,526.20 |
| 6 | 12,938.50 |
| 7 | 11,090.14 |
| 8 | 9,703.88 |

| | |
|----|----------|
| 9 | 8,625.67 |
| 10 | 7,763.10 |
| 11 | 7,057.36 |

Mandáty metoda Imperialiho děl.

5

Jihočes

SPOLU – ODS, KDU-ČSL, TOP 09

Počet hlasů

97,698

řada dělitelů

| | |
|----|-----------|
| 2 | 48,849.00 |
| 3 | 32,566.00 |
| 4 | 24,424.50 |
| 5 | 19,539.60 |
| 6 | 16,283.00 |
| 7 | 13,956.86 |
| 8 | 12,212.25 |
| 9 | 10,855.33 |
| 10 | 9,769.80 |
| 11 | 8,881.64 |
| 12 | 8,141.50 |
| 13 | 7,515.23 |
| 14 | 6,978.43 |

Mandáty metoda Imperialiho děl.

5

Plzeňsl

SPOLU – ODS, KDU-ČSL, TOP 09

Počet hlasů

76,994

řada dělitelů

| | |
|---|-----------|
| 2 | 38,497.00 |
| 3 | 25,664.67 |
| 4 | 19,248.50 |
| 5 | 15,398.80 |
| 6 | 12,832.33 |
| 7 | 10,999.14 |
| 8 | 9,624.25 |
| 9 | 8,554.89 |

| | |
|----|----------|
| 10 | 7,699.40 |
| 11 | 6,999.45 |
| 12 | 6,416.17 |

Mandáty metoda Imperialiho děl.

4

Středoče

SPOLU – ODS, KDU-ČSL, TOP 09

Počet hlasů

203,091

řada dělitelů

| | |
|----|------------|
| 2 | 101,545.50 |
| 3 | 67,697.00 |
| 4 | 50,772.75 |
| 5 | 40,618.20 |
| 6 | 33,848.50 |
| 7 | 29,013.00 |
| 8 | 25,386.38 |
| 9 | 22,565.67 |
| 10 | 20,309.10 |
| 11 | 18,462.82 |
| 12 | 16,924.25 |
| 13 | 15,622.38 |
| 14 | 14,506.50 |
| 15 | 13,539.40 |
| 16 | 12,693.19 |
| 17 | 11,946.53 |
| 18 | 11,282.83 |
| 19 | 10,689.00 |
| 20 | 10,154.55 |
| 21 | 9,671.00 |
| 22 | 9,231.41 |
| 23 | 8,830.04 |
| 24 | 8,462.13 |
| 25 | 8,123.64 |
| 26 | 7,811.19 |
| 27 | 7,521.89 |

Mandáty metoda Imperialiho děl.

10

kraj Hlavní n

Počet hlasů

251,090

řada dělitelů

| | |
|----|------------|
| 2 | 125,545.00 |
| 3 | 83,696.67 |
| 4 | 62,772.50 |
| 5 | 50,218.00 |
| 6 | 41,848.33 |
| 7 | 35,870.00 |
| 8 | 31,386.25 |
| 9 | 27,898.89 |
| 10 | 25,109.00 |
| 11 | 22,826.36 |
| 12 | 20,924.17 |
| 13 | 19,314.62 |
| 14 | 17,935.00 |
| 15 | 16,739.33 |
| 16 | 15,693.13 |
| 17 | 14,770.00 |
| 18 | 13,949.44 |
| 19 | 13,215.26 |
| 20 | 12,554.50 |
| 21 | 11,956.67 |
| 22 | 11,413.18 |
| 23 | 10,916.96 |
| 24 | 10,462.08 |

Mandáty metoda Imperialiho děl.

12

Mandáty Imperialiho dělitel

středočeský kraj

| ANO 2011 | PIRÁTI a STAROSTOVÉ | Svoboda a př. demokracie (SPD) |
|-----------|---------------------|--------------------------------|
| 43,081 | 18,546 | 16,629 |
| 21,540.50 | 9,273.00 | 8,314.50 |
| 14,360.33 | 6,182.00 | 5,543.00 |
| 10,770.25 | 4,636.50 | 4,157.25 |
| 8,616.20 | 3,709.20 | 3,325.80 |
| 7,180.17 | 3,091.00 | 2,771.50 |
| 3 | 1 | 0 |

středočeský kraj

| ANO 2011 | PIRÁTI a STAROSTOVÉ | Svoboda a př. demokracie (SPD) |
|-----------|---------------------|--------------------------------|
| 134,322 | 52,797 | 44,774 |
| 67,161.00 | 26,398.50 | 22,387.00 |
| 44,774.00 | 17,599.00 | 14,924.67 |
| 33,580.50 | 13,199.25 | 11,193.50 |
| 26,864.40 | 10,559.40 | 8,954.80 |
| 22,387.00 | 8,799.50 | 7,462.33 |
| 19,188.86 | 7,542.43 | 6,396.29 |
| 16,790.25 | 6,599.63 | 5,596.75 |
| 14,924.67 | 5,866.33 | 4,974.89 |
| 13,432.20 | 5,279.70 | 4,477.40 |
| 12,211.09 | 4,799.73 | 4,070.36 |
| 11,193.50 | 4,399.75 | 3,731.17 |
| 10,332.46 | 4,061.31 | 3,444.15 |
| 9,594.43 | 3,771.21 | 3,198.14 |
| 8,954.80 | 3,519.80 | 2,984.93 |
| 8 | 2 | 1 |

středočeský kraj

| ANO 2011 | PIRÁTI a STAROSTOVÉ | Svoboda a př. demokracie (SPD) |
|-----------|---------------------|--------------------------------|
| 59,515 | 47,350 | 24,384 |
| 29,757.50 | 23,675.00 | 12,192.00 |
| 19,838.33 | 15,783.33 | 8,128.00 |
| 14,878.75 | 11,837.50 | 6,096.00 |
| 11,903.00 | 9,470.00 | 4,876.80 |
| 9,919.17 | 7,891.67 | 4,064.00 |
| 8,502.14 | 6,764.29 | 3,483.43 |
| 7,439.38 | 5,918.75 | 3,048.00 |
| 6,612.78 | 5,261.11 | 2,709.33 |
| 3 | 2 | 0 |

středočeský kraj

| ANO 2011 | PIRÁTI a STAROSTOVÉ | Svoboda a př. demokracie (SPD) |
|-----------|---------------------|--------------------------------|
| 79,463 | 44,551 | 26,661 |
| 39,731.50 | 22,275.50 | 13,330.50 |
| 26,487.67 | 14,850.33 | 8,887.00 |
| 19,865.75 | 11,137.75 | 6,665.25 |
| 15,892.60 | 8,910.20 | 5,332.20 |
| 13,243.83 | 7,425.17 | 4,443.50 |
| 11,351.86 | 6,364.43 | 3,808.71 |
| 9,932.88 | 5,568.88 | 3,332.63 |
| 8,829.22 | 4,950.11 | 2,962.33 |
| 7,946.30 | 4,455.10 | 2,666.10 |
| 7,223.91 | 4,050.09 | 2,423.73 |
| 6,621.92 | 3,712.58 | 2,221.75 |
| 4 | 2 | 0 |

středočeský kraj

| ANO 2011 | PIRÁTI a STAROSTOVÉ | Svoboda a př. demokracie (SPD) |
|-----------|---------------------|--------------------------------|
| 73,556 | 38,628 | 25,673 |
| 36,778.00 | 19,314.00 | 12,836.50 |

| | | |
|-----------|-----------|----------|
| 24,518.67 | 12,876.00 | 8,557.67 |
| 18,389.00 | 9,657.00 | 6,418.25 |
| 14,711.20 | 7,725.60 | 5,134.60 |
| 12,259.33 | 6,438.00 | 4,278.83 |
| 10,508.00 | 5,518.29 | 3,667.57 |
| 9,194.50 | 4,828.50 | 3,209.13 |
| 8,172.89 | 4,292.00 | 2,852.56 |
| 7,355.60 | 3,862.80 | 2,567.30 |
| 6,686.91 | 3,511.64 | 2,333.91 |
| 4 | 1 | 0 |

cký kraj

| ANO 2011 | PIRÁTI a STAROSTOVÉ | Svoboda a př. demokracie (SPD) |
|-----------|---------------------|--------------------------------|
| 96,714 | 40,124 | 39,759 |
| 48,357.00 | 20,062.00 | 19,879.50 |
| 32,238.00 | 13,374.67 | 13,253.00 |
| 24,178.50 | 10,031.00 | 9,939.75 |
| 19,342.80 | 8,024.80 | 7,951.80 |
| 16,119.00 | 6,687.33 | 6,626.50 |
| 13,816.29 | 5,732.00 | 5,679.86 |
| 12,089.25 | 5,015.50 | 4,969.88 |
| 10,746.00 | 4,458.22 | 4,417.67 |
| 9,671.40 | 4,012.40 | 3,975.90 |
| 8,792.18 | 3,647.64 | 3,614.45 |
| 8,059.50 | 3,343.67 | 3,313.25 |
| 7,439.54 | 3,086.46 | 3,058.38 |
| 6 | 1 | 1 |

lezský kraj

| ANO 2011 | PIRÁTI a STAROSTOVÉ | Svoboda a př. demokracie (SPD) |
|-----------|---------------------|--------------------------------|
| 195,176 | 64,412 | 74,191 |
| 97,588.00 | 32,206.00 | 37,095.50 |
| 65,058.67 | 21,470.67 | 24,730.33 |
| 48,794.00 | 16,103.00 | 18,547.75 |

| | | |
|-----------|-----------|-----------|
| 39,035.20 | 12,882.40 | 14,838.20 |
| 32,529.33 | 10,735.33 | 12,365.17 |
| 27,882.29 | 9,201.71 | 10,598.71 |
| 24,397.00 | 8,051.50 | 9,273.88 |
| 21,686.22 | 7,156.89 | 8,243.44 |
| 19,517.60 | 6,441.20 | 7,419.10 |
| 17,743.27 | 5,855.64 | 6,744.64 |
| 16,264.67 | 5,367.67 | 6,182.58 |
| 15,013.54 | 4,954.77 | 5,707.00 |
| 13,941.14 | 4,600.86 | 5,299.36 |
| 13,011.73 | 4,294.13 | 4,946.07 |
| 12,198.50 | 4,025.75 | 4,636.94 |
| 11,480.94 | 3,788.94 | 4,364.18 |
| 10,843.11 | 3,578.44 | 4,121.72 |
| 10,272.42 | 3,390.11 | 3,904.79 |
| 9,758.80 | 3,220.60 | 3,709.55 |
| 9,294.10 | 3,067.24 | 3,532.90 |
| 8,871.64 | 2,927.82 | 3,372.32 |
| 8,485.91 | 2,800.52 | 3,225.70 |

11

2

3

ý kraj

| ANO 2011 | PIRÁTI a STAROSTOVÉ | Svoboda a př. demokracie (SPD) |
|-----------|---------------------|--------------------------------|
| 84,534 | 42,117 | 35,662 |
| 42,267.00 | 21,058.50 | 17,831.00 |
| 28,178.00 | 14,039.00 | 11,887.33 |
| 21,133.50 | 10,529.25 | 8,915.50 |
| 16,906.80 | 8,423.40 | 7,132.40 |
| 14,089.00 | 7,019.50 | 5,943.67 |
| 12,076.29 | 6,016.71 | 5,094.57 |
| 10,566.75 | 5,264.63 | 4,457.75 |
| 9,392.67 | 4,679.67 | 3,962.44 |
| 8,453.40 | 4,211.70 | 3,566.20 |
| 7,684.91 | 3,828.82 | 3,242.00 |
| 7,044.50 | 3,509.75 | 2,971.83 |
| 6,502.62 | 3,239.77 | 2,743.23 |

5

1

1

vský kraj

| ANO 2011 | PIRÁTI a STAROSTOVÉ | Svoboda a př. demokracie (SPD) |
|-----------|---------------------|--------------------------------|
| 158,362 | 88,601 | 58,427 |
| 79,181.00 | 44,300.50 | 29,213.50 |
| 52,787.33 | 29,533.67 | 19,475.67 |
| 39,590.50 | 22,150.25 | 14,606.75 |
| 31,672.40 | 17,720.20 | 11,685.40 |
| 26,393.67 | 14,766.83 | 9,737.83 |
| 22,623.14 | 12,657.29 | 8,346.71 |
| 19,795.25 | 11,075.13 | 7,303.38 |
| 17,595.78 | 9,844.56 | 6,491.89 |
| 15,836.20 | 8,860.10 | 5,842.70 |
| 14,396.55 | 8,054.64 | 5,311.55 |
| 13,196.83 | 7,383.42 | 4,868.92 |
| 12,181.69 | 6,815.46 | 4,494.38 |
| 11,311.57 | 6,328.64 | 4,173.36 |
| 10,557.47 | 5,906.73 | 3,895.13 |
| 9,897.63 | 5,537.56 | 3,651.69 |
| 9,315.41 | 5,211.82 | 3,436.88 |
| 8,797.89 | 4,922.28 | 3,245.94 |
| 8,334.84 | 4,663.21 | 3,075.11 |
| 7,918.10 | 4,430.05 | 2,921.35 |
| 7,541.05 | 4,219.10 | 2,782.24 |
| 7,198.27 | 4,027.32 | 2,655.77 |
| 6,885.30 | 3,852.22 | 2,540.30 |
| 6,598.42 | 3,691.71 | 2,434.46 |
| 7 | 4 | 2 |

sočina

| ANO 2011 | PIRÁTI a STAROSTOVÉ | Svoboda a př. demokracie (SPD) |
|-----------|---------------------|--------------------------------|
| 74,113 | 37,451 | 24,729 |
| 37,056.50 | 18,725.50 | 12,364.50 |
| 24,704.33 | 12,483.67 | 8,243.00 |
| 18,528.25 | 9,362.75 | 6,182.25 |
| 14,822.60 | 7,490.20 | 4,945.80 |
| 12,352.17 | 6,241.83 | 4,121.50 |
| 10,587.57 | 5,350.14 | 3,532.71 |
| 9,264.13 | 4,681.38 | 3,091.13 |

| | | |
|----------|----------|----------|
| 8,234.78 | 4,161.22 | 2,747.67 |
| 7,411.30 | 3,745.10 | 2,472.90 |
| 6,737.55 | 3,404.64 | 2,248.09 |

4

1

0

.ký kraj

| | | |
|----------|---------------------|--------------------------------|
| ANO 2011 | PIRÁTI a STAROSTOVÉ | Svoboda a př. demokracie (SPD) |
|----------|---------------------|--------------------------------|

89,509

45,357

30,183

| | | |
|-----------|-----------|-----------|
| 44,754.50 | 22,678.50 | 15,091.50 |
| 29,836.33 | 15,119.00 | 10,061.00 |
| 22,377.25 | 11,339.25 | 7,545.75 |
| 17,901.80 | 9,071.40 | 6,036.60 |
| 14,918.17 | 7,559.50 | 5,030.50 |
| 12,787.00 | 6,479.57 | 4,311.86 |
| 11,188.63 | 5,669.63 | 3,772.88 |
| 9,945.44 | 5,039.67 | 3,353.67 |
| 8,950.90 | 4,535.70 | 3,018.30 |
| 8,137.18 | 4,123.36 | 2,743.91 |
| 7,459.08 | 3,779.75 | 2,515.25 |
| 6,885.31 | 3,489.00 | 2,321.77 |
| 6,393.50 | 3,239.79 | 2,155.93 |

5

2

1

ký kraj

| | | |
|----------|---------------------|--------------------------------|
| ANO 2011 | PIRÁTI a STAROSTOVÉ | Svoboda a př. demokracie (SPD) |
|----------|---------------------|--------------------------------|

84,107

40,210

28,874

| | | |
|-----------|-----------|-----------|
| 42,053.50 | 20,105.00 | 14,437.00 |
| 28,035.67 | 13,403.33 | 9,624.67 |
| 21,026.75 | 10,052.50 | 7,218.50 |
| 16,821.40 | 8,042.00 | 5,774.80 |
| 14,017.83 | 6,701.67 | 4,812.33 |
| 12,015.29 | 5,744.29 | 4,124.86 |
| 10,513.38 | 5,026.25 | 3,609.25 |
| 9,345.22 | 4,467.78 | 3,208.22 |

| | | |
|----------|----------|----------|
| 8,410.70 | 4,021.00 | 2,887.40 |
| 7,646.09 | 3,655.45 | 2,624.91 |
| 7,008.92 | 3,350.83 | 2,406.17 |

5

1

1

český kraj

ANO 2011

PIRÁTI a STAROSTOVÉ

Svoboda a př. demokracie (SPD)

176,100

137,532

55,105

| | | |
|-----------|-----------|-----------|
| 88,050.00 | 68,766.00 | 27,552.50 |
| 58,700.00 | 45,844.00 | 18,368.33 |
| 44,025.00 | 34,383.00 | 13,776.25 |
| 35,220.00 | 27,506.40 | 11,021.00 |
| 29,350.00 | 22,922.00 | 9,184.17 |
| 25,157.14 | 19,647.43 | 7,872.14 |
| 22,012.50 | 17,191.50 | 6,888.13 |
| 19,566.67 | 15,281.33 | 6,122.78 |
| 17,610.00 | 13,753.20 | 5,510.50 |
| 16,009.09 | 12,502.91 | 5,009.55 |
| 14,675.00 | 11,461.00 | 4,592.08 |
| 13,546.15 | 10,579.38 | 4,238.85 |
| 12,578.57 | 9,823.71 | 3,936.07 |
| 11,740.00 | 9,168.80 | 3,673.67 |
| 11,006.25 | 8,595.75 | 3,444.06 |
| 10,358.82 | 8,090.12 | 3,241.47 |
| 9,783.33 | 7,640.67 | 3,061.39 |
| 9,268.42 | 7,238.53 | 2,900.26 |
| 8,805.00 | 6,876.60 | 2,755.25 |
| 8,385.71 | 6,549.14 | 2,624.05 |
| 8,004.55 | 6,251.45 | 2,504.77 |
| 7,656.52 | 5,979.65 | 2,395.87 |
| 7,337.50 | 5,730.50 | 2,296.04 |
| 7,044.00 | 5,501.28 | 2,204.20 |
| 6,773.08 | 5,289.69 | 2,119.42 |
| 6,522.22 | 5,093.78 | 2,040.93 |

8

6

2

něsto Praha

| ANO 2011 | PIRÁTI a STAROSTOVÉ | Svoboda a př. demokracie (SPD) |
|-----------|---------------------|--------------------------------|
| 109,588 | 142,100 | 28,859 |
| 54,794.00 | 71,050.00 | 14,429.50 |
| 36,529.33 | 47,366.67 | 9,619.67 |
| 27,397.00 | 35,525.00 | 7,214.75 |
| 21,917.60 | 28,420.00 | 5,771.80 |
| 18,264.67 | 23,683.33 | 4,809.83 |
| 15,655.43 | 20,300.00 | 4,122.71 |
| 13,698.50 | 17,762.50 | 3,607.38 |
| 12,176.44 | 15,788.89 | 3,206.56 |
| 10,958.80 | 14,210.00 | 2,885.90 |
| 9,962.55 | 12,918.18 | 2,623.55 |
| 9,132.33 | 11,841.67 | 2,404.92 |
| 8,429.85 | 10,930.77 | 2,219.92 |
| 7,827.71 | 10,150.00 | 2,061.36 |
| 7,305.87 | 9,473.33 | 1,923.93 |
| 6,849.25 | 8,881.25 | 1,803.69 |
| 6,446.35 | 8,358.82 | 1,697.59 |
| 6,088.22 | 7,894.44 | 1,603.28 |
| 5,767.79 | 7,478.95 | 1,518.89 |
| 5,479.40 | 7,105.00 | 1,442.95 |
| 5,218.48 | 6,766.67 | 1,374.24 |
| 4,981.27 | 6,459.09 | 1,311.77 |
| 4,764.70 | 6,178.26 | 1,254.74 |
| 4,566.17 | 5,920.83 | 1,202.46 |
| 5 | 6 | 0 |

| | | |
|----------|---------------------|--------------------------------|
| ANO 2011 | PIRÁTI a STAROSTOVÉ | Svoboda a př. demokracie (SPD) |
| 78 | 32 | 12 |

5 mandátů

PŘÍSAHA Roberta Šlachty

Česká str.sociálně demokrat.

6,447

4,930

3,223.50

2,465.00

2,149.00

1,643.33

1,611.75

1,232.50

1,289.40

986.00

1,074.50

821.67

0

0

14 mandátů

PŘÍSAHA Roberta Šlachty

Česká str.sociálně demokrat.

16,452

12,062

8,226.00

6,031.00

5,484.00

4,020.67

4,113.00

3,015.50

3,290.40

2,412.40

2,742.00

2,010.33

2,350.29

1,723.14

2,056.50

1,507.75

1,828.00

1,340.22

1,645.20

1,206.20

1,495.64

1,096.55

1,371.00

1,005.17

1,265.54

927.85

1,175.14

861.57

1,096.80

804.13

0

0

8 mandátů

PŘÍSAHA Roberta Šlachty

Česká str.sociálně demokrat.

9,524

7,725

4,762.00

3,862.50

3,174.67

2,575.00

2,381.00

1,931.25

1,904.80

1,545.00

1,587.33

1,287.50

1,360.57

1,103.57

1,190.50

965.63

1,058.22

858.33

0

0

11 mandátů

PŘÍSAHA Roberta Šlachty

Česká str.sociálně demokrat.

13,930

14,534

6,965.00

7,267.00

4,643.33

4,844.67

3,482.50

3,633.50

2,786.00

2,906.80

2,321.67

2,422.33

1,990.00

2,076.29

1,741.25

1,816.75

1,547.78

1,614.89

1,393.00

1,453.40

1,266.36

1,321.27

1,160.83

1,211.17

0

0

10 mandátů

PŘÍSAHA Roberta Šlachty

Česká str.sociálně demokrat.

13,569

13,843

6,784.50

6,921.50

| | |
|----------|----------|
| 4,523.00 | 4,614.33 |
| 3,392.25 | 3,460.75 |
| 2,713.80 | 2,768.60 |
| 2,261.50 | 2,307.17 |
| 1,938.43 | 1,977.57 |
| 1,696.13 | 1,730.38 |
| 1,507.67 | 1,538.11 |
| 1,356.90 | 1,384.30 |
| 1,233.55 | 1,258.45 |

0

0

12 mandátů

PŘÍSAHA Roberta Šlachty

Česká str.sociálně demokrat.

15,257

14,742

| | |
|----------|----------|
| 7,628.50 | 7,371.00 |
| 5,085.67 | 4,914.00 |
| 3,814.25 | 3,685.50 |
| 3,051.40 | 2,948.40 |
| 2,542.83 | 2,457.00 |
| 2,179.57 | 2,106.00 |
| 1,907.13 | 1,842.75 |
| 1,695.22 | 1,638.00 |
| 1,525.70 | 1,474.20 |
| 1,387.00 | 1,340.18 |
| 1,271.42 | 1,228.50 |
| 1,173.62 | 1,134.00 |

0

0

22 mandátů

PŘÍSAHA Roberta Šlachty

Česká str.sociálně demokrat.

28,164

31,369

| | |
|-----------|-----------|
| 14,082.00 | 15,684.50 |
| 9,388.00 | 10,456.33 |
| 7,041.00 | 7,842.25 |

| | |
|----------|----------|
| 5,632.80 | 6,273.80 |
| 4,694.00 | 5,228.17 |
| 4,023.43 | 4,481.29 |
| 3,520.50 | 3,921.13 |
| 3,129.33 | 3,485.44 |
| 2,816.40 | 3,136.90 |
| 2,560.36 | 2,851.73 |
| 2,347.00 | 2,614.08 |
| 2,166.46 | 2,413.00 |
| 2,011.71 | 2,240.64 |
| 1,877.60 | 2,091.27 |
| 1,760.25 | 1,960.56 |
| 1,656.71 | 1,845.24 |
| 1,564.67 | 1,742.72 |
| 1,482.32 | 1,651.00 |
| 1,408.20 | 1,568.45 |
| 1,341.14 | 1,493.76 |
| 1,280.18 | 1,425.86 |
| 1,224.52 | 1,363.87 |

0

0

12 mandátů

PŘÍSAHA Roberta Šlachty

Česká str.sociálně demokrat.

| | |
|----------|----------|
| 13,270 | 15,338 |
| 6,635.00 | 7,669.00 |
| 4,423.33 | 5,112.67 |
| 3,317.50 | 3,834.50 |
| 2,654.00 | 3,067.60 |
| 2,211.67 | 2,556.33 |
| 1,895.71 | 2,191.14 |
| 1,658.75 | 1,917.25 |
| 1,474.44 | 1,704.22 |
| 1,327.00 | 1,533.80 |
| 1,206.36 | 1,394.36 |
| 1,105.83 | 1,278.17 |
| 1,020.77 | 1,179.85 |

0

0

23 mandátů

PŘÍSAHA Roberta Šlachty

Česká str.sociálně demokrat.

37,740

27,555

18,870.00

13,777.50

12,580.00

9,185.00

9,435.00

6,888.75

7,548.00

5,511.00

6,290.00

4,592.50

5,391.43

3,936.43

4,717.50

3,444.38

4,193.33

3,061.67

3,774.00

2,755.50

3,430.91

2,505.00

3,145.00

2,296.25

2,903.08

2,119.62

2,695.71

1,968.21

2,516.00

1,837.00

2,358.75

1,722.19

2,220.00

1,620.88

2,096.67

1,530.83

1,986.32

1,450.26

1,887.00

1,377.75

1,797.14

1,312.14

1,715.45

1,252.50

1,640.87

1,198.04

1,572.50

1,148.13

1

0

10 mandátů

PŘÍSAHA Roberta Šlachty

Česká str.sociálně demokrat.

14,504

18,168

7,252.00

9,084.00

4,834.67

6,056.00

3,626.00

4,542.00

2,900.80

3,633.60

2,417.33

3,028.00

2,072.00

2,595.43

1,813.00

2,271.00

| | |
|----------|----------|
| 1,611.56 | 2,018.67 |
| 1,450.40 | 1,816.80 |
| 1,318.55 | 1,651.64 |

0

0

13 mandátů

PŘÍSAHA Roberta Šlachty

Česká str.sociálně demokrat.

15,165

18,304

7,582.50

9,152.00

5,055.00

6,101.33

3,791.25

4,576.00

3,033.00

3,660.80

2,527.50

3,050.67

2,166.43

2,614.86

1,895.63

2,288.00

1,685.00

2,033.78

1,516.50

1,830.40

1,378.64

1,664.00

1,263.75

1,525.33

1,166.54

1,408.00

1,083.21

1,307.43

0

0

11 mandátů

PŘÍSAHA Roberta Šlachty

Česká str.sociálně demokrat.

13,695

14,466

6,847.50

7,233.00

4,565.00

4,822.00

3,423.75

3,616.50

2,739.00

2,893.20

2,282.50

2,411.00

1,956.43

2,066.57

1,711.88

1,808.25

1,521.67

1,607.33

| | |
|----------|----------|
| 1,369.50 | 1,446.60 |
| 1,245.00 | 1,315.09 |
| 1,141.25 | 1,205.50 |

0

0

26 mandátů

PŘÍSAHA Roberta Šlachty

Česká str.sociálně demokrat.

32,427

32,245

| | |
|-----------|-----------|
| 16,213.50 | 16,122.50 |
| 10,809.00 | 10,748.33 |
| 8,106.75 | 8,061.25 |
| 6,485.40 | 6,449.00 |
| 5,404.50 | 5,374.17 |
| 4,632.43 | 4,606.43 |
| 4,053.38 | 4,030.63 |
| 3,603.00 | 3,582.78 |
| 3,242.70 | 3,224.50 |
| 2,947.91 | 2,931.36 |
| 2,702.25 | 2,687.08 |
| 2,494.38 | 2,480.38 |
| 2,316.21 | 2,303.21 |
| 2,161.80 | 2,149.67 |
| 2,026.69 | 2,015.31 |
| 1,907.47 | 1,896.76 |
| 1,801.50 | 1,791.39 |
| 1,706.68 | 1,697.11 |
| 1,621.35 | 1,612.25 |
| 1,544.14 | 1,535.48 |
| 1,473.95 | 1,465.68 |
| 1,409.87 | 1,401.96 |
| 1,351.13 | 1,343.54 |
| 1,297.08 | 1,289.80 |
| 1,247.19 | 1,240.19 |
| 1,201.00 | 1,194.26 |

0

0

23 mandátů

PŘÍSAHA Roberta Šlachty

Česká str.sociálně demokrat.

| | |
|-----------|-----------|
| 21,418 | 25,116 |
| 10,709.00 | 12,558.00 |
| 7,139.33 | 8,372.00 |
| 5,354.50 | 6,279.00 |
| 4,283.60 | 5,023.20 |
| 3,569.67 | 4,186.00 |
| 3,059.71 | 3,588.00 |
| 2,677.25 | 3,139.50 |
| 2,379.78 | 2,790.67 |
| 2,141.80 | 2,511.60 |
| 1,947.09 | 2,283.27 |
| 1,784.83 | 2,093.00 |
| 1,647.54 | 1,932.00 |
| 1,529.86 | 1,794.00 |
| 1,427.87 | 1,674.40 |
| 1,338.63 | 1,569.75 |
| 1,259.88 | 1,477.41 |
| 1,189.89 | 1,395.33 |
| 1,127.26 | 1,321.89 |
| 1,070.90 | 1,255.80 |
| 1,019.90 | 1,196.00 |
| 973.55 | 1,141.64 |
| 931.22 | 1,092.00 |
| 892.42 | 1,046.50 |
| 0 | 0 |

PŘÍSAHA Roberta Šlachty

Česká str.sociálně demokrat.

Celkem

1

0

200

Karlovar

SPOLU – ODS, KDU-ČSL, TOP 09

| | | |
|------------------------|---------------|-----------|
| Počet hlasů | | 26,355 |
| | řada dělitelů | |
| | 1 | 26,355.00 |
| | 4 | 6,588.75 |
| | 7 | 3,765.00 |
| | 10 | 2,635.50 |
| | 13 | 2,027.31 |
| Mandáty Dánský dělitel | | 1 |

Ústeck

SPOLU – ODS, KDU-ČSL, TOP 09

| | | |
|------------------------|---------------|-----------|
| Počet hlasů | | 74,565 |
| | řada dělitelů | |
| | 1 | 74,565.00 |
| | 4 | 18,641.25 |
| | 7 | 10,652.14 |
| | 10 | 7,456.50 |
| | 13 | 5,735.77 |
| | 16 | 4,660.31 |
| | 19 | 3,924.47 |
| | 22 | 3,389.32 |
| | 25 | 2,982.60 |
| | 28 | 2,663.04 |
| | 31 | 2,405.32 |
| | 34 | 2,193.09 |
| | 37 | 2,015.27 |
| | 40 | 1,864.13 |
| Mandáty Dánský dělitel | | 3 |

Liberec

SPOLU – ODS, KDU-ČSL, TOP 09

| | | |
|------------------------|---------------|-----------|
| Počet hlasů | | 50,464 |
| | řada dělitelů | |
| | 1 | 50,464.00 |
| | 4 | 12,616.00 |
| | 7 | 7,209.14 |
| | 10 | 5,046.40 |
| | 13 | 3,881.85 |
| | 16 | 3,154.00 |
| | 19 | 2,656.00 |
| | 22 | 2,293.82 |
| Mandáty Dánský dělitel | | 2 |

Královehra

SPOLU – ODS, KDU-ČSL, TOP 09

| | | |
|------------------------|---------------|-----------|
| Počet hlasů | | 84,166 |
| | řada dělitelů | |
| | 1 | 84,166.00 |
| | 4 | 21,041.50 |
| | 7 | 12,023.71 |
| | 10 | 8,416.60 |
| | 13 | 6,474.31 |
| | 16 | 5,260.38 |
| | 19 | 4,429.79 |
| | 22 | 3,825.73 |
| | 25 | 3,366.64 |
| | 28 | 3,005.93 |
| | 31 | 2,715.03 |
| Mandáty Dánský dělitel | | 4 |

Pardubi

SPOLU – ODS, KDU-ČSL, TOP 09

| | | |
|-------------|---------------|-----------|
| Počet hlasů | | 78,163 |
| | řada dělitelů | |
| | 1 | 78,163.00 |

| | |
|----|-----------|
| 4 | 19,540.75 |
| 7 | 11,166.14 |
| 10 | 7,816.30 |
| 13 | 6,012.54 |
| 16 | 4,885.19 |
| 19 | 4,113.84 |
| 22 | 3,552.86 |
| 25 | 3,126.52 |
| 28 | 2,791.54 |

Mandáty Dánský dělitel

4

Olomou

SPOLU – ODS, KDU-ČSL, TOP 09

Počet hlasů

79,715

řada dělitelů

| | |
|----|-----------|
| 1 | 79,715.00 |
| 4 | 19,928.75 |
| 7 | 11,387.86 |
| 10 | 7,971.50 |
| 13 | 6,131.92 |
| 16 | 4,982.19 |
| 19 | 4,195.53 |
| 22 | 3,623.41 |
| 25 | 3,188.60 |
| 28 | 2,846.96 |
| 31 | 2,571.45 |
| 34 | 2,344.56 |

Mandáty Dánský dělitel

4

Moravskos

SPOLU – ODS, KDU-ČSL, TOP 09

Počet hlasů

119,457

řada dělitelů

| | |
|---|------------|
| 1 | 119,457.00 |
| 4 | 29,864.25 |
| 7 | 17,065.29 |

| | |
|----|-----------|
| 10 | 11,945.70 |
| 13 | 9,189.00 |
| 16 | 7,466.06 |
| 19 | 6,287.21 |
| 22 | 5,429.86 |
| 25 | 4,778.28 |
| 28 | 4,266.32 |
| 31 | 3,853.45 |
| 34 | 3,513.44 |
| 37 | 3,228.57 |
| 40 | 2,986.43 |
| 43 | 2,778.07 |
| 46 | 2,596.89 |
| 49 | 2,437.90 |
| 52 | 2,297.25 |
| 55 | 2,171.95 |
| 58 | 2,059.60 |
| 61 | 1,958.31 |
| 64 | 1,866.52 |

Mandáty Dánský dělitel

6

Zlínsk

SPOLU – ODS, KDU-ČSL, TOP 09

Počet hlasů

87,019

řada dělitelů

| | |
|----|-----------|
| 1 | 87,019.00 |
| 4 | 21,754.75 |
| 7 | 12,431.29 |
| 10 | 8,701.90 |
| 13 | 6,693.77 |
| 16 | 5,438.69 |
| 19 | 4,579.95 |
| 22 | 3,955.41 |
| 25 | 3,480.76 |
| 28 | 3,107.82 |
| 31 | 2,807.06 |
| 34 | 2,559.38 |

Mandáty Dánský dělitel

4

Jihomorava

SPOLU – ODS, KDU-ČSL, TOP 09

Poččet hlasů

187,497

řada dělitelů

| | |
|----|------------|
| 1 | 187,497.00 |
| 4 | 46,874.25 |
| 7 | 26,785.29 |
| 10 | 18,749.70 |
| 13 | 14,422.85 |
| 16 | 11,718.56 |
| 19 | 9,868.26 |
| 22 | 8,522.59 |
| 25 | 7,499.88 |
| 28 | 6,696.32 |
| 31 | 6,048.29 |
| 34 | 5,514.62 |
| 37 | 5,067.49 |
| 40 | 4,687.43 |
| 43 | 4,360.40 |
| 46 | 4,076.02 |
| 49 | 3,826.47 |
| 52 | 3,605.71 |
| 55 | 3,409.04 |
| 58 | 3,232.71 |
| 61 | 3,073.72 |
| 64 | 2,929.64 |
| 67 | 2,798.46 |

Mandáty Dánský dělitel

9

kraj Vy

SPOLU – ODS, KDU-ČSL, TOP 09

Poččet hlasů

77,631

řada dělitelů

| | |
|----|-----------|
| 1 | 77,631.00 |
| 4 | 19,407.75 |
| 7 | 11,090.14 |
| 10 | 7,763.10 |
| 13 | 5,971.62 |
| 16 | 4,851.94 |
| 19 | 4,085.84 |

| | |
|----|----------|
| 22 | 3,528.68 |
| 25 | 3,105.24 |
| 28 | 2,772.54 |

Mandáty Dánský dělitel

4

Jihočes

SPOLU – ODS, KDU-ČSL, TOP 09

Počet hlasů

97,698

| | |
|----|-----------|
| 1 | 97,698.00 |
| 4 | 24,424.50 |
| 7 | 13,956.86 |
| 10 | 9,769.80 |
| 13 | 7,515.23 |
| 16 | 6,106.13 |
| 19 | 5,142.00 |
| 22 | 4,440.82 |
| 25 | 3,907.92 |
| 28 | 3,489.21 |
| 31 | 3,151.55 |
| 34 | 2,873.47 |
| 37 | 2,640.49 |

Mandáty Dánský dělitel

5

Plzeňsl

SPOLU – ODS, KDU-ČSL, TOP 09

Počet hlasů

76,994

řada dělitelů

| | |
|----|-----------|
| 1 | 76,994.00 |
| 4 | 19,248.50 |
| 7 | 10,999.14 |
| 10 | 7,699.40 |
| 13 | 5,922.62 |
| 16 | 4,812.13 |
| 19 | 4,052.32 |
| 22 | 3,499.73 |

| | |
|----|----------|
| 25 | 3,079.76 |
| 28 | 2,749.79 |
| 31 | 2,483.68 |

Mandáty Dánský dělitel

4

Středoče

SPOLU – ODS, KDU-ČSL, TOP 09

Počet hlasů

203,091

řada dělitelů

| | |
|----|------------|
| 1 | 203,091.00 |
| 4 | 50,772.75 |
| 7 | 29,013.00 |
| 10 | 20,309.10 |
| 13 | 15,622.38 |
| 16 | 12,693.19 |
| 19 | 10,689.00 |
| 22 | 9,231.41 |
| 25 | 8,123.64 |
| 28 | 7,253.25 |
| 31 | 6,551.32 |
| 34 | 5,973.26 |
| 37 | 5,488.95 |
| 40 | 5,077.28 |
| 43 | 4,723.05 |
| 46 | 4,415.02 |
| 49 | 4,144.71 |
| 52 | 3,905.60 |
| 55 | 3,692.56 |
| 58 | 3,501.57 |
| 61 | 3,329.36 |
| 64 | 3,173.30 |
| 67 | 3,031.21 |
| 70 | 2,901.30 |
| 73 | 2,782.07 |
| 76 | 2,672.25 |

Mandáty Dánský dělitel

9

kraj Hlavní n

Počet hlasů

251,090

řada dělitelů

| | |
|----|------------|
| 1 | 251,090.00 |
| 4 | 62,772.50 |
| 7 | 35,870.00 |
| 10 | 25,109.00 |
| 13 | 19,314.62 |
| 16 | 15,693.13 |
| 19 | 13,215.26 |
| 22 | 11,413.18 |
| 25 | 10,043.60 |
| 28 | 8,967.50 |
| 31 | 8,099.68 |
| 34 | 7,385.00 |
| 37 | 6,786.22 |
| 40 | 6,277.25 |
| 43 | 5,839.30 |
| 46 | 5,458.48 |
| 49 | 5,124.29 |
| 52 | 4,828.65 |
| 55 | 4,565.27 |
| 58 | 4,329.14 |
| 61 | 4,116.23 |
| 64 | 3,923.28 |
| 67 | 3,747.61 |

Mandáty Dánský dělitel

11

Mandáty Dánský dělitel

Karlovar

SPOLU – ODS, KDU-ČSL, TOP 09

| | | |
|------------------------|---------------|-----------|
| Počet hlasů | | 26,355 |
| | řada dělitelů | |
| | 1 | 26,355.00 |
| | 4 | 6,588.75 |
| | 7 | 3,765.00 |
| | 10 | 2,635.50 |
| | 13 | 2,027.31 |
| Mandáty Dánský dělitel | | 1 |

Ústeck

SPOLU – ODS, KDU-ČSL, TOP 09

| | | |
|------------------------|---------------|-----------|
| Počet hlasů | | 74,565 |
| | řada dělitelů | |
| | 1 | 74,565.00 |
| | 4 | 18,641.25 |
| | 7 | 10,652.14 |
| | 10 | 7,456.50 |
| | 13 | 5,735.77 |
| | 16 | 4,660.31 |
| | 19 | 3,924.47 |
| | 22 | 3,389.32 |
| | 25 | 2,982.60 |
| | 28 | 2,663.04 |
| | 31 | 2,405.32 |
| | 34 | 2,193.09 |
| | 37 | 2,015.27 |
| | 40 | 1,864.13 |
| Mandáty Dánský dělitel | | 3 |

Liberec

SPOLU – ODS, KDU-ČSL, TOP 09

| | | |
|------------------------|---------------|-----------|
| Počet hlasů | | 50,464 |
| | řada dělitelů | |
| | 1 | 50,464.00 |
| | 4 | 12,616.00 |
| | 7 | 7,209.14 |
| | 10 | 5,046.40 |
| | 13 | 3,881.85 |
| | 16 | 3,154.00 |
| | 19 | 2,656.00 |
| | 22 | 2,293.82 |
| Mandáty Dánský dělitel | | 2 |

Královehra

SPOLU – ODS, KDU-ČSL, TOP 09

| | | |
|------------------------|---------------|-----------|
| Počet hlasů | | 84,166 |
| | řada dělitelů | |
| | 1 | 84,166.00 |
| | 4 | 21,041.50 |
| | 7 | 12,023.71 |
| | 10 | 8,416.60 |
| | 13 | 6,474.31 |
| | 16 | 5,260.38 |
| | 19 | 4,429.79 |
| | 22 | 3,825.73 |
| | 25 | 3,366.64 |
| | 28 | 3,005.93 |
| | 31 | 2,715.03 |
| Mandáty Dánský dělitel | | 4 |

Pardubi

SPOLU – ODS, KDU-ČSL, TOP 09

| | | |
|-------------|---------------|--------|
| Počet hlasů | | 78,163 |
| | řada dělitelů | |

| | |
|----|-----------|
| 1 | 78,163.00 |
| 4 | 19,540.75 |
| 7 | 11,166.14 |
| 10 | 7,816.30 |
| 13 | 6,012.54 |
| 16 | 4,885.19 |
| 19 | 4,113.84 |
| 22 | 3,552.86 |
| 25 | 3,126.52 |
| 28 | 2,791.54 |

Mandáty Dánský dělitel

4

Olomou

SPOLU – ODS, KDU-ČSL, TOP 09

Počet hlasů

79,715

řada dělitelů

| | |
|----|-----------|
| 1 | 79,715.00 |
| 4 | 19,928.75 |
| 7 | 11,387.86 |
| 10 | 7,971.50 |
| 13 | 6,131.92 |
| 16 | 4,982.19 |
| 19 | 4,195.53 |
| 22 | 3,623.41 |
| 25 | 3,188.60 |
| 28 | 2,846.96 |
| 31 | 2,571.45 |
| 34 | 2,344.56 |

Mandáty Dánský dělitel

4

Moravkos

SPOLU – ODS, KDU-ČSL, TOP 09

Počet hlasů

119,457

řada dělitelů

| | |
|---|------------|
| 1 | 119,457.00 |
| 4 | 29,864.25 |

| | |
|----|-----------|
| 7 | 17,065.29 |
| 10 | 11,945.70 |
| 13 | 9,189.00 |
| 16 | 7,466.06 |
| 19 | 6,287.21 |
| 22 | 5,429.86 |
| 25 | 4,778.28 |
| 28 | 4,266.32 |
| 31 | 3,853.45 |
| 34 | 3,513.44 |
| 37 | 3,228.57 |
| 40 | 2,986.43 |
| 43 | 2,778.07 |
| 46 | 2,596.89 |
| 49 | 2,437.90 |
| 52 | 2,297.25 |
| 55 | 2,171.95 |
| 58 | 2,059.60 |
| 61 | 1,958.31 |
| 64 | 1,866.52 |

Mandáty Dánský dělitel

6

Zlínsk

SPOLU – ODS, KDU-ČSL, TOP 09

Počet hlasů

87,019

řada dělitelů

| | |
|----|-----------|
| 1 | 87,019.00 |
| 4 | 21,754.75 |
| 7 | 12,431.29 |
| 10 | 8,701.90 |
| 13 | 6,693.77 |
| 16 | 5,438.69 |
| 19 | 4,579.95 |
| 22 | 3,955.41 |
| 25 | 3,480.76 |
| 28 | 3,107.82 |
| 31 | 2,807.06 |
| 34 | 2,559.38 |

Mandáty Dánský dělitel

4

Jihomora

SPOLU – ODS, KDU-ČSL, TOP 09

Počet hlasů

187,497

řada dělitelů

| | |
|----|------------|
| 1 | 187,497.00 |
| 4 | 46,874.25 |
| 7 | 26,785.29 |
| 10 | 18,749.70 |
| 13 | 14,422.85 |
| 16 | 11,718.56 |
| 19 | 9,868.26 |
| 22 | 8,522.59 |
| 25 | 7,499.88 |
| 28 | 6,696.32 |
| 31 | 6,048.29 |
| 34 | 5,514.62 |
| 37 | 5,067.49 |
| 40 | 4,687.43 |
| 43 | 4,360.40 |
| 46 | 4,076.02 |
| 49 | 3,826.47 |
| 52 | 3,605.71 |
| 55 | 3,409.04 |
| 58 | 3,232.71 |
| 61 | 3,073.72 |
| 64 | 2,929.64 |
| 67 | 2,798.46 |

Mandáty Dánský dělitel

9

kraj Vy

SPOLU – ODS, KDU-ČSL, TOP 09

Počet hlasů

77,631

řada dělitelů

| | |
|----|-----------|
| 1 | 77,631.00 |
| 4 | 19,407.75 |
| 7 | 11,090.14 |
| 10 | 7,763.10 |
| 13 | 5,971.62 |
| 16 | 4,851.94 |

| | |
|----|----------|
| 19 | 4,085.84 |
| 22 | 3,528.68 |
| 25 | 3,105.24 |
| 28 | 2,772.54 |

Mandáty Dánský dělitel

4

Jihočes

SPOLU – ODS, KDU-ČSL, TOP 09

Počet hlasů

97,698

řada dělitelů

| | |
|----|-----------|
| 1 | 97,698.00 |
| 4 | 24,424.50 |
| 7 | 13,956.86 |
| 10 | 9,769.80 |
| 13 | 7,515.23 |
| 16 | 6,106.13 |
| 19 | 5,142.00 |
| 22 | 4,440.82 |
| 25 | 3,907.92 |
| 28 | 3,489.21 |
| 31 | 3,151.55 |
| 34 | 2,873.47 |
| 37 | 2,640.49 |

Mandáty Dánský dělitel

5

Plzeňsl

SPOLU – ODS, KDU-ČSL, TOP 09

Počet hlasů

76,994

řada dělitelů

| | |
|----|-----------|
| 1 | 76,994.00 |
| 4 | 19,248.50 |
| 7 | 10,999.14 |
| 10 | 7,699.40 |
| 13 | 5,922.62 |
| 16 | 4,812.13 |
| 19 | 4,052.32 |

| | |
|----|----------|
| 22 | 3,499.73 |
| 25 | 3,079.76 |
| 28 | 2,749.79 |
| 31 | 2,483.68 |

Mandáty Dánský dělitel

4

Středoče

SPOLU – ODS, KDU-ČSL, TOP 09

Počet hlasů

203,091

řada dělitelů

| | |
|----|------------|
| 1 | 203,091.00 |
| 4 | 50,772.75 |
| 7 | 29,013.00 |
| 10 | 20,309.10 |
| 13 | 15,622.38 |
| 16 | 12,693.19 |
| 19 | 10,689.00 |
| 22 | 9,231.41 |
| 25 | 8,123.64 |
| 28 | 7,253.25 |
| 31 | 6,551.32 |
| 34 | 5,973.26 |
| 37 | 5,488.95 |
| 40 | 5,077.28 |
| 43 | 4,723.05 |
| 46 | 4,415.02 |
| 49 | 4,144.71 |
| 52 | 3,905.60 |
| 55 | 3,692.56 |
| 58 | 3,501.57 |
| 61 | 3,329.36 |
| 64 | 3,173.30 |
| 67 | 3,031.21 |
| 70 | 2,901.30 |
| 73 | 2,782.07 |
| 76 | 2,672.25 |

Mandáty Dánský dělitel

9

| | | |
|------------------------|--|------------|
| Počet hlasů | | 251,090 |
| řada dělitelů | | |
| 1 | | 251,090.00 |
| 4 | | 62,772.50 |
| 7 | | 35,870.00 |
| 10 | | 25,109.00 |
| 13 | | 19,314.62 |
| 16 | | 15,693.13 |
| 19 | | 13,215.26 |
| 22 | | 11,413.18 |
| 25 | | 10,043.60 |
| 28 | | 8,967.50 |
| 31 | | 8,099.68 |
| 34 | | 7,385.00 |
| 37 | | 6,786.22 |
| 40 | | 6,277.25 |
| 43 | | 5,839.30 |
| 46 | | 5,458.48 |
| 49 | | 5,124.29 |
| 52 | | 4,828.65 |
| 55 | | 4,565.27 |
| 58 | | 4,329.14 |
| 61 | | 4,116.23 |
| 64 | | 3,923.28 |
| 67 | | 3,747.61 |
| Mandáty Dánský dělitel | | 11 |
| Mandáty Dánský dělitel | | 70 |

Karlovar

SPOLU+PIRSTAN

| | | |
|------------------------|---------------|-----------|
| Počet hlasů | | 44,901 |
| | řada dělitelů | |
| | 1 | 44,901.00 |
| | 4 | 11,225.25 |
| | 7 | 6,414.43 |
| | 10 | 4,490.10 |
| | 13 | 3,453.92 |
| Mandáty Dánský dělitel | | 2 |

Ústeck

SPOLU+PIRSTAN

| | | |
|------------------------|---------------|------------|
| Počet hlasů | | 127,362 |
| | řada dělitelů | |
| | 1 | 127,362.00 |
| | 4 | 31,840.50 |
| | 7 | 18,194.57 |
| | 10 | 12,736.20 |
| | 13 | 9,797.08 |
| | 16 | 7,960.13 |
| | 19 | 6,703.26 |
| | 22 | 5,789.18 |
| | 25 | 5,094.48 |
| | 28 | 4,548.64 |
| | 31 | 4,108.45 |
| | 34 | 3,745.94 |
| | 37 | 3,442.22 |
| | 40 | 3,184.05 |
| Mandáty Dánský dělitel | | 6 |

Liberec

SPOLU+PIRSTAN

Počet hlasů

97,814

řada dělitelů

| | |
|----|-----------|
| 1 | 97,814.00 |
| 4 | 24,453.50 |
| 7 | 13,973.43 |
| 10 | 9,781.40 |
| 13 | 7,524.15 |
| 16 | 6,113.38 |
| 19 | 5,148.11 |
| 22 | 4,446.09 |

Mandáty Dánský dělitel

4

Královehra

SPOLU+PIRSTAN

Počet hlasů

128,717

řada dělitelů

| | |
|----|------------|
| 1 | 128,717.00 |
| 4 | 32,179.25 |
| 7 | 18,388.14 |
| 10 | 12,871.70 |
| 13 | 9,901.31 |
| 16 | 8,044.81 |
| 19 | 6,774.58 |
| 22 | 5,850.77 |
| 25 | 5,148.68 |
| 28 | 4,597.04 |
| 31 | 4,152.16 |

Mandáty Dánský dělitel

6

Pardubi

SPOLU+PIRSTAN

Počet hlasů

116,791

řada dělitelů

| | |
|---|------------|
| 1 | 116,791.00 |
| 4 | 29,197.75 |
| 7 | 16,684.43 |

| | |
|----|-----------|
| 10 | 11,679.10 |
| 13 | 8,983.92 |
| 16 | 7,299.44 |
| 19 | 6,146.89 |
| 22 | 5,308.68 |
| 25 | 4,671.64 |
| 28 | 4,171.11 |

Mandáty Dánský dělitel

5

Olomou

SPOLU+PIRSTAN

Počet hlasů

119,839

řada dělitelů

| | |
|----|------------|
| 1 | 119,839.00 |
| 4 | 29,959.75 |
| 7 | 17,119.86 |
| 10 | 11,983.90 |
| 13 | 9,218.38 |
| 16 | 7,489.94 |
| 19 | 6,307.32 |
| 22 | 5,447.23 |
| 25 | 4,793.56 |
| 28 | 4,279.96 |
| 31 | 3,865.77 |
| 34 | 3,524.68 |

Mandáty Dánský dělitel

6

Moravskos

SPOLU+PIRSTAN

Počet hlasů

183,869

řada dělitelů

| | |
|----|------------|
| 1 | 183,869.00 |
| 4 | 45,967.25 |
| 7 | 26,267.00 |
| 10 | 18,386.90 |
| 13 | 14,143.77 |

| | |
|----|-----------|
| 16 | 11,491.81 |
| 19 | 9,677.32 |
| 22 | 8,357.68 |
| 25 | 7,354.76 |
| 28 | 6,566.75 |
| 31 | 5,931.26 |
| 34 | 5,407.91 |
| 37 | 4,969.43 |
| 40 | 4,596.73 |
| 43 | 4,276.02 |
| 46 | 3,997.15 |
| 49 | 3,752.43 |
| 52 | 3,535.94 |
| 55 | 3,343.07 |
| 58 | 3,170.16 |
| 61 | 3,014.25 |
| 64 | 2,872.95 |

Mandáty Dánský dělitel

9

Zlínsk

SPOLU+PIRSTAN

Počet hlasů

129,136

řada dělitelů

| | |
|----|------------|
| 1 | 129,136.00 |
| 4 | 32,284.00 |
| 7 | 18,448.00 |
| 10 | 12,913.60 |
| 13 | 9,933.54 |
| 16 | 8,071.00 |
| 19 | 6,796.63 |
| 22 | 5,869.82 |
| 25 | 5,165.44 |
| 28 | 4,612.00 |
| 31 | 4,165.68 |
| 34 | 3,798.12 |

Mandáty Dánský dělitel

6

Jihomora

SPOLU+PIRSTAN

Počet hlasů

276,098

řada dělitelů

| | |
|----|------------|
| 1 | 276,098.00 |
| 4 | 69,024.50 |
| 7 | 39,442.57 |
| 10 | 27,609.80 |
| 13 | 21,238.31 |
| 16 | 17,256.13 |
| 19 | 14,531.47 |
| 22 | 12,549.91 |
| 25 | 11,043.92 |
| 28 | 9,860.64 |
| 31 | 8,906.39 |
| 34 | 8,120.53 |
| 37 | 7,462.11 |
| 40 | 6,902.45 |
| 43 | 6,420.88 |
| 46 | 6,002.13 |
| 49 | 5,634.65 |
| 52 | 5,309.58 |
| 55 | 5,019.96 |
| 58 | 4,760.31 |
| 61 | 4,526.20 |
| 64 | 4,314.03 |
| 67 | 4,120.87 |

Mandáty Dánský dělitel

13

kraj Vy

SPOLU+PIRSTAN

Počet hlasů

115,082

řada dělitelů

| | |
|----|------------|
| 1 | 115,082.00 |
| 4 | 28,770.50 |
| 7 | 16,440.29 |
| 10 | 11,508.20 |
| 13 | 8,852.46 |
| 16 | 7,192.63 |
| 19 | 6,056.95 |
| 22 | 5,231.00 |
| 25 | 4,603.28 |

| | | |
|------------------------|----|----------|
| | 28 | 4,110.07 |
| Mandáty Dánský dělitel | | 5 |

Jihočes

SPOLU+PIRSTAN

Počet hlasů 143,055

řada dělitelů

| | |
|----|------------|
| 1 | 143,055.00 |
| 4 | 35,763.75 |
| 7 | 20,436.43 |
| 10 | 14,305.50 |
| 13 | 11,004.23 |
| 16 | 8,940.94 |
| 19 | 7,529.21 |
| 22 | 6,502.50 |
| 25 | 5,722.20 |
| 28 | 5,109.11 |
| 31 | 4,614.68 |
| 34 | 4,207.50 |
| 37 | 3,866.35 |

| | | |
|------------------------|--|---|
| Mandáty Dánský dělitel | | 7 |
|------------------------|--|---|

Plzeňsl

SPOLU+PIRSTAN

Počet hlasů 117,204

řada dělitelů

| | |
|----|------------|
| 1 | 117,204.00 |
| 4 | 29,301.00 |
| 7 | 16,743.43 |
| 10 | 11,720.40 |
| 13 | 9,015.69 |
| 16 | 7,325.25 |
| 19 | 6,168.63 |
| 22 | 5,327.45 |
| 25 | 4,688.16 |
| 28 | 4,185.86 |

31

3,780.77

Mandáty Dánský dělitel

6

Středoče

SPOLU+PIRSTAN

Počet hlasů

340,623

řada dělitelů

| | |
|----|------------|
| 1 | 340,623.00 |
| 4 | 85,155.75 |
| 7 | 48,660.43 |
| 10 | 34,062.30 |
| 13 | 26,201.77 |
| 16 | 21,288.94 |
| 19 | 17,927.53 |
| 22 | 15,482.86 |
| 25 | 13,624.92 |
| 28 | 12,165.11 |
| 31 | 10,987.84 |
| 34 | 10,018.32 |
| 37 | 9,206.03 |
| 40 | 8,515.58 |
| 43 | 7,921.47 |
| 46 | 7,404.85 |
| 49 | 6,951.49 |
| 52 | 6,550.44 |
| 55 | 6,193.15 |
| 58 | 5,872.81 |
| 61 | 5,583.98 |
| 64 | 5,322.23 |
| 67 | 5,083.93 |
| 70 | 4,866.04 |
| 73 | 4,666.07 |
| 76 | 4,481.88 |

Mandáty Dánský dělitel

15

kraj Hlavní n

SPOLU+PIRSTAN

Počet hlasů

393,190

řada dělitelů

| | |
|----|------------|
| 1 | 393,190.00 |
| 4 | 98,297.50 |
| 7 | 56,170.00 |
| 10 | 39,319.00 |
| 13 | 30,245.38 |
| 16 | 24,574.38 |
| 19 | 20,694.21 |
| 22 | 17,872.27 |
| 25 | 15,727.60 |
| 28 | 14,042.50 |
| 31 | 12,683.55 |
| 34 | 11,564.41 |
| 37 | 10,626.76 |
| 40 | 9,829.75 |
| 43 | 9,143.95 |
| 46 | 8,547.61 |
| 49 | 8,024.29 |
| 52 | 7,561.35 |
| 55 | 7,148.91 |
| 58 | 6,779.14 |
| 61 | 6,445.74 |
| 64 | 6,143.59 |
| 67 | 5,868.51 |

Mandáty Dánský dělitel

17

Mandáty Dánský dělitel

SPOLU+PIRSTAN

107

řský kraj

5 mandátů

| ANO 2011 | PIRÁTI a STAROSTOVÉ | Svoboda a př. demokracie (SPD) |
|-----------|---------------------|--------------------------------|
| 43,081 | 18,546 | 16,629 |
| 43,081.00 | 18,546.00 | 16,629.00 |
| 10,770.25 | 4,636.50 | 4,157.25 |
| 6,154.43 | 2,649.43 | 2,375.57 |
| 4,308.10 | 1,854.60 | 1,662.90 |
| 3,313.92 | 1,426.62 | 1,279.15 |
| 2 | 1 | 1 |

ý kraj

14 mandátů

| ANO 2011 | PIRÁTI a STAROSTOVÉ | Svoboda a př. demokracie (SPD) |
|------------|---------------------|--------------------------------|
| 134,322 | 52,797 | 44,774 |
| 134,322.00 | 52,797.00 | 44,774.00 |
| 33,580.50 | 13,199.25 | 11,193.50 |
| 19,188.86 | 7,542.43 | 6,396.29 |
| 13,432.20 | 5,279.70 | 4,477.40 |
| 10,332.46 | 4,061.31 | 3,444.15 |
| 8,395.13 | 3,299.81 | 2,798.38 |
| 7,069.58 | 2,778.79 | 2,356.53 |
| 6,105.55 | 2,399.86 | 2,035.18 |
| 5,372.88 | 2,111.88 | 1,790.96 |
| 4,797.21 | 1,885.61 | 1,599.07 |
| 4,332.97 | 1,703.13 | 1,444.32 |
| 3,950.65 | 1,552.85 | 1,316.88 |
| 3,630.32 | 1,426.95 | 1,210.11 |
| 3,358.05 | 1,319.93 | 1,119.35 |
| 6 | 3 | 2 |

ský kraj

8 mandátů

| ANO 2011 | PIRÁTI a STAROSTOVÉ | Svoboda a př. demokracie (SPD) |
|-----------|---------------------|--------------------------------|
| 59,515 | 47,350 | 24,384 |
| 59,515.00 | 47,350.00 | 24,384.00 |
| 14,878.75 | 11,837.50 | 6,096.00 |
| 8,502.14 | 6,764.29 | 3,483.43 |
| 5,951.50 | 4,735.00 | 2,438.40 |
| 4,578.08 | 3,642.31 | 1,875.69 |
| 3,719.69 | 2,959.38 | 1,524.00 |
| 3,132.37 | 2,492.11 | 1,283.37 |
| 2,705.23 | 2,152.27 | 1,108.36 |
| 3 | 2 | 1 |

středočeský kraj

11 mandátů

| ANO 2011 | PIRÁTI a STAROSTOVÉ | Svoboda a př. demokracie (SPD) |
|-----------|---------------------|--------------------------------|
| 79,463 | 44,551 | 26,661 |
| 79,463.00 | 44,551.00 | 26,661.00 |
| 19,865.75 | 11,137.75 | 6,665.25 |
| 11,351.86 | 6,364.43 | 3,808.71 |
| 7,946.30 | 4,455.10 | 2,666.10 |
| 6,112.54 | 3,427.00 | 2,050.85 |
| 4,966.44 | 2,784.44 | 1,666.31 |
| 4,182.26 | 2,344.79 | 1,403.21 |
| 3,611.95 | 2,025.05 | 1,211.86 |
| 3,178.52 | 1,782.04 | 1,066.44 |
| 2,837.96 | 1,591.11 | 952.18 |
| 2,563.32 | 1,437.13 | 860.03 |
| 4 | 2 | 1 |

středočeský kraj

10 mandátů

| ANO 2011 | PIRÁTI a STAROSTOVÉ | Svoboda a př. demokracie (SPD) |
|-----------|---------------------|--------------------------------|
| 73,556 | 38,628 | 25,673 |
| 73,556.00 | 38,628.00 | 25,673.00 |

| | | |
|-----------|----------|----------|
| 18,389.00 | 9,657.00 | 6,418.25 |
| 10,508.00 | 5,518.29 | 3,667.57 |
| 7,355.60 | 3,862.80 | 2,567.30 |
| 5,658.15 | 2,971.38 | 1,974.85 |
| 4,597.25 | 2,414.25 | 1,604.56 |
| 3,871.37 | 2,033.05 | 1,351.21 |
| 3,343.45 | 1,755.82 | 1,166.95 |
| 2,942.24 | 1,545.12 | 1,026.92 |
| 2,627.00 | 1,379.57 | 916.89 |
| 3 | 2 | 1 |

cký kraj

12 mandátů

| ANO 2011 | PIRÁTI a STAROSTOVÉ | Svoboda a př. demokracie (SPD) |
|-----------|---------------------|--------------------------------|
| 96,714 | 40,124 | 39,759 |
| 96,714.00 | 40,124.00 | 39,759.00 |
| 24,178.50 | 10,031.00 | 9,939.75 |
| 13,816.29 | 5,732.00 | 5,679.86 |
| 9,671.40 | 4,012.40 | 3,975.90 |
| 7,439.54 | 3,086.46 | 3,058.38 |
| 6,044.63 | 2,507.75 | 2,484.94 |
| 5,090.21 | 2,111.79 | 2,092.58 |
| 4,396.09 | 1,823.82 | 1,807.23 |
| 3,868.56 | 1,604.96 | 1,590.36 |
| 3,454.07 | 1,433.00 | 1,419.96 |
| 3,119.81 | 1,294.32 | 1,282.55 |
| 2,844.53 | 1,180.12 | 1,169.38 |
| 4 | 2 | 2 |

slézský kraj

22 mandátů

| ANO 2011 | PIRÁTI a STAROSTOVÉ | Svoboda a př. demokracie (SPD) |
|------------|---------------------|--------------------------------|
| 195,176 | 64,412 | 74,191 |
| 195,176.00 | 64,412.00 | 74,191.00 |
| 48,794.00 | 16,103.00 | 18,547.75 |
| 27,882.29 | 9,201.71 | 10,598.71 |

| | | |
|-----------|----------|----------|
| 19,517.60 | 6,441.20 | 7,419.10 |
| 15,013.54 | 4,954.77 | 5,707.00 |
| 12,198.50 | 4,025.75 | 4,636.94 |
| 10,272.42 | 3,390.11 | 3,904.79 |
| 8,871.64 | 2,927.82 | 3,372.32 |
| 7,807.04 | 2,576.48 | 2,967.64 |
| 6,970.57 | 2,300.43 | 2,649.68 |
| 6,296.00 | 2,077.81 | 2,393.26 |
| 5,740.47 | 1,894.47 | 2,182.09 |
| 5,275.03 | 1,740.86 | 2,005.16 |
| 4,879.40 | 1,610.30 | 1,854.78 |
| 4,538.98 | 1,497.95 | 1,725.37 |
| 4,242.96 | 1,400.26 | 1,612.85 |
| 3,983.18 | 1,314.53 | 1,514.10 |
| 3,753.38 | 1,238.69 | 1,426.75 |
| 3,548.65 | 1,171.13 | 1,348.93 |
| 3,365.10 | 1,110.55 | 1,279.16 |
| 3,199.61 | 1,055.93 | 1,216.25 |
| 3,049.63 | 1,006.44 | 1,159.23 |
| 9 | 3 | 4 |

ý kraj

12 mandátů

| ANO 2011 | PIRÁTI a STAROSTOVÉ | Svoboda a př. demokracie (SPD) |
|-----------|---------------------|--------------------------------|
| 84,534 | 42,117 | 35,662 |
| 84,534.00 | 42,117.00 | 35,662.00 |
| 21,133.50 | 10,529.25 | 8,915.50 |
| 12,076.29 | 6,016.71 | 5,094.57 |
| 8,453.40 | 4,211.70 | 3,566.20 |
| 6,502.62 | 3,239.77 | 2,743.23 |
| 5,283.38 | 2,632.31 | 2,228.88 |
| 4,449.16 | 2,216.68 | 1,876.95 |
| 3,842.45 | 1,914.41 | 1,621.00 |
| 3,381.36 | 1,684.68 | 1,426.48 |
| 3,019.07 | 1,504.18 | 1,273.64 |
| 2,726.90 | 1,358.61 | 1,150.39 |
| 2,486.29 | 1,238.74 | 1,048.88 |
| 4 | 2 | 2 |

ivský kraj

23 mandátů

ANO 2011 PIRÁTI a STAROSTOVÉ Svoboda a př. demokracie (SPD)

158,362 88,601 58,427

158,362.00 88,601.00 58,427.00

39,590.50 22,150.25 14,606.75

22,623.14 12,657.29 8,346.71

15,836.20 8,860.10 5,842.70

12,181.69 6,815.46 4,494.38

9,897.63 5,537.56 3,651.69

8,334.84 4,663.21 3,075.11

7,198.27 4,027.32 2,655.77

6,334.48 3,544.04 2,337.08

5,655.79 3,164.32 2,086.68

5,108.45 2,858.10 1,884.74

4,657.71 2,605.91 1,718.44

4,280.05 2,394.62 1,579.11

3,959.05 2,215.03 1,460.68

3,682.84 2,060.49 1,358.77

3,442.65 1,926.11 1,270.15

3,231.88 1,808.18 1,192.39

3,045.42 1,703.87 1,123.60

2,879.31 1,610.93 1,062.31

2,730.38 1,527.60 1,007.36

2,596.10 1,452.48 957.82

2,474.41 1,384.39 912.92

2,363.61 1,322.40 872.04

7 4 3

sočina

10 mandátů

ANO 2011 PIRÁTI a STAROSTOVÉ Svoboda a př. demokracie (SPD)

74,113 37,451 24,729

74,113.00 37,451.00 24,729.00

18,528.25 9,362.75 6,182.25

10,587.57 5,350.14 3,532.71

7,411.30 3,745.10 2,472.90

5,701.00 2,880.85 1,902.23

4,632.06 2,340.69 1,545.56

3,900.68 1,971.11 1,301.53

| | | |
|----------|----------|----------|
| 3,368.77 | 1,702.32 | 1,124.05 |
| 2,964.52 | 1,498.04 | 989.16 |
| 2,646.89 | 1,337.54 | 883.18 |

3

2

1

středočeský kraj

13 mandátů

ANO 2011 PIRÁTI a STAROSTOVÉ Svoboda a př. demokracie (SPD)

89,509

45,357

30,183

89,509.00 45,357.00 30,183.00

22,377.25 11,339.25 7,545.75

12,787.00 6,479.57 4,311.86

8,950.90 4,535.70 3,018.30

6,885.31 3,489.00 2,321.77

5,594.31 2,834.81 1,886.44

4,711.00 2,387.21 1,588.58

4,068.59 2,061.68 1,371.95

3,580.36 1,814.28 1,207.32

3,196.75 1,619.89 1,077.96

2,887.39 1,463.13 973.65

2,632.62 1,334.03 887.74

2,419.16 1,225.86 815.76

4

2

2

středočeský kraj

11 mandátů

ANO 2011 PIRÁTI a STAROSTOVÉ Svoboda a př. demokracie (SPD)

84,107

40,210

28,874

84,107.00 40,210.00 28,874.00

21,026.75 10,052.50 7,218.50

12,015.29 5,744.29 4,124.86

8,410.70 4,021.00 2,887.40

6,469.77 3,093.08 2,221.08

5,256.69 2,513.13 1,804.63

4,426.68 2,116.32 1,519.68

3,823.05 1,827.73 1,312.45

| | | |
|----------|----------|----------|
| 3,364.28 | 1,608.40 | 1,154.96 |
| 3,003.82 | 1,436.07 | 1,031.21 |
| 2,713.13 | 1,297.10 | 931.42 |
| 4 | 2 | 1 |

český kraj

26 mandátů

| | | |
|----------|---------------------|--------------------------------|
| ANO 2011 | PIRÁTI a STAROSTOVÉ | Svoboda a př. demokracie (SPD) |
|----------|---------------------|--------------------------------|

| | | |
|---------|---------|--------|
| 176,100 | 137,532 | 55,105 |
|---------|---------|--------|

| | | |
|------------|------------|-----------|
| 176,100.00 | 137,532.00 | 55,105.00 |
| 44,025.00 | 34,383.00 | 13,776.25 |
| 25,157.14 | 19,647.43 | 7,872.14 |
| 17,610.00 | 13,753.20 | 5,510.50 |
| 13,546.15 | 10,579.38 | 4,238.85 |
| 11,006.25 | 8,595.75 | 3,444.06 |
| 9,268.42 | 7,238.53 | 2,900.26 |
| 8,004.55 | 6,251.45 | 2,504.77 |
| 7,044.00 | 5,501.28 | 2,204.20 |
| 6,289.29 | 4,911.86 | 1,968.04 |
| 5,680.65 | 4,436.52 | 1,777.58 |
| 5,179.41 | 4,045.06 | 1,620.74 |
| 4,759.46 | 3,717.08 | 1,489.32 |
| 4,402.50 | 3,438.30 | 1,377.63 |
| 4,095.35 | 3,198.42 | 1,281.51 |
| 3,828.26 | 2,989.83 | 1,197.93 |
| 3,593.88 | 2,806.78 | 1,124.59 |
| 3,386.54 | 2,644.85 | 1,059.71 |
| 3,201.82 | 2,500.58 | 1,001.91 |
| 3,036.21 | 2,371.24 | 950.09 |
| 2,886.89 | 2,254.62 | 903.36 |
| 2,751.56 | 2,148.94 | 861.02 |
| 2,628.36 | 2,052.72 | 822.46 |
| 2,515.71 | 1,964.74 | 787.21 |
| 2,412.33 | 1,884.00 | 754.86 |
| 2,317.11 | 1,809.63 | 725.07 |

| | | |
|---|---|---|
| 8 | 6 | 3 |
|---|---|---|

ěsto Praha

23 mandátů

| ANO 2011 | PIRÁTI a STAROSTOVÉ | Svoboda a př. demokracie (SPD) |
|------------|---------------------|--------------------------------|
| 109,588 | 142,100 | 28,859 |
| 109,588.00 | 142,100.00 | 28,859.00 |
| 27,397.00 | 35,525.00 | 7,214.75 |
| 15,655.43 | 20,300.00 | 4,122.71 |
| 10,958.80 | 14,210.00 | 2,885.90 |
| 8,429.85 | 10,930.77 | 2,219.92 |
| 6,849.25 | 8,881.25 | 1,803.69 |
| 5,767.79 | 7,478.95 | 1,518.89 |
| 4,981.27 | 6,459.09 | 1,311.77 |
| 4,383.52 | 5,684.00 | 1,154.36 |
| 3,913.86 | 5,075.00 | 1,030.68 |
| 3,535.10 | 4,583.87 | 930.94 |
| 3,223.18 | 4,179.41 | 848.79 |
| 2,961.84 | 3,840.54 | 779.97 |
| 2,739.70 | 3,552.50 | 721.48 |
| 2,548.56 | 3,304.65 | 671.14 |
| 2,382.35 | 3,089.13 | 627.37 |
| 2,236.49 | 2,900.00 | 588.96 |
| 2,107.46 | 2,732.69 | 554.98 |
| 1,992.51 | 2,583.64 | 524.71 |
| 1,889.45 | 2,450.00 | 497.57 |
| 1,796.52 | 2,329.51 | 473.10 |
| 1,712.31 | 2,220.31 | 450.92 |
| 1,635.64 | 2,120.90 | 430.73 |
| 5 | 6 | 1 |

| | | |
|----------|---------------------|--------------------------------|
| ANO 2011 | PIRÁTI a STAROSTOVÉ | Svoboda a př. demokracie (SPD) |
| 66 | 39 | 25 |

řský kraj

5 mandátů

ANO 2011+ SPD

PIRÁTI a STAROSTOVÉ

59,710

18,546

59,710.00

18,546.00

14,927.50

4,636.50

8,530.00

2,649.43

5,971.00

1,854.60

4,593.08

1,426.62

3

1

ý kraj

14 mandátů

ANO 2011+ SPD

PIRÁTI a STAROSTOVÉ

179,096

52,797

179,096.00

52,797.00

44,774.00

13,199.25

25,585.14

7,542.43

17,909.60

5,279.70

13,776.62

4,061.31

11,193.50

3,299.81

9,426.11

2,778.79

8,140.73

2,399.86

7,163.84

2,111.88

6,396.29

1,885.61

5,777.29

1,703.13

5,267.53

1,552.85

4,840.43

1,426.95

4,477.40

1,319.93

8

3

ský kraj

8 mandátů

ANO 2011+ SPD

PIRÁTI a STAROSTOVÉ

83,899

47,350

83,899.00

47,350.00

20,974.75

11,837.50

11,985.57

6,764.29

8,389.90

4,735.00

6,453.77

3,642.31

5,243.69

2,959.38

4,415.74

2,492.11

3,813.59

2,152.27

4

2

středočeský kraj

11 mandátů

ANO 2011+ SPD

PIRÁTI a STAROSTOVÉ

106,124

44,551

106,124.00

44,551.00

26,531.00

11,137.75

15,160.57

6,364.43

10,612.40

4,455.10

8,163.38

3,427.00

6,632.75

2,784.44

5,585.47

2,344.79

4,823.82

2,025.05

4,244.96

1,782.04

3,790.14

1,591.11

3,423.35

1,437.13

5

2

středočeský kraj

10 mandátů

ANO 2011+ SPD

PIRÁTI a STAROSTOVÉ

99,229

38,628

| | |
|-----------|-----------|
| 99,229.00 | 38,628.00 |
| 24,807.25 | 9,657.00 |
| 14,175.57 | 5,518.29 |
| 9,922.90 | 3,862.80 |
| 7,633.00 | 2,971.38 |
| 6,201.81 | 2,414.25 |
| 5,222.58 | 2,033.05 |
| 4,510.41 | 1,755.82 |
| 3,969.16 | 1,545.12 |
| 3,543.89 | 1,379.57 |
| 4 | 2 |

středočeský kraj

12 mandátů

ANO 2011+ SPD

PIRÁTI a STAROSTOVÉ

136,473

40,124

| | |
|------------|-----------|
| 136,473.00 | 40,124.00 |
| 34,118.25 | 10,031.00 |
| 19,496.14 | 5,732.00 |
| 13,647.30 | 4,012.40 |
| 10,497.92 | 3,086.46 |
| 8,529.56 | 2,507.75 |
| 7,182.79 | 2,111.79 |
| 6,203.32 | 1,823.82 |
| 5,458.92 | 1,604.96 |
| 4,874.04 | 1,433.00 |
| 4,402.35 | 1,294.32 |
| 4,013.91 | 1,180.12 |
| 6 | 2 |

slzezký kraj

22 mandátů

ANO 2011+ SPD

PIRÁTI a STAROSTOVÉ

269,367

64,412

| | |
|------------|-----------|
| 269,367.00 | 64,412.00 |
| 67,341.75 | 16,103.00 |

| | |
|-----------|----------|
| 38,481.00 | 9,201.71 |
| 26,936.70 | 6,441.20 |
| 20,720.54 | 4,954.77 |
| 16,835.44 | 4,025.75 |
| 14,177.21 | 3,390.11 |
| 12,243.95 | 2,927.82 |
| 10,774.68 | 2,576.48 |
| 9,620.25 | 2,300.43 |
| 8,689.26 | 2,077.81 |
| 7,922.56 | 1,894.47 |
| 7,280.19 | 1,740.86 |
| 6,734.18 | 1,610.30 |
| 6,264.35 | 1,497.95 |
| 5,855.80 | 1,400.26 |
| 5,497.29 | 1,314.53 |
| 5,180.13 | 1,238.69 |
| 4,897.58 | 1,171.13 |
| 4,644.26 | 1,110.55 |
| 4,415.85 | 1,055.93 |
| 4,208.86 | 1,006.44 |
| 13 | 3 |

ý kraj

12 mandátů

ANO 2011+ SPD

PIRÁTI a STAROSTOVÉ

120,196

42,117

| | |
|------------|-----------|
| 120,196.00 | 42,117.00 |
| 30,049.00 | 10,529.25 |
| 17,170.86 | 6,016.71 |
| 12,019.60 | 4,211.70 |
| 9,245.85 | 3,239.77 |
| 7,512.25 | 2,632.31 |
| 6,326.11 | 2,216.68 |
| 5,463.45 | 1,914.41 |
| 4,807.84 | 1,684.68 |
| 4,292.71 | 1,504.18 |
| 3,877.29 | 1,358.61 |
| 3,535.18 | 1,238.74 |
| 6 | 2 |

ivský kraj

23 mandátů

ANO 2011+ SPD

PIRÁTI a STAROSTOVÉ

216,789

88,601

216,789.00

88,601.00

54,197.25

22,150.25

30,969.86

12,657.29

21,678.90

8,860.10

16,676.08

6,815.46

13,549.31

5,537.56

11,409.95

4,663.21

9,854.05

4,027.32

8,671.56

3,544.04

7,742.46

3,164.32

6,993.19

2,858.10

6,376.15

2,605.91

5,859.16

2,394.62

5,419.73

2,215.03

5,041.60

2,060.49

4,712.80

1,926.11

4,424.27

1,808.18

4,169.02

1,703.87

3,941.62

1,610.93

3,737.74

1,527.60

3,553.92

1,452.48

3,387.33

1,384.39

3,235.66

1,322.40

10

4

sočina

10 mandátů

ANO 2011+ SPD

PIRÁTI a STAROSTOVÉ

98,842

37,451

98,842.00

37,451.00

24,710.50

9,362.75

14,120.29

5,350.14

9,884.20

3,745.10

7,603.23

2,880.85

6,177.63

2,340.69

| | |
|----------|----------|
| 5,202.21 | 1,971.11 |
| 4,492.82 | 1,702.32 |
| 3,953.68 | 1,498.04 |
| 3,530.07 | 1,337.54 |

4

2

ický kraj

13 mandátů

ANO 2011+ SPD

PIRÁTI a STAROSTOVÉ

119,692

45,357

119,692.00

45,357.00

29,923.00

11,339.25

17,098.86

6,479.57

11,969.20

4,535.70

9,207.08

3,489.00

7,480.75

2,834.81

6,299.58

2,387.21

5,440.55

2,061.68

4,787.68

1,814.28

4,274.71

1,619.89

3,861.03

1,463.13

3,520.35

1,334.03

3,234.92

1,225.86

6

2

ický kraj

11 mandátů

ANO 2011+ SPD

PIRÁTI a STAROSTOVÉ

112,981

40,210

112,981.00

40,210.00

28,245.25

10,052.50

16,140.14

5,744.29

11,298.10

4,021.00

8,690.85

3,093.08

7,061.31

2,513.13

5,946.37

2,116.32

| | |
|----------|----------|
| 5,135.50 | 1,827.73 |
| 4,519.24 | 1,608.40 |
| 4,035.04 | 1,436.07 |
| 3,644.55 | 1,297.10 |

5

2

český kraj

26 mandátů

ANO 2011+ SPD

PIRÁTI a STAROSTOVÉ

231,205

137,532

| | |
|------------|------------|
| 231,205.00 | 137,532.00 |
| 57,801.25 | 34,383.00 |
| 33,029.29 | 19,647.43 |
| 23,120.50 | 13,753.20 |
| 17,785.00 | 10,579.38 |
| 14,450.31 | 8,595.75 |
| 12,168.68 | 7,238.53 |
| 10,509.32 | 6,251.45 |
| 9,248.20 | 5,501.28 |
| 8,257.32 | 4,911.86 |
| 7,458.23 | 4,436.52 |
| 6,800.15 | 4,045.06 |
| 6,248.78 | 3,717.08 |
| 5,780.13 | 3,438.30 |
| 5,376.86 | 3,198.42 |
| 5,026.20 | 2,989.83 |
| 4,718.47 | 2,806.78 |
| 4,446.25 | 2,644.85 |
| 4,203.73 | 2,500.58 |
| 3,986.29 | 2,371.24 |
| 3,790.25 | 2,254.62 |
| 3,612.58 | 2,148.94 |
| 3,450.82 | 2,052.72 |
| 3,302.93 | 1,964.74 |
| 3,167.19 | 1,884.00 |
| 3,042.17 | 1,809.63 |

11

6

něsto Praha

23 mandátů

ANO 2011+ SPD

PIRÁTI a STAROSTOVÉ

138,447

142,100

138,447.00

142,100.00

34,611.75

35,525.00

19,778.14

20,300.00

13,844.70

14,210.00

10,649.77

10,930.77

8,652.94

8,881.25

7,286.68

7,478.95

6,293.05

6,459.09

5,537.88

5,684.00

4,944.54

5,075.00

4,466.03

4,583.87

4,071.97

4,179.41

3,741.81

3,840.54

3,461.18

3,552.50

3,219.70

3,304.65

3,009.72

3,089.13

2,825.45

2,900.00

2,662.44

2,732.69

2,517.22

2,583.64

2,387.02

2,450.00

2,269.62

2,329.51

2,163.23

2,220.31

2,066.37

2,120.90

6

6

ANO 2011+ SPD

PIRÁTI a STAROSTOVÉ

Celkem

91

39

200

středočeský kraj

5 mandátů

ANO 2011

SPD

43,081

16,629

43,081.00

16,629.00

10,770.25

4,157.25

6,154.43

2,375.57

4,308.10

1,662.90

3,313.92

1,279.15

2

1

středočeský kraj

14 mandátů

ANO 2011

SPD

134,322

44,774

134,322.00

44,774.00

33,580.50

11,193.50

19,188.86

6,396.29

13,432.20

4,477.40

10,332.46

3,444.15

8,395.13

2,798.38

7,069.58

2,356.53

6,105.55

2,035.18

5,372.88

1,790.96

4,797.21

1,599.07

4,332.97

1,444.32

3,950.65

1,316.88

3,630.32

1,210.11

3,358.05

1,119.35

6

2

středočeský kraj

8 mandátů

ANO 2011

SPD

| | |
|--------|--------|
| 59,515 | 24,384 |
|--------|--------|

| | |
|-----------|-----------|
| 59,515.00 | 24,384.00 |
|-----------|-----------|

| | |
|-----------|----------|
| 14,878.75 | 6,096.00 |
|-----------|----------|

| | |
|----------|----------|
| 8,502.14 | 3,483.43 |
|----------|----------|

| | |
|----------|----------|
| 5,951.50 | 2,438.40 |
|----------|----------|

| | |
|----------|----------|
| 4,578.08 | 1,875.69 |
|----------|----------|

| | |
|----------|----------|
| 3,719.69 | 1,524.00 |
|----------|----------|

| | |
|----------|----------|
| 3,132.37 | 1,283.37 |
|----------|----------|

| | |
|----------|----------|
| 2,705.23 | 1,108.36 |
|----------|----------|

3

1

středočeský kraj

11 mandátů

| | |
|----------|-----|
| ANO 2011 | SPD |
|----------|-----|

| | |
|--------|--------|
| 79,463 | 26,661 |
|--------|--------|

| | |
|-----------|-----------|
| 79,463.00 | 26,661.00 |
|-----------|-----------|

| | |
|-----------|----------|
| 19,865.75 | 6,665.25 |
|-----------|----------|

| | |
|-----------|----------|
| 11,351.86 | 3,808.71 |
|-----------|----------|

| | |
|----------|----------|
| 7,946.30 | 2,666.10 |
|----------|----------|

| | |
|----------|----------|
| 6,112.54 | 2,050.85 |
|----------|----------|

| | |
|----------|----------|
| 4,966.44 | 1,666.31 |
|----------|----------|

| | |
|----------|----------|
| 4,182.26 | 1,403.21 |
|----------|----------|

| | |
|----------|----------|
| 3,611.95 | 1,211.86 |
|----------|----------|

| | |
|----------|----------|
| 3,178.52 | 1,066.44 |
|----------|----------|

| | |
|----------|--------|
| 2,837.96 | 952.18 |
|----------|--------|

| | |
|----------|--------|
| 2,563.32 | 860.03 |
|----------|--------|

4

1

středočeský kraj

10 mandátů

| | |
|----------|-----|
| ANO 2011 | SPD |
|----------|-----|

| | |
|--------|--------|
| 73,556 | 25,673 |
|--------|--------|

| | |
|-----------|-----------|
| 73,556.00 | 25,673.00 |
|-----------|-----------|

| | |
|-----------|----------|
| 18,389.00 | 6,418.25 |
|-----------|----------|

| | |
|-----------|----------|
| 10,508.00 | 3,667.57 |
|-----------|----------|

| | |
|----------|----------|
| 7,355.60 | 2,567.30 |
| 5,658.15 | 1,974.85 |
| 4,597.25 | 1,604.56 |
| 3,871.37 | 1,351.21 |
| 3,343.45 | 1,166.95 |
| 2,942.24 | 1,026.92 |
| 2,627.00 | 916.89 |

| | |
|---|---|
| 4 | 1 |
|---|---|

středočeský kraj

12 mandátů

| | |
|----------|-----|
| ANO 2011 | SPD |
|----------|-----|

| | |
|--------|--------|
| 79,715 | 39,759 |
|--------|--------|

| | |
|-----------|-----------|
| 79,715.00 | 39,759.00 |
| 19,928.75 | 9,939.75 |
| 11,387.86 | 5,679.86 |
| 7,971.50 | 3,975.90 |
| 6,131.92 | 3,058.38 |
| 4,982.19 | 2,484.94 |
| 4,195.53 | 2,092.58 |
| 3,623.41 | 1,807.23 |
| 3,188.60 | 1,590.36 |
| 2,846.96 | 1,419.96 |
| 2,571.45 | 1,282.55 |
| 2,344.56 | 1,169.38 |

| | |
|---|---|
| 4 | 2 |
|---|---|

slzezký kraj

22 mandátů

| | |
|----------|-----|
| ANO 2011 | SPD |
|----------|-----|

| | |
|---------|--------|
| 195,176 | 74,191 |
|---------|--------|

| | |
|------------|-----------|
| 195,176.00 | 74,191.00 |
| 48,794.00 | 18,547.75 |
| 27,882.29 | 10,598.71 |
| 19,517.60 | 7,419.10 |
| 15,013.54 | 5,707.00 |

| | |
|-----------|----------|
| 12,198.50 | 4,636.94 |
| 10,272.42 | 3,904.79 |
| 8,871.64 | 3,372.32 |
| 7,807.04 | 2,967.64 |
| 6,970.57 | 2,649.68 |
| 6,296.00 | 2,393.26 |
| 5,740.47 | 2,182.09 |
| 5,275.03 | 2,005.16 |
| 4,879.40 | 1,854.78 |
| 4,538.98 | 1,725.37 |
| 4,242.96 | 1,612.85 |
| 3,983.18 | 1,514.10 |
| 3,753.38 | 1,426.75 |
| 3,548.65 | 1,348.93 |
| 3,365.10 | 1,279.16 |
| 3,199.61 | 1,216.25 |
| 3,049.63 | 1,159.23 |
| 9 | 4 |

ý kraj

12 mandátů

ANO 2011

SPD

84,534

35,662

| | |
|-----------|-----------|
| 84,534.00 | 35,662.00 |
| 21,133.50 | 8,915.50 |
| 12,076.29 | 5,094.57 |
| 8,453.40 | 3,566.20 |
| 6,502.62 | 2,743.23 |
| 5,283.38 | 2,228.88 |
| 4,449.16 | 1,876.95 |
| 3,842.45 | 1,621.00 |
| 3,381.36 | 1,426.48 |
| 3,019.07 | 1,273.64 |
| 2,726.90 | 1,150.39 |
| 2,486.29 | 1,048.88 |
| 4 | 2 |

ivský kraj

23 mandátů

| ANO 2011 | SPD |
|----------|--------|
| 158,362 | 58,427 |

| | |
|------------|-----------|
| 158,362.00 | 58,427.00 |
| 39,590.50 | 14,606.75 |
| 22,623.14 | 8,346.71 |
| 15,836.20 | 5,842.70 |
| 12,181.69 | 4,494.38 |
| 9,897.63 | 3,651.69 |
| 8,334.84 | 3,075.11 |
| 7,198.27 | 2,655.77 |
| 6,334.48 | 2,337.08 |
| 5,655.79 | 2,086.68 |
| 5,108.45 | 1,884.74 |
| 4,657.71 | 1,718.44 |
| 4,280.05 | 1,579.11 |
| 3,959.05 | 1,460.68 |
| 3,682.84 | 1,358.77 |
| 3,442.65 | 1,270.15 |
| 3,231.88 | 1,192.39 |
| 3,045.42 | 1,123.60 |
| 2,879.31 | 1,062.31 |
| 2,730.38 | 1,007.36 |
| 2,596.10 | 957.82 |
| 2,474.41 | 912.92 |
| 2,363.61 | 872.04 |

7

3

sočina

10 mandátů

| ANO 2011 | SPD |
|----------|--------|
| 74,113 | 24,729 |

| | |
|-----------|-----------|
| 74,113.00 | 24,729.00 |
| 18,528.25 | 6,182.25 |
| 10,587.57 | 3,532.71 |
| 7,411.30 | 2,472.90 |
| 5,701.00 | 1,902.23 |
| 4,632.06 | 1,545.56 |
| 3,900.68 | 1,301.53 |
| 3,368.77 | 1,124.05 |
| 2,964.52 | 989.16 |

| | |
|----------|--------|
| 2,646.89 | 883.18 |
|----------|--------|

| | |
|---|---|
| 4 | 1 |
|---|---|

| | |
|-----------|------------|
| ický kraj | 13 mandátů |
|-----------|------------|

| | |
|----------|-----|
| ANO 2011 | SPD |
|----------|-----|

| | |
|--------|--------|
| 89,509 | 30,183 |
|--------|--------|

| | |
|-----------|-----------|
| 89,509.00 | 30,183.00 |
|-----------|-----------|

| | |
|-----------|----------|
| 22,377.25 | 7,545.75 |
|-----------|----------|

| | |
|-----------|----------|
| 12,787.00 | 4,311.86 |
|-----------|----------|

| | |
|----------|----------|
| 8,950.90 | 3,018.30 |
|----------|----------|

| | |
|----------|----------|
| 6,885.31 | 2,321.77 |
|----------|----------|

| | |
|----------|----------|
| 5,594.31 | 1,886.44 |
|----------|----------|

| | |
|----------|----------|
| 4,711.00 | 1,588.58 |
|----------|----------|

| | |
|----------|----------|
| 4,068.59 | 1,371.95 |
|----------|----------|

| | |
|----------|----------|
| 3,580.36 | 1,207.32 |
|----------|----------|

| | |
|----------|----------|
| 3,196.75 | 1,077.96 |
|----------|----------|

| | |
|----------|--------|
| 2,887.39 | 973.65 |
|----------|--------|

| | |
|----------|--------|
| 2,632.62 | 887.74 |
|----------|--------|

| | |
|----------|--------|
| 2,419.16 | 815.76 |
|----------|--------|

| | |
|---|---|
| 4 | 2 |
|---|---|

| | |
|-----------|------------|
| ický kraj | 11 mandátů |
|-----------|------------|

| | |
|----------|-----|
| ANO 2011 | SPD |
|----------|-----|

| | |
|--------|--------|
| 84,107 | 28,874 |
|--------|--------|

| | |
|-----------|-----------|
| 84,107.00 | 28,874.00 |
|-----------|-----------|

| | |
|-----------|----------|
| 21,026.75 | 7,218.50 |
|-----------|----------|

| | |
|-----------|----------|
| 12,015.29 | 4,124.86 |
|-----------|----------|

| | |
|----------|----------|
| 8,410.70 | 2,887.40 |
|----------|----------|

| | |
|----------|----------|
| 6,469.77 | 2,221.08 |
|----------|----------|

| | |
|----------|----------|
| 5,256.69 | 1,804.63 |
|----------|----------|

| | |
|----------|----------|
| 4,426.68 | 1,519.68 |
|----------|----------|

| | |
|----------|----------|
| 3,823.05 | 1,312.45 |
|----------|----------|

| | |
|----------|----------|
| 3,364.28 | 1,154.96 |
|----------|----------|

| | |
|----------|----------|
| 3,003.82 | 1,031.21 |
|----------|----------|

| | |
|----------|--------|
| 2,713.13 | 931.42 |
|----------|--------|

| | |
|---|---|
| 4 | 1 |
|---|---|

český kraj

26 mandátů

ANO 2011

SPD

176,100

55,105

176,100.00 55,105.00

44,025.00 13,776.25

25,157.14 7,872.14

17,610.00 5,510.50

13,546.15 4,238.85

11,006.25 3,444.06

9,268.42 2,900.26

8,004.55 2,504.77

7,044.00 2,204.20

6,289.29 1,968.04

5,680.65 1,777.58

5,179.41 1,620.74

4,759.46 1,489.32

4,402.50 1,377.63

4,095.35 1,281.51

3,828.26 1,197.93

3,593.88 1,124.59

3,386.54 1,059.71

3,201.82 1,001.91

3,036.21 950.09

2,886.89 903.36

2,751.56 861.02

2,628.36 822.46

2,515.71 787.21

2,412.33 754.86

2,317.11 725.07

| | |
|---|---|
| 8 | 3 |
|---|---|

město Praha

23 mandátů

ANO 2011

SPD

109,588

28,859

| | |
|------------|-----------|
| 109,588.00 | 28,859.00 |
| 27,397.00 | 7,214.75 |
| 15,655.43 | 4,122.71 |
| 10,958.80 | 2,885.90 |
| 8,429.85 | 2,219.92 |
| 6,849.25 | 1,803.69 |
| 5,767.79 | 1,518.89 |
| 4,981.27 | 1,311.77 |
| 4,383.52 | 1,154.36 |
| 3,913.86 | 1,030.68 |
| 3,535.10 | 930.94 |
| 3,223.18 | 848.79 |
| 2,961.84 | 779.97 |
| 2,739.70 | 721.48 |
| 2,548.56 | 671.14 |
| 2,382.35 | 627.37 |
| 2,236.49 | 588.96 |
| 2,107.46 | 554.98 |
| 1,992.51 | 524.71 |
| 1,889.45 | 497.57 |
| 1,796.52 | 473.10 |
| 1,712.31 | 450.92 |
| 1,635.64 | 430.73 |

5

1

ANO 2011

SPD

Celkem

68

25

200

Celkem
200

Karlovar

SPOLU – ODS, KDU-ČSL, TOP 09

| | | |
|------------------------|---------------|-----------|
| Počet hlasů | | 26,355 |
| | řada dělitelů | |
| | 1 | 26,355.00 |
| | 4 | 6,588.75 |
| | 7 | 3,765.00 |
| | 10 | 2,635.50 |
| | 13 | 2,027.31 |
| Mandáty Dánský dělitel | | 1 |

Ústeck

SPOLU – ODS, KDU-ČSL, TOP 09

| | | |
|------------------------|---------------|-----------|
| Počet hlasů | | 74,565 |
| | řada dělitelů | |
| | 1 | 74,565.00 |
| | 4 | 18,641.25 |
| | 7 | 10,652.14 |
| | 10 | 7,456.50 |
| | 13 | 5,735.77 |
| | 16 | 4,660.31 |
| | 19 | 3,924.47 |
| | 22 | 3,389.32 |
| | 25 | 2,982.60 |
| | 28 | 2,663.04 |
| | 31 | 2,405.32 |
| | 34 | 2,193.09 |
| | 37 | 2,015.27 |
| | 40 | 1,864.13 |
| Mandáty Dánský dělitel | | 3 |

Liberec

SPOLU – ODS, KDU-ČSL, TOP 09

Počet hlasů

50,464

řada dělitelů

| | |
|----|-----------|
| 1 | 50,464.00 |
| 4 | 12,616.00 |
| 7 | 7,209.14 |
| 10 | 5,046.40 |
| 13 | 3,881.85 |
| 16 | 3,154.00 |
| 19 | 2,656.00 |
| 22 | 2,293.82 |

Mandáty Dánský dělitel

2

Královehra

SPOLU – ODS, KDU-ČSL, TOP 09

Počet hlasů

84,166

řada dělitelů

| | |
|----|-----------|
| 1 | 84,166.00 |
| 4 | 21,041.50 |
| 7 | 12,023.71 |
| 10 | 8,416.60 |
| 13 | 6,474.31 |
| 16 | 5,260.38 |
| 19 | 4,429.79 |
| 22 | 3,825.73 |
| 25 | 3,366.64 |
| 28 | 3,005.93 |
| 31 | 2,715.03 |

Mandáty Dánský dělitel

3

Pardubi

SPOLU – ODS, KDU-ČSL, TOP 09

Počet hlasů

78,163

řada dělitelů

| | |
|---|-----------|
| 1 | 78,163.00 |
|---|-----------|

| | |
|----|-----------|
| 4 | 19,540.75 |
| 7 | 11,166.14 |
| 10 | 7,816.30 |
| 13 | 6,012.54 |
| 16 | 4,885.19 |
| 19 | 4,113.84 |
| 22 | 3,552.86 |
| 25 | 3,126.52 |
| 28 | 2,791.54 |

Mandáty Dánský dělitel

3

Olomou

SPOLU – ODS, KDU-ČSL, TOP 09

Počet hlasů

79,715

řada dělitelů

| | |
|----|-----------|
| 1 | 79,715.00 |
| 4 | 19,928.75 |
| 7 | 11,387.86 |
| 10 | 7,971.50 |
| 13 | 6,131.92 |
| 16 | 4,982.19 |
| 19 | 4,195.53 |
| 22 | 3,623.41 |
| 25 | 3,188.60 |
| 28 | 2,846.96 |
| 31 | 2,571.45 |
| 34 | 2,344.56 |

Mandáty Dánský dělitel

3

Moravskos

SPOLU – ODS, KDU-ČSL, TOP 09

Počet hlasů

119,457

řada dělitelů

| | |
|---|------------|
| 1 | 119,457.00 |
| 4 | 29,864.25 |
| 7 | 17,065.29 |

| | |
|----|-----------|
| 10 | 11,945.70 |
| 13 | 9,189.00 |
| 16 | 7,466.06 |
| 19 | 6,287.21 |
| 22 | 5,429.86 |
| 25 | 4,778.28 |
| 28 | 4,266.32 |
| 31 | 3,853.45 |
| 34 | 3,513.44 |
| 37 | 3,228.57 |
| 40 | 2,986.43 |
| 43 | 2,778.07 |
| 46 | 2,596.89 |
| 49 | 2,437.90 |
| 52 | 2,297.25 |
| 55 | 2,171.95 |
| 58 | 2,059.60 |
| 61 | 1,958.31 |
| 64 | 1,866.52 |

Mandáty Dánský dělitel

5

Zlínsk

SPOLU – ODS, KDU-ČSL, TOP 09

Počet hlasů

87,019

řada dělitelů

| | |
|----|-----------|
| 1 | 87,019.00 |
| 4 | 21,754.75 |
| 7 | 12,431.29 |
| 10 | 8,701.90 |
| 13 | 6,693.77 |
| 16 | 5,438.69 |
| 19 | 4,579.95 |
| 22 | 3,955.41 |
| 25 | 3,480.76 |
| 28 | 3,107.82 |
| 31 | 2,807.06 |
| 34 | 2,559.38 |

Mandáty Dánský dělitel

3

Jihomora

SPOLU – ODS, KDU-ČSL, TOP 09

Počet hlasů

187,497

řada dělitelů

| | |
|----|------------|
| 1 | 187,497.00 |
| 4 | 46,874.25 |
| 7 | 26,785.29 |
| 10 | 18,749.70 |
| 13 | 14,422.85 |
| 16 | 11,718.56 |
| 19 | 9,868.26 |
| 22 | 8,522.59 |
| 25 | 7,499.88 |
| 28 | 6,696.32 |
| 31 | 6,048.29 |
| 34 | 5,514.62 |
| 37 | 5,067.49 |
| 40 | 4,687.43 |
| 43 | 4,360.40 |
| 46 | 4,076.02 |
| 49 | 3,826.47 |
| 52 | 3,605.71 |
| 55 | 3,409.04 |
| 58 | 3,232.71 |
| 61 | 3,073.72 |
| 64 | 2,929.64 |
| 67 | 2,798.46 |

Mandáty Dánský dělitel

8

kraj Vy

SPOLU – ODS, KDU-ČSL, TOP 09

Počet hlasů

77,631

řada dělitelů

| | |
|----|-----------|
| 1 | 77,631.00 |
| 4 | 19,407.75 |
| 7 | 11,090.14 |
| 10 | 7,763.10 |
| 13 | 5,971.62 |
| 16 | 4,851.94 |
| 19 | 4,085.84 |

| | |
|----|----------|
| 22 | 3,528.68 |
| 25 | 3,105.24 |
| 28 | 2,772.54 |

Mandáty Dánský dělitel

3

Jihočes

SPOLU – ODS, KDU-ČSL, TOP 09

Počet hlasů

97,698

řada dělitelů

| | |
|----|-----------|
| 1 | 97,698.00 |
| 4 | 24,424.50 |
| 7 | 13,956.86 |
| 10 | 9,769.80 |
| 13 | 7,515.23 |
| 16 | 6,106.13 |
| 19 | 5,142.00 |
| 22 | 4,440.82 |
| 25 | 3,907.92 |
| 28 | 3,489.21 |
| 31 | 3,151.55 |
| 34 | 2,873.47 |
| 37 | 2,640.49 |

Mandáty Dánský dělitel

4

Plzeňsl

SPOLU – ODS, KDU-ČSL, TOP 09

Počet hlasů

76,994

řada dělitelů

| | |
|----|-----------|
| 1 | 76,994.00 |
| 4 | 19,248.50 |
| 7 | 10,999.14 |
| 10 | 7,699.40 |
| 13 | 5,922.62 |
| 16 | 4,812.13 |
| 19 | 4,052.32 |
| 22 | 3,499.73 |

| | |
|----|----------|
| 25 | 3,079.76 |
| 28 | 2,749.79 |
| 31 | 2,483.68 |

Mandáty Dánský dělitel

3

Středoče

SPOLU – ODS, KDU-ČSL, TOP 09

Počet hlasů

203,091

řada dělitelů

| | |
|----|------------|
| 1 | 203,091.00 |
| 4 | 50,772.75 |
| 7 | 29,013.00 |
| 10 | 20,309.10 |
| 13 | 15,622.38 |
| 16 | 12,693.19 |
| 19 | 10,689.00 |
| 22 | 9,231.41 |
| 25 | 8,123.64 |
| 28 | 7,253.25 |
| 31 | 6,551.32 |
| 34 | 5,973.26 |
| 37 | 5,488.95 |
| 40 | 5,077.28 |
| 43 | 4,723.05 |
| 46 | 4,415.02 |
| 49 | 4,144.71 |
| 52 | 3,905.60 |
| 55 | 3,692.56 |
| 58 | 3,501.57 |
| 61 | 3,329.36 |
| 64 | 3,173.30 |
| 67 | 3,031.21 |
| 70 | 2,901.30 |
| 73 | 2,782.07 |
| 76 | 2,672.25 |

Mandáty Dánský dělitel

9

kraj Hlavní n

Počet hlasů

251,090

řada dělitelů

| | |
|----|------------|
| 1 | 251,090.00 |
| 4 | 62,772.50 |
| 7 | 35,870.00 |
| 10 | 25,109.00 |
| 13 | 19,314.62 |
| 16 | 15,693.13 |
| 19 | 13,215.26 |
| 22 | 11,413.18 |
| 25 | 10,043.60 |
| 28 | 8,967.50 |
| 31 | 8,099.68 |
| 34 | 7,385.00 |
| 37 | 6,786.22 |
| 40 | 6,277.25 |
| 43 | 5,839.30 |
| 46 | 5,458.48 |
| 49 | 5,124.29 |
| 52 | 4,828.65 |
| 55 | 4,565.27 |
| 58 | 4,329.14 |
| 61 | 4,116.23 |
| 64 | 3,923.28 |
| 67 | 3,747.61 |

Mandáty Dánský dělitel

10

Mandáty Dánský dělitel

ský kraj

| ANO 2011 | PIRÁTI a STAROSTOVÉ | Svoboda a př. demokracie (SPD) |
|-----------|---------------------|--------------------------------|
| 43,081 | 18,546 | 16,629 |
| 43,081.00 | 18,546.00 | 16,629.00 |
| 10,770.25 | 4,636.50 | 4,157.25 |
| 6,154.43 | 2,649.43 | 2,375.57 |
| 4,308.10 | 1,854.60 | 1,662.90 |
| 3,313.92 | 1,426.62 | 1,279.15 |
| 2 | 1 | 1 |

ský kraj

| ANO 2011 | PIRÁTI a STAROSTOVÉ | Svoboda a př. demokracie (SPD) |
|------------|---------------------|--------------------------------|
| 134,322 | 52,797 | 44,774 |
| 134,322.00 | 52,797.00 | 44,774.00 |
| 33,580.50 | 13,199.25 | 11,193.50 |
| 19,188.86 | 7,542.43 | 6,396.29 |
| 13,432.20 | 5,279.70 | 4,477.40 |
| 10,332.46 | 4,061.31 | 3,444.15 |
| 8,395.13 | 3,299.81 | 2,798.38 |
| 7,069.58 | 2,778.79 | 2,356.53 |
| 6,105.55 | 2,399.86 | 2,035.18 |
| 5,372.88 | 2,111.88 | 1,790.96 |
| 4,797.21 | 1,885.61 | 1,599.07 |
| 4,332.97 | 1,703.13 | 1,444.32 |
| 3,950.65 | 1,552.85 | 1,316.88 |
| 3,630.32 | 1,426.95 | 1,210.11 |
| 3,358.05 | 1,319.93 | 1,119.35 |
| 5 | 2 | 2 |

ský kraj

| ANO 2011 | PIRÁTI a STAROSTOVÉ | Svoboda a př. demokracie (SPD) |
|-----------|---------------------|--------------------------------|
| 59,515 | 47,350 | 24,384 |
| 59,515.00 | 47,350.00 | 24,384.00 |
| 14,878.75 | 11,837.50 | 6,096.00 |
| 8,502.14 | 6,764.29 | 3,483.43 |
| 5,951.50 | 4,735.00 | 2,438.40 |
| 4,578.08 | 3,642.31 | 1,875.69 |
| 3,719.69 | 2,959.38 | 1,524.00 |
| 3,132.37 | 2,492.11 | 1,283.37 |
| 2,705.23 | 2,152.27 | 1,108.36 |
| 2 | 2 | 1 |

středočeský kraj

| ANO 2011 | PIRÁTI a STAROSTOVÉ | Svoboda a př. demokracie (SPD) |
|-----------|---------------------|--------------------------------|
| 79,463 | 44,551 | 26,661 |
| 79,463.00 | 44,551.00 | 26,661.00 |
| 19,865.75 | 11,137.75 | 6,665.25 |
| 11,351.86 | 6,364.43 | 3,808.71 |
| 7,946.30 | 4,455.10 | 2,666.10 |
| 6,112.54 | 3,427.00 | 2,050.85 |
| 4,966.44 | 2,784.44 | 1,666.31 |
| 4,182.26 | 2,344.79 | 1,403.21 |
| 3,611.95 | 2,025.05 | 1,211.86 |
| 3,178.52 | 1,782.04 | 1,066.44 |
| 2,837.96 | 1,591.11 | 952.18 |
| 2,563.32 | 1,437.13 | 860.03 |
| 3 | 2 | 1 |

středočeský kraj

| ANO 2011 | PIRÁTI a STAROSTOVÉ | Svoboda a př. demokracie (SPD) |
|-----------|---------------------|--------------------------------|
| 73,556 | 38,628 | 25,673 |
| 73,556.00 | 38,628.00 | 25,673.00 |

| | | |
|-----------|----------|----------|
| 18,389.00 | 9,657.00 | 6,418.25 |
| 10,508.00 | 5,518.29 | 3,667.57 |
| 7,355.60 | 3,862.80 | 2,567.30 |
| 5,658.15 | 2,971.38 | 1,974.85 |
| 4,597.25 | 2,414.25 | 1,604.56 |
| 3,871.37 | 2,033.05 | 1,351.21 |
| 3,343.45 | 1,755.82 | 1,166.95 |
| 2,942.24 | 1,545.12 | 1,026.92 |
| 2,627.00 | 1,379.57 | 916.89 |

3

1

1

cký kraj

ANO 2011 PIRÁTI a STAROSTOVÉ Svoboda a př. demokracie (SPD)

96,714

40,124

39,759

| | | |
|-----------|-----------|-----------|
| 96,714.00 | 40,124.00 | 39,759.00 |
| 24,178.50 | 10,031.00 | 9,939.75 |
| 13,816.29 | 5,732.00 | 5,679.86 |
| 9,671.40 | 4,012.40 | 3,975.90 |
| 7,439.54 | 3,086.46 | 3,058.38 |
| 6,044.63 | 2,507.75 | 2,484.94 |
| 5,090.21 | 2,111.79 | 2,092.58 |
| 4,396.09 | 1,823.82 | 1,807.23 |
| 3,868.56 | 1,604.96 | 1,590.36 |
| 3,454.07 | 1,433.00 | 1,419.96 |
| 3,119.81 | 1,294.32 | 1,282.55 |
| 2,844.53 | 1,180.12 | 1,169.38 |

3

2

2

lezský kraj

ANO 2011 PIRÁTI a STAROSTOVÉ Svoboda a př. demokracie (SPD)

195,176

64,412

74,191

| | | |
|------------|-----------|-----------|
| 195,176.00 | 64,412.00 | 74,191.00 |
| 48,794.00 | 16,103.00 | 18,547.75 |
| 27,882.29 | 9,201.71 | 10,598.71 |

| | | |
|-----------|----------|----------|
| 19,517.60 | 6,441.20 | 7,419.10 |
| 15,013.54 | 4,954.77 | 5,707.00 |
| 12,198.50 | 4,025.75 | 4,636.94 |
| 10,272.42 | 3,390.11 | 3,904.79 |
| 8,871.64 | 2,927.82 | 3,372.32 |
| 7,807.04 | 2,576.48 | 2,967.64 |
| 6,970.57 | 2,300.43 | 2,649.68 |
| 6,296.00 | 2,077.81 | 2,393.26 |
| 5,740.47 | 1,894.47 | 2,182.09 |
| 5,275.03 | 1,740.86 | 2,005.16 |
| 4,879.40 | 1,610.30 | 1,854.78 |
| 4,538.98 | 1,497.95 | 1,725.37 |
| 4,242.96 | 1,400.26 | 1,612.85 |
| 3,983.18 | 1,314.53 | 1,514.10 |
| 3,753.38 | 1,238.69 | 1,426.75 |
| 3,548.65 | 1,171.13 | 1,348.93 |
| 3,365.10 | 1,110.55 | 1,279.16 |
| 3,199.61 | 1,055.93 | 1,216.25 |
| 3,049.63 | 1,006.44 | 1,159.23 |

8

3

3

ý kraj

ANO 2011

PIRÁTI a STAROSTOVÉ

Svoboda a př. demokracie (SPD)

84,534

42,117

35,662

| | | |
|-----------|-----------|-----------|
| 84,534.00 | 42,117.00 | 35,662.00 |
| 21,133.50 | 10,529.25 | 8,915.50 |
| 12,076.29 | 6,016.71 | 5,094.57 |
| 8,453.40 | 4,211.70 | 3,566.20 |
| 6,502.62 | 3,239.77 | 2,743.23 |
| 5,283.38 | 2,632.31 | 2,228.88 |
| 4,449.16 | 2,216.68 | 1,876.95 |
| 3,842.45 | 1,914.41 | 1,621.00 |
| 3,381.36 | 1,684.68 | 1,426.48 |
| 3,019.07 | 1,504.18 | 1,273.64 |
| 2,726.90 | 1,358.61 | 1,150.39 |
| 2,486.29 | 1,238.74 | 1,048.88 |

3

2

2

vský kraj

ANO 2011 PIRÁTI a STAROSTOVÉ Svoboda a př. demokracie (SPD)

158,362 88,601 58,427

| | | |
|------------|-----------|-----------|
| 158,362.00 | 88,601.00 | 58,427.00 |
| 39,590.50 | 22,150.25 | 14,606.75 |
| 22,623.14 | 12,657.29 | 8,346.71 |
| 15,836.20 | 8,860.10 | 5,842.70 |
| 12,181.69 | 6,815.46 | 4,494.38 |
| 9,897.63 | 5,537.56 | 3,651.69 |
| 8,334.84 | 4,663.21 | 3,075.11 |
| 7,198.27 | 4,027.32 | 2,655.77 |
| 6,334.48 | 3,544.04 | 2,337.08 |
| 5,655.79 | 3,164.32 | 2,086.68 |
| 5,108.45 | 2,858.10 | 1,884.74 |
| 4,657.71 | 2,605.91 | 1,718.44 |
| 4,280.05 | 2,394.62 | 1,579.11 |
| 3,959.05 | 2,215.03 | 1,460.68 |
| 3,682.84 | 2,060.49 | 1,358.77 |
| 3,442.65 | 1,926.11 | 1,270.15 |
| 3,231.88 | 1,808.18 | 1,192.39 |
| 3,045.42 | 1,703.87 | 1,123.60 |
| 2,879.31 | 1,610.93 | 1,062.31 |
| 2,730.38 | 1,527.60 | 1,007.36 |
| 2,596.10 | 1,452.48 | 957.82 |
| 2,474.41 | 1,384.39 | 912.92 |
| 2,363.61 | 1,322.40 | 872.04 |

6

4

2

sočina

ANO 2011 PIRÁTI a STAROSTOVÉ Svoboda a př. demokracie (SPD)

74,113 37,451 24,729

| | | |
|-----------|-----------|-----------|
| 74,113.00 | 37,451.00 | 24,729.00 |
| 18,528.25 | 9,362.75 | 6,182.25 |
| 10,587.57 | 5,350.14 | 3,532.71 |
| 7,411.30 | 3,745.10 | 2,472.90 |
| 5,701.00 | 2,880.85 | 1,902.23 |
| 4,632.06 | 2,340.69 | 1,545.56 |
| 3,900.68 | 1,971.11 | 1,301.53 |

| | | |
|----------|----------|----------|
| 3,368.77 | 1,702.32 | 1,124.05 |
| 2,964.52 | 1,498.04 | 989.16 |
| 2,646.89 | 1,337.54 | 883.18 |

3

1

1

.ký kraj

ANO 2011 PIRÁTI a STAROSTOVÉ Svoboda a př. demokracie (SPD)

89,509

45,357

30,183

| | | |
|-----------|-----------|-----------|
| 89,509.00 | 45,357.00 | 30,183.00 |
| 22,377.25 | 11,339.25 | 7,545.75 |
| 12,787.00 | 6,479.57 | 4,311.86 |
| 8,950.90 | 4,535.70 | 3,018.30 |
| 6,885.31 | 3,489.00 | 2,321.77 |
| 5,594.31 | 2,834.81 | 1,886.44 |
| 4,711.00 | 2,387.21 | 1,588.58 |
| 4,068.59 | 2,061.68 | 1,371.95 |
| 3,580.36 | 1,814.28 | 1,207.32 |
| 3,196.75 | 1,619.89 | 1,077.96 |
| 2,887.39 | 1,463.13 | 973.65 |
| 2,632.62 | 1,334.03 | 887.74 |
| 2,419.16 | 1,225.86 | 815.76 |

4

2

1

ký kraj

ANO 2011 PIRÁTI a STAROSTOVÉ Svoboda a př. demokracie (SPD)

84,107

40,210

28,874

| | | |
|-----------|-----------|-----------|
| 84,107.00 | 40,210.00 | 28,874.00 |
| 21,026.75 | 10,052.50 | 7,218.50 |
| 12,015.29 | 5,744.29 | 4,124.86 |
| 8,410.70 | 4,021.00 | 2,887.40 |
| 6,469.77 | 3,093.08 | 2,221.08 |
| 5,256.69 | 2,513.13 | 1,804.63 |
| 4,426.68 | 2,116.32 | 1,519.68 |
| 3,823.05 | 1,827.73 | 1,312.45 |

| | | |
|----------|----------|----------|
| 3,364.28 | 1,608.40 | 1,154.96 |
| 3,003.82 | 1,436.07 | 1,031.21 |
| 2,713.13 | 1,297.10 | 931.42 |

3

2

1

český kraj

ANO 2011

PIRÁTI a STAROSTOVÉ

Svoboda a př. demokracie (SPD)

176,100

137,532

55,105

| | | |
|------------|------------|-----------|
| 176,100.00 | 137,532.00 | 55,105.00 |
| 44,025.00 | 34,383.00 | 13,776.25 |
| 25,157.14 | 19,647.43 | 7,872.14 |
| 17,610.00 | 13,753.20 | 5,510.50 |
| 13,546.15 | 10,579.38 | 4,238.85 |
| 11,006.25 | 8,595.75 | 3,444.06 |
| 9,268.42 | 7,238.53 | 2,900.26 |
| 8,004.55 | 6,251.45 | 2,504.77 |
| 7,044.00 | 5,501.28 | 2,204.20 |
| 6,289.29 | 4,911.86 | 1,968.04 |
| 5,680.65 | 4,436.52 | 1,777.58 |
| 5,179.41 | 4,045.06 | 1,620.74 |
| 4,759.46 | 3,717.08 | 1,489.32 |
| 4,402.50 | 3,438.30 | 1,377.63 |
| 4,095.35 | 3,198.42 | 1,281.51 |
| 3,828.26 | 2,989.83 | 1,197.93 |
| 3,593.88 | 2,806.78 | 1,124.59 |
| 3,386.54 | 2,644.85 | 1,059.71 |
| 3,201.82 | 2,500.58 | 1,001.91 |
| 3,036.21 | 2,371.24 | 950.09 |
| 2,886.89 | 2,254.62 | 903.36 |
| 2,751.56 | 2,148.94 | 861.02 |
| 2,628.36 | 2,052.72 | 822.46 |
| 2,515.71 | 1,964.74 | 787.21 |
| 2,412.33 | 1,884.00 | 754.86 |
| 2,317.11 | 1,809.63 | 725.07 |

7

6

2

něsto Praha

| ANO 2011 | PIRÁTI a STAROSTOVÉ | Svoboda a př. demokracie (SPD) |
|------------|---------------------|--------------------------------|
| 109,588 | 142,100 | 28,859 |
| 109,588.00 | 142,100.00 | 28,859.00 |
| 27,397.00 | 35,525.00 | 7,214.75 |
| 15,655.43 | 20,300.00 | 4,122.71 |
| 10,958.80 | 14,210.00 | 2,885.90 |
| 8,429.85 | 10,930.77 | 2,219.92 |
| 6,849.25 | 8,881.25 | 1,803.69 |
| 5,767.79 | 7,478.95 | 1,518.89 |
| 4,981.27 | 6,459.09 | 1,311.77 |
| 4,383.52 | 5,684.00 | 1,154.36 |
| 3,913.86 | 5,075.00 | 1,030.68 |
| 3,535.10 | 4,583.87 | 930.94 |
| 3,223.18 | 4,179.41 | 848.79 |
| 2,961.84 | 3,840.54 | 779.97 |
| 2,739.70 | 3,552.50 | 721.48 |
| 2,548.56 | 3,304.65 | 671.14 |
| 2,382.35 | 3,089.13 | 627.37 |
| 2,236.49 | 2,900.00 | 588.96 |
| 2,107.46 | 2,732.69 | 554.98 |
| 1,992.51 | 2,583.64 | 524.71 |
| 1,889.45 | 2,450.00 | 497.57 |
| 1,796.52 | 2,329.51 | 473.10 |
| 1,712.31 | 2,220.31 | 450.92 |
| 1,635.64 | 2,120.90 | 430.73 |

4

6

1

ANO 2011

PIRÁTI a STAROSTOVÉ

Svoboda a př. demokracie (SPD)

56

36

21

5 mandátů

| PŘÍSAHA Roberta Šlachty | Česká str.sociálně demokrat. |
|-------------------------|------------------------------|
| 6,447 | 4,930 |
| 6,447.00 | 4,930.00 |
| 1,611.75 | 1,232.50 |
| 921.00 | 704.29 |
| 644.70 | 493.00 |
| 495.92 | 379.23 |
| 0 | 0 |

14 mandátů

| PŘÍSAHA Roberta Šlachty | Česká str.sociálně demokrat. |
|-------------------------|------------------------------|
| 16,452 | 12,062 |
| 16,452.00 | 12,062.00 |
| 4,113.00 | 3,015.50 |
| 2,350.29 | 1,723.14 |
| 1,645.20 | 1,206.20 |
| 1,265.54 | 927.85 |
| 1,028.25 | 753.88 |
| 865.89 | 634.84 |
| 747.82 | 548.27 |
| 658.08 | 482.48 |
| 587.57 | 430.79 |
| 530.71 | 389.10 |
| 483.88 | 354.76 |
| 444.65 | 326.00 |
| 411.30 | 301.55 |
| 1 | 1 |

8 mandátů

PŘÍSAHA Roberta Šlachty

Česká str.sociálně demokrat.

9,524

7,725

9,524.00

7,725.00

2,381.00

1,931.25

1,360.57

1,103.57

952.40

772.50

732.62

594.23

595.25

482.81

501.26

406.58

432.91

351.14

1

0

11 mandátů

PŘÍSAHA Roberta Šlachty

Česká str.sociálně demokrat.

13,930

14,534

13,930.00

14,534.00

3,482.50

3,633.50

1,990.00

2,076.29

1,393.00

1,453.40

1,071.54

1,118.00

870.63

908.38

733.16

764.95

633.18

660.64

557.20

581.36

497.50

519.07

449.35

468.84

1

1

10 mandátů

PŘÍSAHA Roberta Šlachty

Česká str.sociálně demokrat.

13,569

13,843

13,569.00

13,843.00

| | |
|----------|----------|
| 3,392.25 | 3,460.75 |
| 1,938.43 | 1,977.57 |
| 1,356.90 | 1,384.30 |
| 1,043.77 | 1,064.85 |
| 848.06 | 865.19 |
| 714.16 | 728.58 |
| 616.77 | 629.23 |
| 542.76 | 553.72 |
| 484.61 | 494.39 |

1

1

12 mandátů

PŘÍSAHA Roberta Šlachty

Česká str.sociálně demokrat.

15,257

14,742

15,257.00

14,742.00

3,814.25

3,685.50

2,179.57

2,106.00

1,525.70

1,474.20

1,173.62

1,134.00

953.56

921.38

803.00

775.89

693.50

670.09

610.28

589.68

544.89

526.50

492.16

475.55

448.74

433.59

1

1

22 mandátů

PŘÍSAHA Roberta Šlachty

Česká str.sociálně demokrat.

28,164

31,369

28,164.00

31,369.00

7,041.00

7,842.25

4,023.43

4,481.29

| | |
|----------|----------|
| 2,816.40 | 3,136.90 |
| 2,166.46 | 2,413.00 |
| 1,760.25 | 1,960.56 |
| 1,482.32 | 1,651.00 |
| 1,280.18 | 1,425.86 |
| 1,126.56 | 1,254.76 |
| 1,005.86 | 1,120.32 |
| 908.52 | 1,011.90 |
| 828.35 | 922.62 |
| 761.19 | 847.81 |
| 704.10 | 784.23 |
| 654.98 | 729.51 |
| 612.26 | 681.93 |
| 574.78 | 640.18 |
| 541.62 | 603.25 |
| 512.07 | 570.35 |
| 485.59 | 540.84 |
| 461.70 | 514.25 |
| 440.06 | 490.14 |

1

2

12 mandátů

PŘÍSAHA Roberta Šlachty

Česká str.sociálně demokrat.

13,270

15,338

13,270.00

15,338.00

3,317.50

3,834.50

1,895.71

2,191.14

1,327.00

1,533.80

1,020.77

1,179.85

829.38

958.63

698.42

807.26

603.18

697.18

530.80

613.52

473.93

547.79

428.06

494.77

390.29

451.12

1

1

23 mandátů

PŘÍSAHA Roberta Šlachty

Česká str.sociálně demokrat.

37,740

27,555

37,740.00

27,555.00

9,435.00

6,888.75

5,391.43

3,936.43

3,774.00

2,755.50

2,903.08

2,119.62

2,358.75

1,722.19

1,986.32

1,450.26

1,715.45

1,252.50

1,509.60

1,102.20

1,347.86

984.11

1,217.42

888.87

1,110.00

810.44

1,020.00

744.73

943.50

688.88

877.67

640.81

820.43

599.02

770.20

562.35

725.77

529.90

686.18

501.00

650.69

475.09

618.69

451.72

589.69

430.55

563.28

411.27

2

1

10 mandátů

PŘÍSAHA Roberta Šlachty

Česká str.sociálně demokrat.

14,504

18,168

14,504.00

18,168.00

3,626.00

4,542.00

2,072.00

2,595.43

1,450.40

1,816.80

1,115.69

1,397.54

906.50

1,135.50

763.37

956.21

| | |
|--------|--------|
| 659.27 | 825.82 |
| 580.16 | 726.72 |
| 518.00 | 648.86 |

1

1

13 mandátů

PŘÍSAHA Roberta Šlachty

Česká str.sociálně demokrat.

15,165

18,304

15,165.00

18,304.00

3,791.25

4,576.00

2,166.43

2,614.86

1,516.50

1,830.40

1,166.54

1,408.00

947.81

1,144.00

798.16

963.37

689.32

832.00

606.60

732.16

541.61

653.71

489.19

590.45

446.03

538.35

409.86

494.70

1

1

11 mandátů

PŘÍSAHA Roberta Šlachty

Česká str.sociálně demokrat.

13,695

14,466

13,695.00

14,466.00

3,423.75

3,616.50

1,956.43

2,066.57

1,369.50

1,446.60

1,053.46

1,112.77

855.94

904.13

720.79

761.37

622.50

657.55

| | |
|--------|--------|
| 547.80 | 578.64 |
| 489.11 | 516.64 |
| 441.77 | 466.65 |

1

1

26 mandátů

PŘÍSAHA Roberta Šlachty

Česká str.sociálně demokrat.

32,427

32,245

32,427.00

32,245.00

8,106.75

8,061.25

4,632.43

4,606.43

3,242.70

3,224.50

2,494.38

2,480.38

2,026.69

2,015.31

1,706.68

1,697.11

1,473.95

1,465.68

1,297.08

1,289.80

1,158.11

1,151.61

1,046.03

1,040.16

953.74

948.38

876.41

871.49

810.68

806.13

754.12

749.88

704.93

700.98

661.78

658.06

623.60

620.10

589.58

586.27

559.09

555.95

531.59

528.61

506.67

503.83

483.99

481.27

463.24

460.64

444.21

441.71

426.67

424.28

1

1

23 mandátů

PŘÍSAHA Roberta Šlachty

Česká str.sociálně demokrat.

21,418

25,116

21,418.00

25,116.00

5,354.50

6,279.00

3,059.71

3,588.00

2,141.80

2,511.60

1,647.54

1,932.00

1,338.63

1,569.75

1,127.26

1,321.89

973.55

1,141.64

856.72

1,004.64

764.93

897.00

690.90

810.19

629.94

738.71

578.86

678.81

535.45

627.90

498.09

584.09

465.61

546.00

437.10

512.57

411.88

483.00

389.42

456.65

369.28

433.03

351.11

411.74

334.66

392.44

319.67

374.87

1

1

PŘÍSAHA Roberta Šlachty

Česká str.sociálně demokrat.

Celkem

14

13

200

| | Oficiální (I+HB) | Zesílená. Imp. kvóta |
|--------------------------------|------------------|----------------------|
| SPOLU – ODS, KDU-ČSL, TOP 09 | 71 | 72 |
| ANO 2011 | 72 | 74 |
| PIRÁTI a STAROSTOVÉ | 37 | 36 |
| Svoboda a př. demokracie (SPD) | 20 | 18 |
| | 200 | 200 |

| | Oficiální (I+HB) | Zesílená. Imp. kvóta |
|------------------------------|------------------|----------------------|
| SPOLU – ODS, KDU-ČSL, TOP 09 | 70 | 70 |
| ANO 2011+ SPD | 96 | 98 |
| PIRÁTI a STAROSTOVÉ | 34 | 32 |
| Celkem mandátů (200) | 200 | 200 |

| | Oficiální (I+HB) | Zesílená. Imp. kvóta |
|----------------------|------------------|----------------------|
| SPOLU+ PIRSTAN | 114 | 118 |
| ANO 2011 | 66 | 67 |
| SPD | 20 | 15 |
| Celkem mandátů (200) | 200 | 200 |

| | Oficiální (I+HB) | Zesílená. Imp. kvóta |
|--------------------------------|------------------|----------------------|
| SPOLU – ODS, KDU-ČSL, TOP 09 | 65 | 69 |
| ANO 2011 | 65 | 65 |
| PIRÁTI a STAROSTOVÉ | 36 | 37 |
| Svoboda a př. demokracie (SPD) | 21 | 20 |
| PŘÍSAHA Roberta Šlachty | 6 | 4 |
| Česká str.sociálně demokrat. | 7 | 5 |
| Celkem mandátů (200) | 200 | 200 |

| | Oficiální (I+HB) | Zesílená. Imp. kvóta |
|--------------------------------|------------------|----------------------|
| SPOLU – ODS, KDU-ČSL, TOP 09 | 21,041 | 20,749 |
| ANO 2011 | 20,252 | 19,705 |
| PIRÁTI a STAROSTOVÉ | 22,697 | 23,327 |
| Svoboda a př. demokracie (SPD) | 25,696 | 28,551 |

| | | |
|--------------------------------|--------|--------|
| SPOLU – ODS, KDU-ČSL, TOP 09 | 488 | 780 |
| ANO 2011 | 1,277 | 1,824 |
| PIRÁTI a STAROSTOVÉ | -1,168 | -1,798 |
| Svoboda a př. demokracie (SPD) | -4,167 | -7,022 |

Součet odchylek od hodnoty 21 529

7099

11424

| Hareova kvóta | H-Bischoffova kvóta | d'Hodntova metoda | Upr. d'H. metoda |
|---------------|---------------------|-------------------|------------------|
| 69 | 71 | 71 | 73 |
| 68 | 68 | 70 | 73 |
| 39 | 39 | 38 | 37 |
| 24 | 22 | 21 | 17 |
| 200 | 200 | 200 | 200 |

| Hareova kvóta | H-Bischoffova kvóta | d'Hodntova metoda | Upr. d'H. metoda |
|---------------|---------------------|-------------------|------------------|
| 69 | 69 | 70 | 70 |
| 92 | 94 | 94 | 95 |
| 39 | 37 | 36 | 35 |
| 200 | 200 | 200 | 200 |

| Hareova kvóta | H-Bischoffova kvóta | d'Hodntova metoda | Upr. d'H. metoda |
|---------------|---------------------|-------------------|------------------|
| 108 | 111 | 111 | 114 |
| 68 | 67 | 69 | 71 |
| 24 | 22 | 20 | 15 |
| 200 | 200 | 200 | 200 |

| Hareova kvóta | H-Bischoffova kvóta | d'Hodntova metoda | Upr. d'H. metoda |
|---------------|---------------------|-------------------|------------------|
| 62 | 64 | 68 | 72 |
| 61 | 63 | 65 | 70 |
| 35 | 34 | 38 | 37 |
| 21 | 21 | 21 | 17 |
| 11 | 9 | 3 | 2 |
| 10 | 9 | 5 | 2 |
| 200 | 200 | 200 | 200 |

| Hareova kvóta | H-Bischoffova kvóta | d'Hodntova metoda | Upr. d'H. metoda |
|---------------|---------------------|-------------------|------------------|
| 21,651 | 21,041 | 21,041 | 20,464 |
| 21,443 | 21,443 | 20,831 | 19,975 |
| 21,533 | 21,533 | 22,099 | 22,697 |
| 21,413 | 23,360 | 24,472 | 30,230 |
| -122 | 488 | 488 | 1,064 |
| 85 | 85 | 698 | 1,554 |
| -4 | -4 | -571 | -1,168 |
| 116 | -1,831 | -2,943 | -8,701 |

327

2408

4700

12488

| Imper. dělitel | Dánský dělitel | Počet hlasů | Procentuální zisk |
|----------------|----------------|-------------|-------------------|
| 77 | 70 | 1,493,905 | 34.70 |
| 79 | 66 | 1,458,140 | 33.87 |
| 32 | 39 | 839,776 | 19.50 |
| 12 | 25 | 513,910 | 11.94 |
| 200 | 200 | | |
| | | 4,305,731 | 100.00 |

| Imper. dělitel | Dánský dělitel | | |
|----------------|----------------|-----------|--------|
| 70 | 70 | 1,493,905 | 34.70 |
| 101 | 91 | 1,972,050 | 45.80 |
| 29 | 39 | 839,776 | 19.50 |
| 200 | 200 | | |
| | | 4,305,731 | 100.00 |

| Imper. dělitel | Dánský dělitel | | |
|----------------|----------------|-----------|-------|
| 121 | 107 | 2,333,681 | 54.20 |
| 69 | 68 | 1,458,140 | 33.87 |
| 10 | 25 | 513,910 | 11.94 |
| 200 | 200 | | |
| | | 4,305,731 | 100 |

| Imper. dělitel | Dánský dělitel | | |
|----------------|----------------|-----------|-------|
| 77 | 60 | 1,493,905 | 31.07 |
| 78 | 56 | 1,458,140 | 30.33 |
| 32 | 36 | 839,776 | 17.47 |
| 12 | 21 | 513,910 | 10.69 |
| 1 | 14 | 251,562 | 5.23 |
| 0 | 13 | 250,397 | 5.21 |
| 200 | 200 | | |
| | | 4,807,690 | 100 |

| Imper. dělitel | Dánský dělitel | | |
|----------------|----------------|--------|--|
| 19,401 | 21,342 | | |
| 18,457 | 22,093 | | |
| 26,243 | 21,533 | | |
| 42,826 | 20,556 | 21,529 | |

| | |
|---------|------|
| 2,127 | 187 |
| 3,071 | -564 |
| -4,714 | -4 |
| -21,297 | 972 |

31210

1728

Zisk mandátů dle %

69

68

39

24

200

69

92

39

200

108

68

24

200

Zaokrouhleno

62.1

62

60.7

61

34.9

35

21.4

21

10.5

11

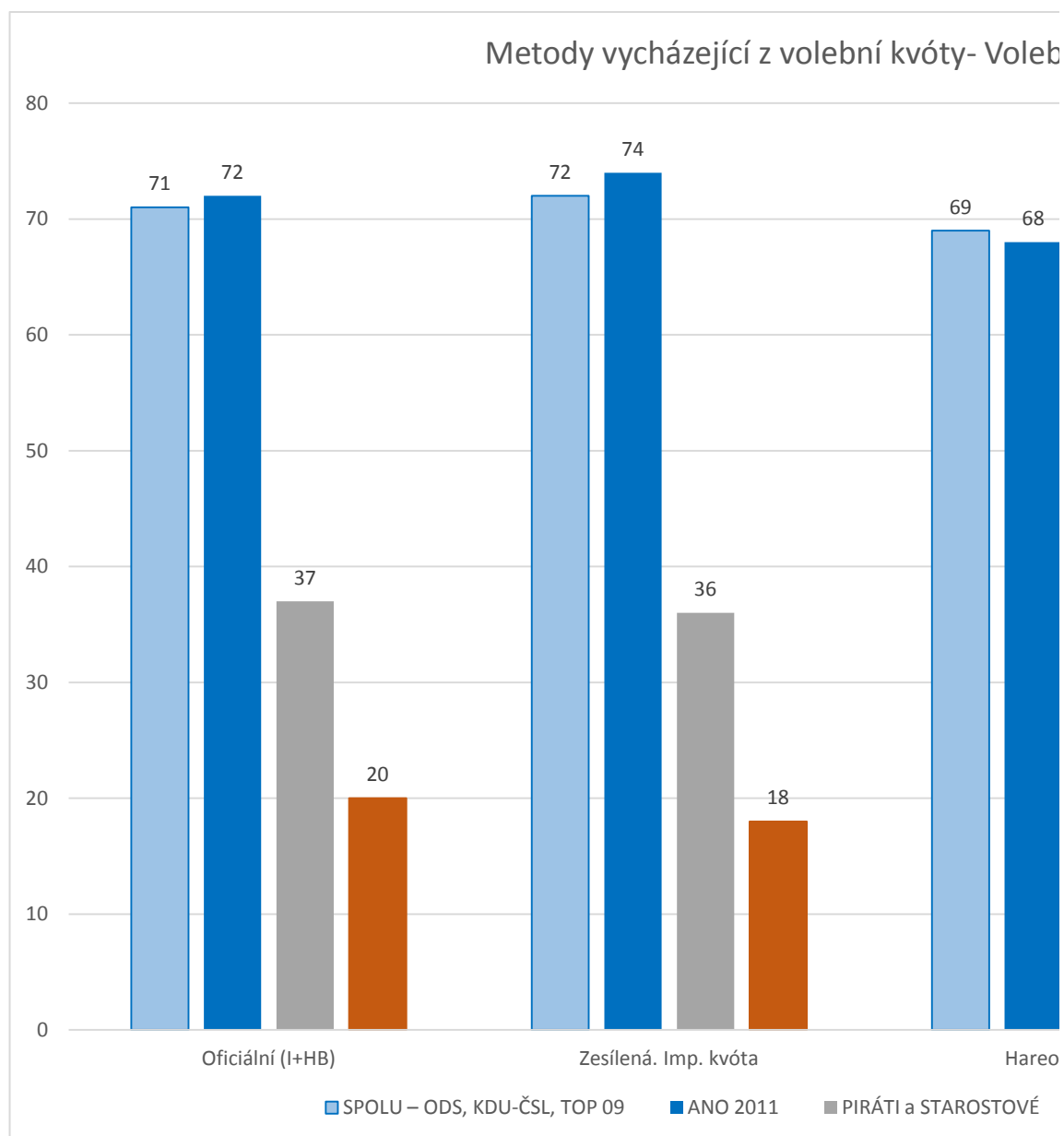
10.4

10

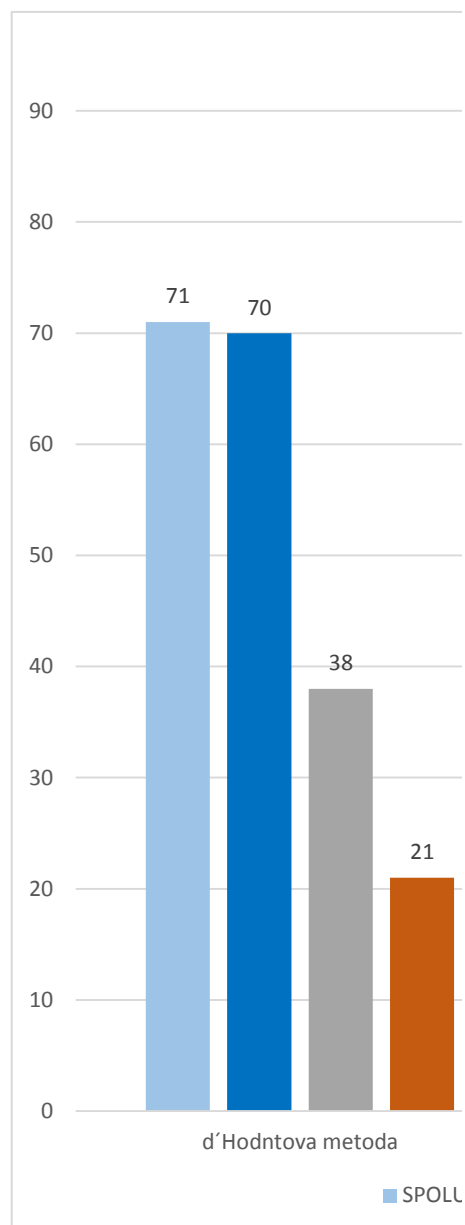
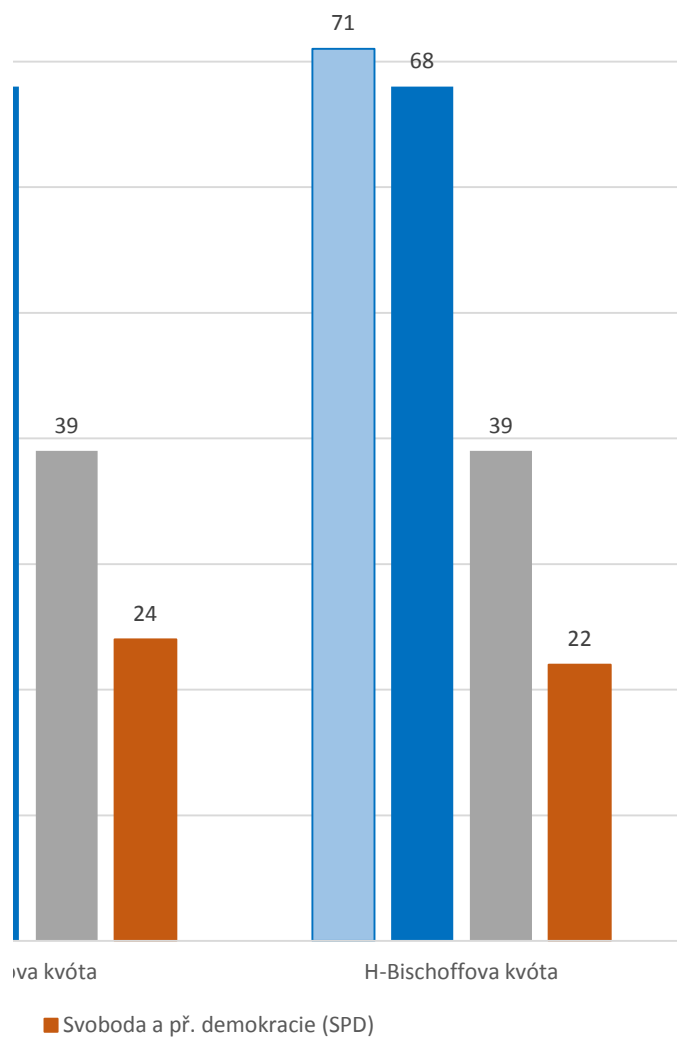
200

200

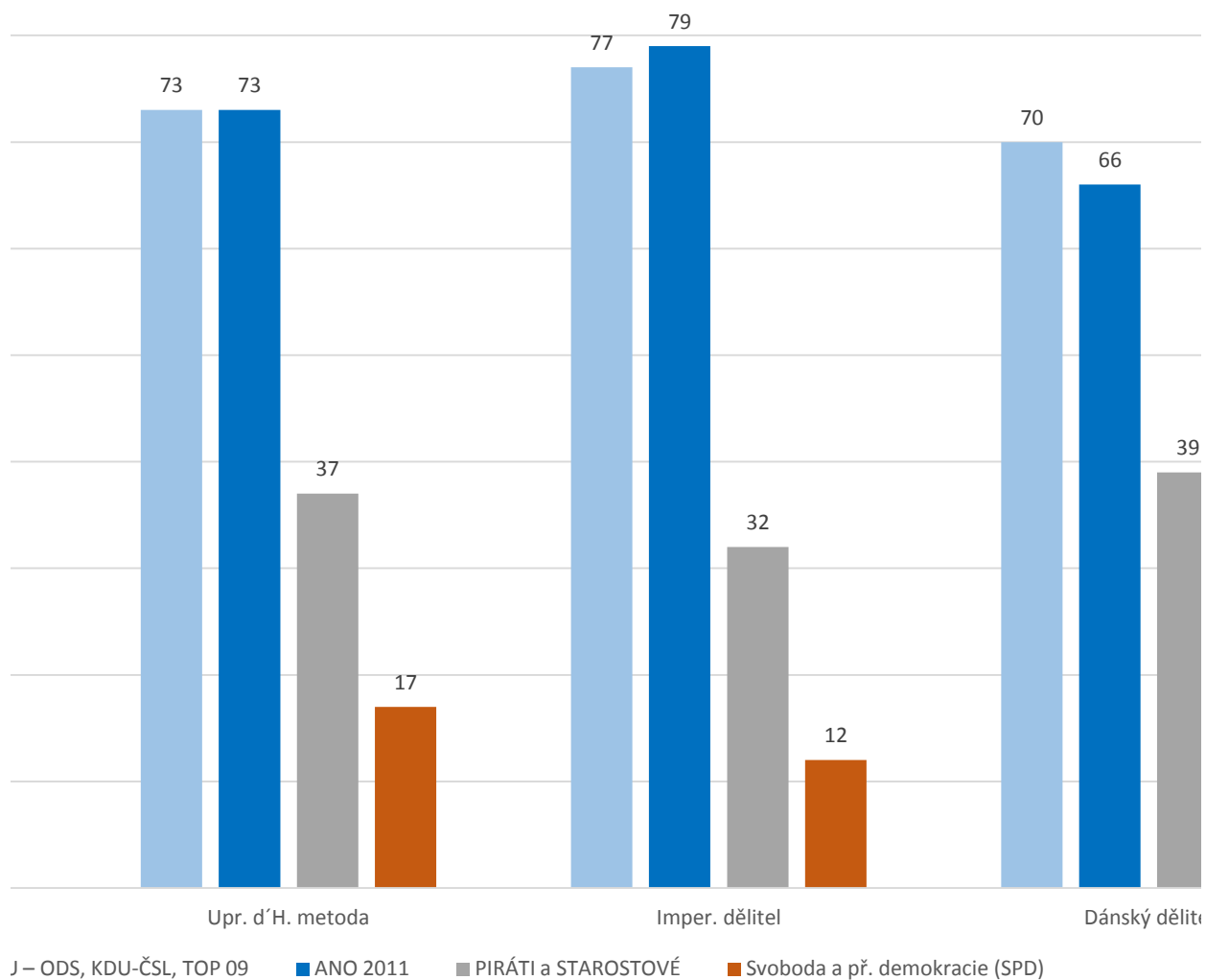
Metody vycházející z volební kvóty- Voleb



oní situace 1

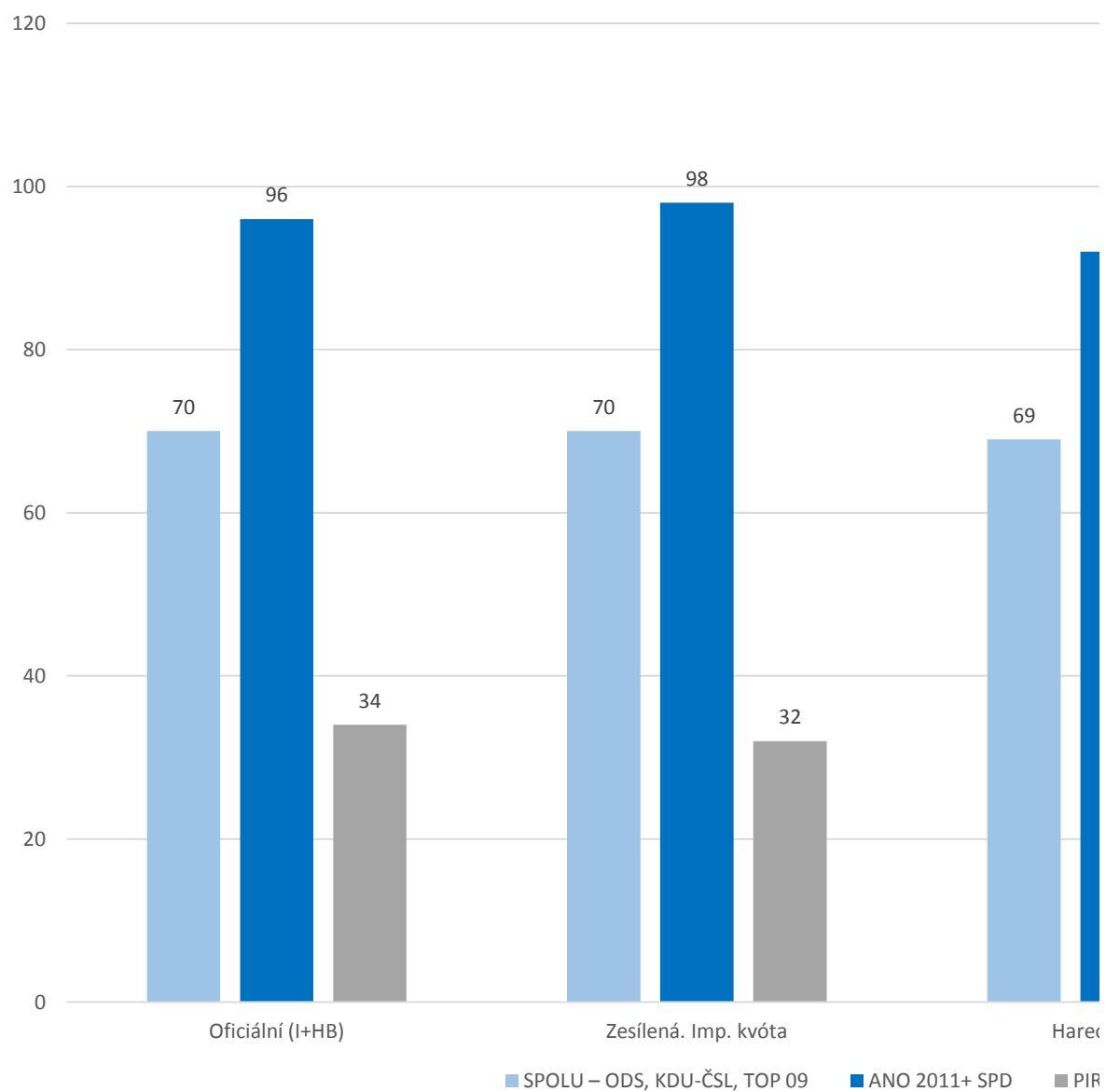


Metody vycházející z volebního dělitele- Volební situace 1

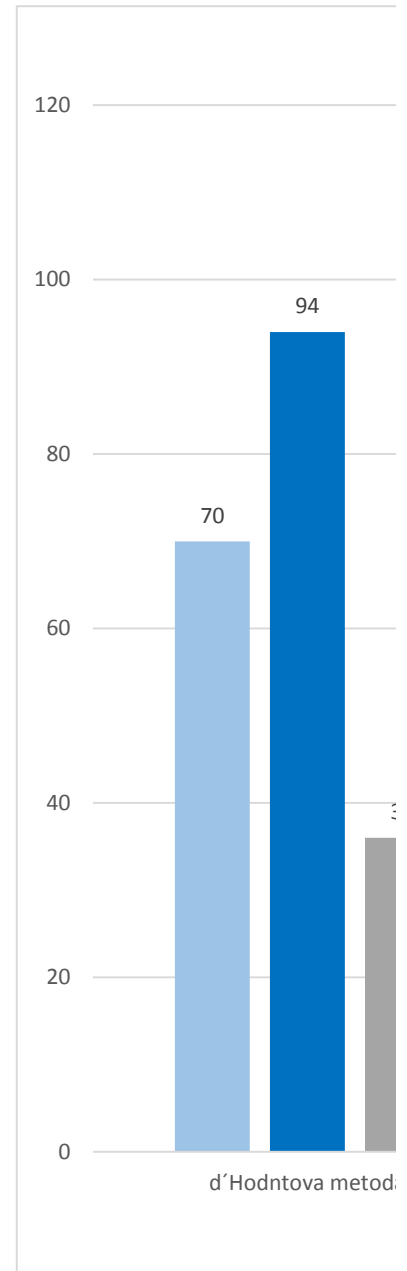
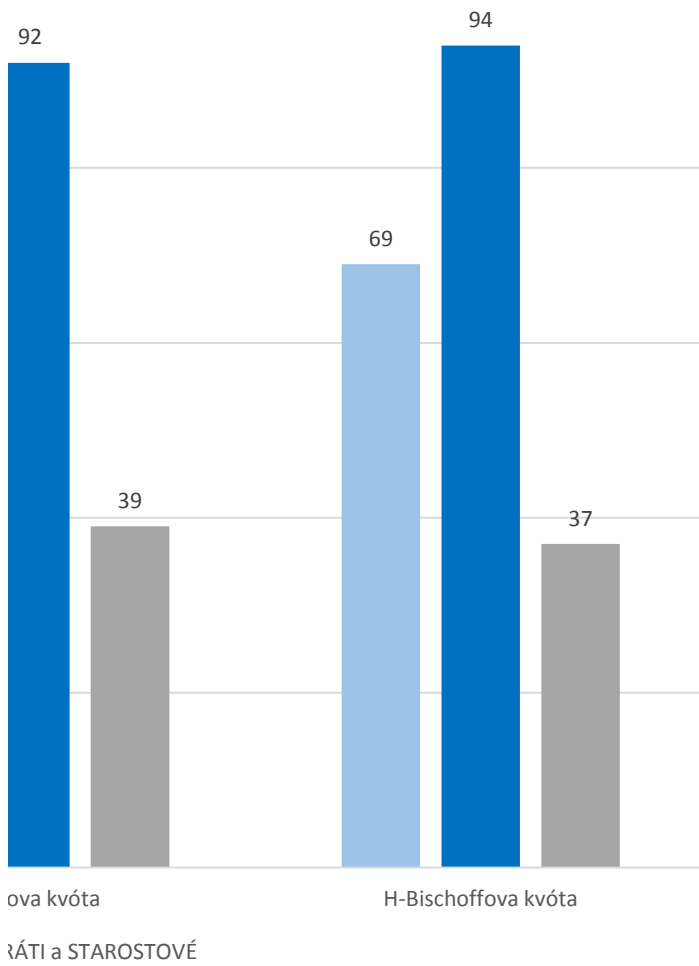




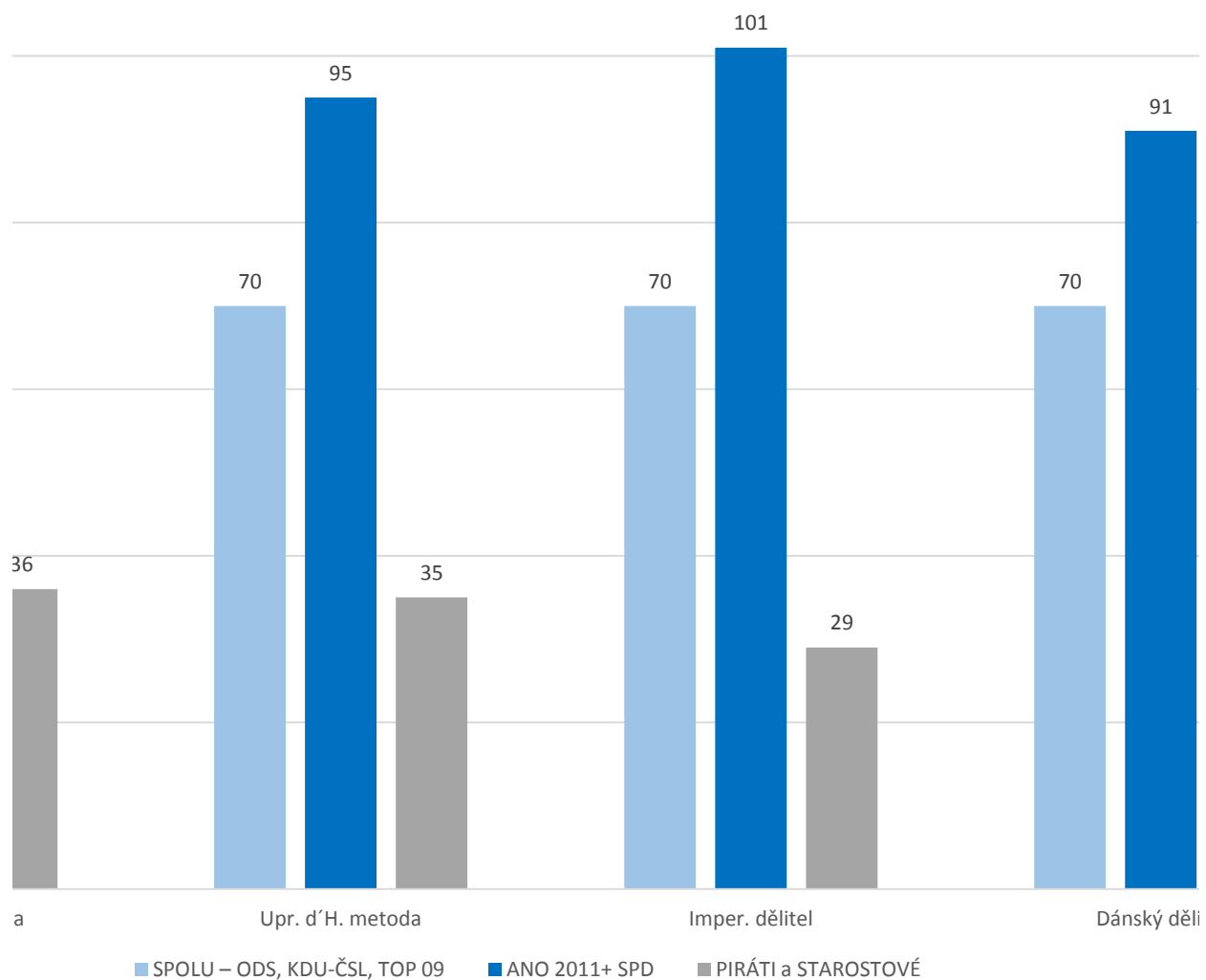
Metody vycházející z volební kvóty- Voleb




ní situace 2

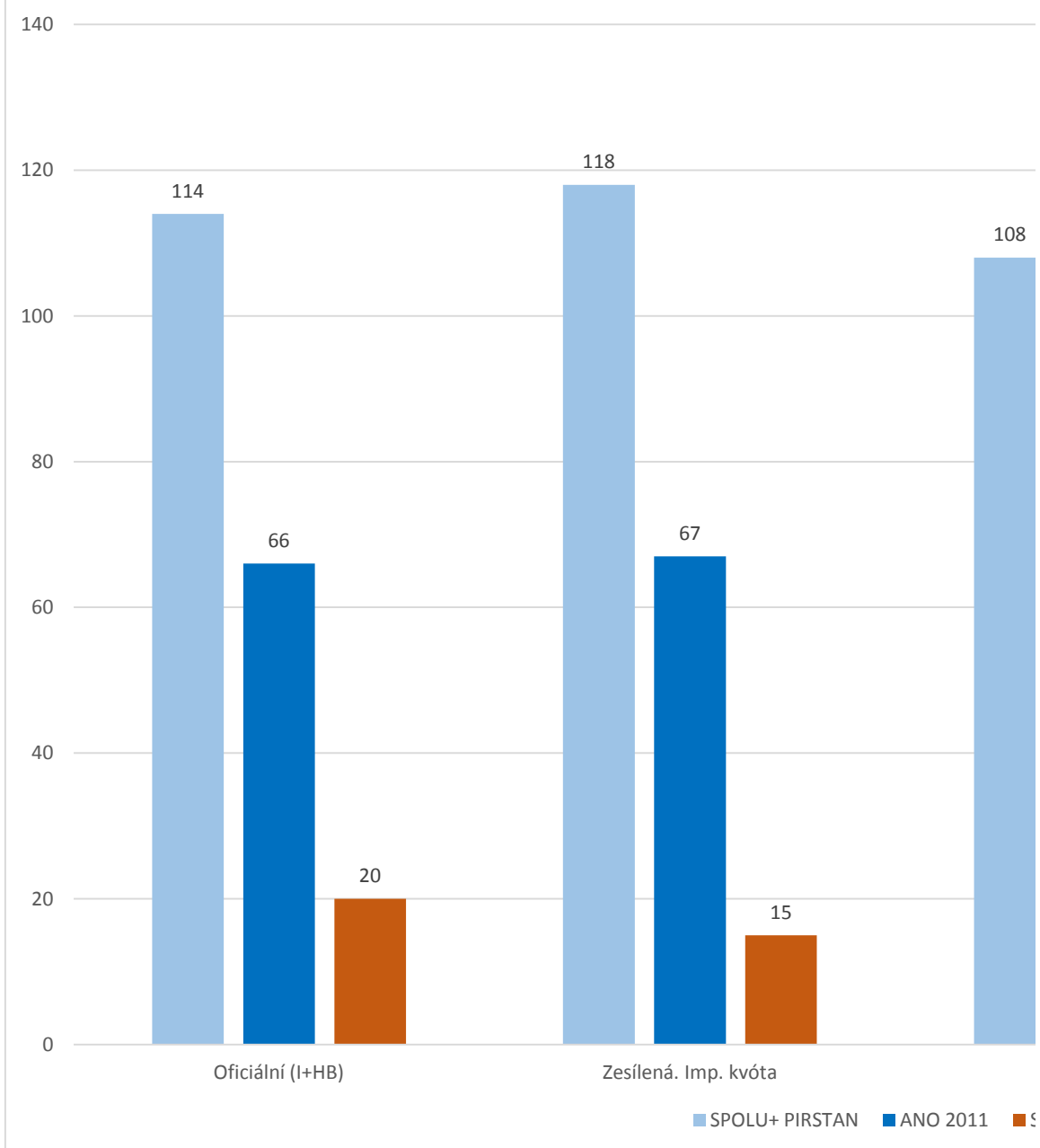


Metody vycházející z volebního dělitele- Volební situace 2

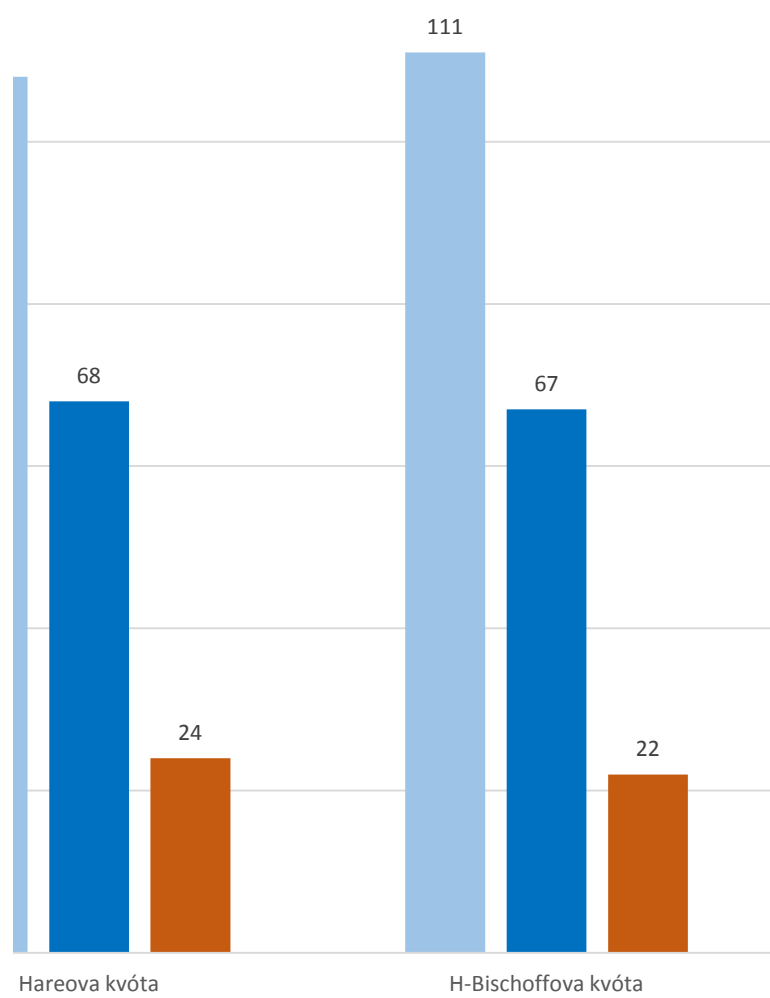




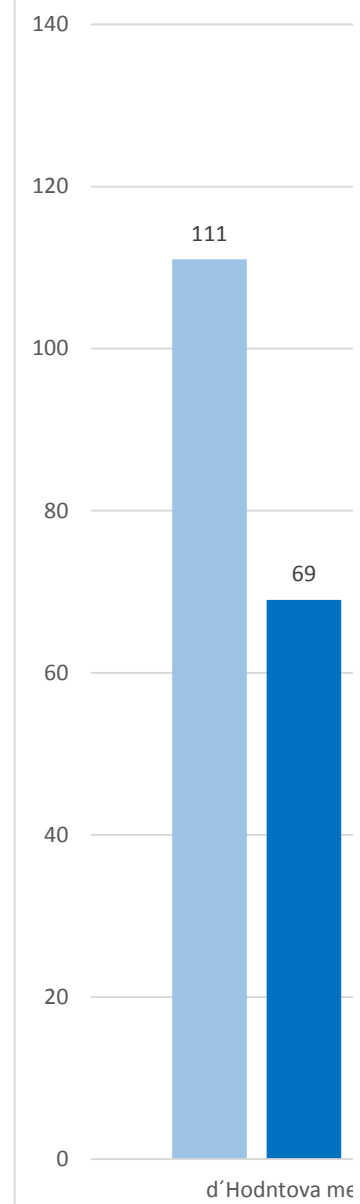
Metody vycházející z volební kvóty- Vo



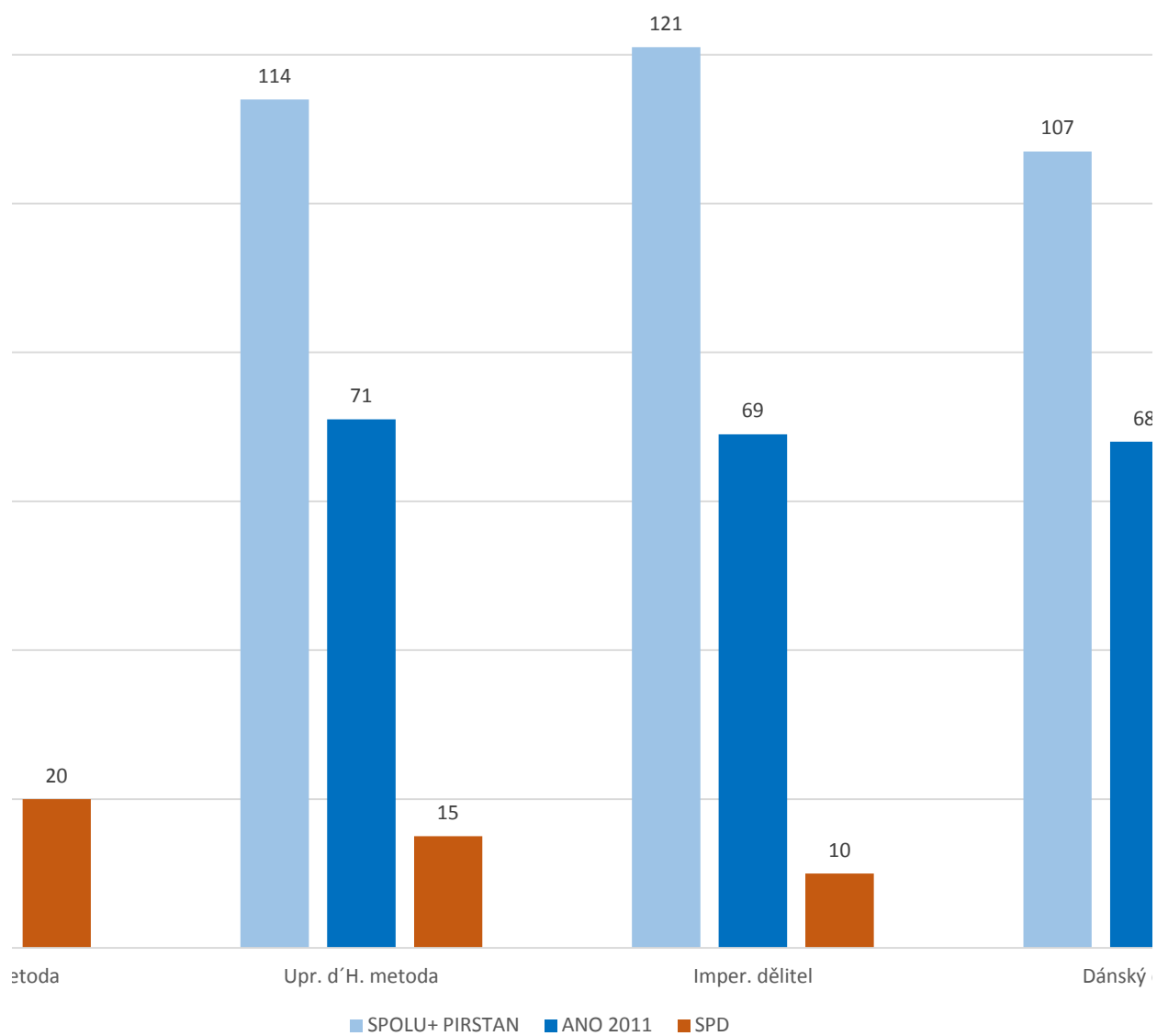
Volební situace 3

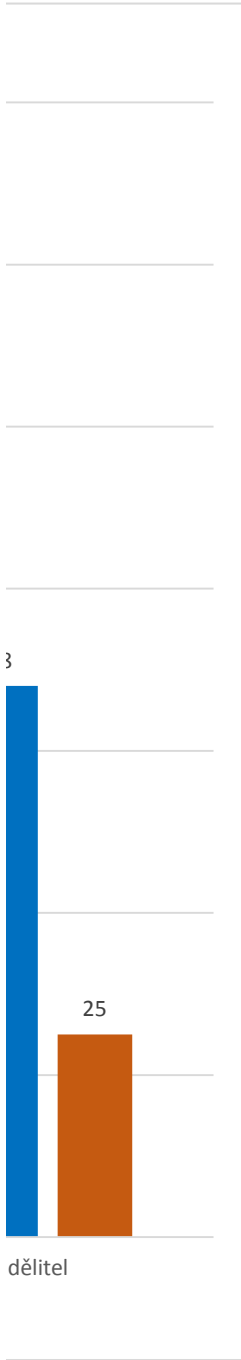


SPD

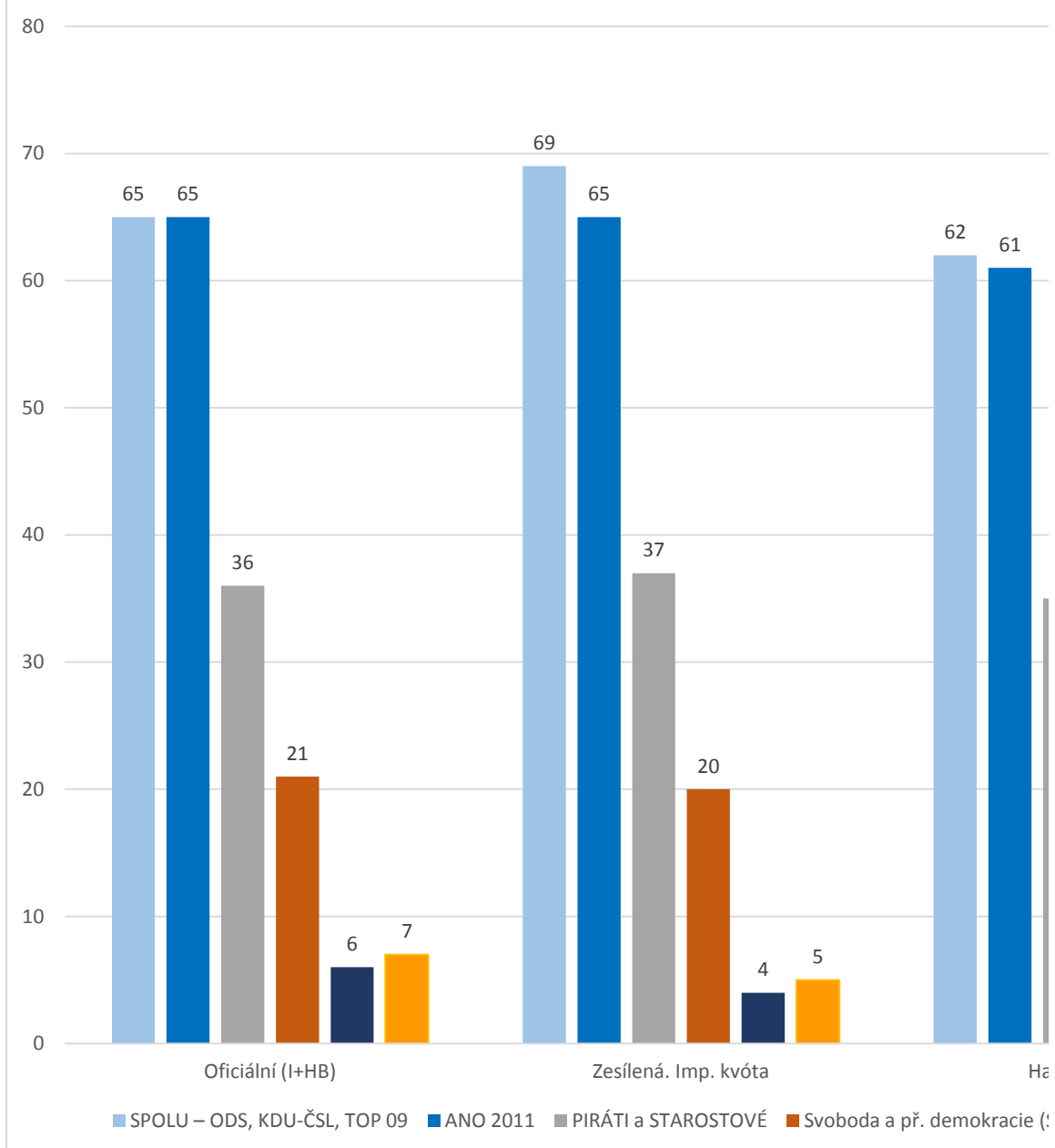


Metody vycházející z volebního dělitele- Volební situace 3

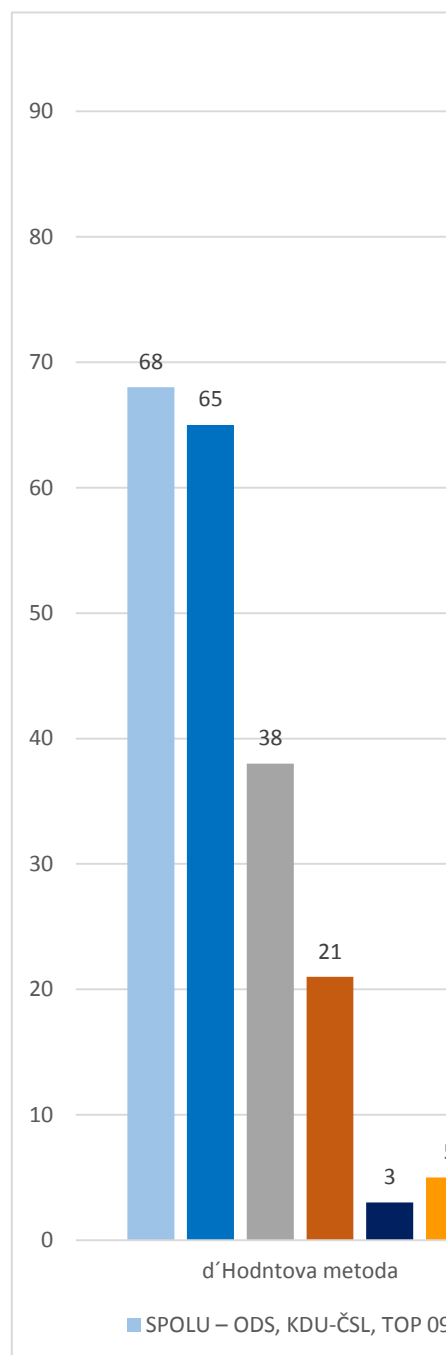
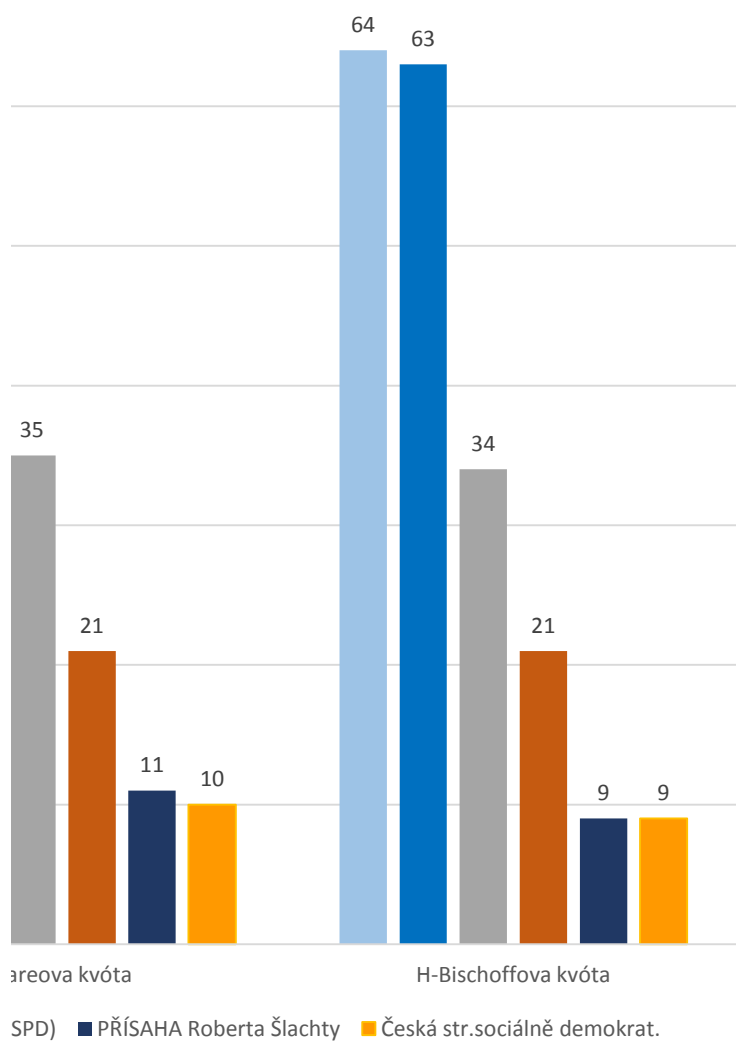




Metody vycházející z volební kvóty- Vol



elekční situace 4



Metody vycházející z volebního dělitele- Volební situace 4

