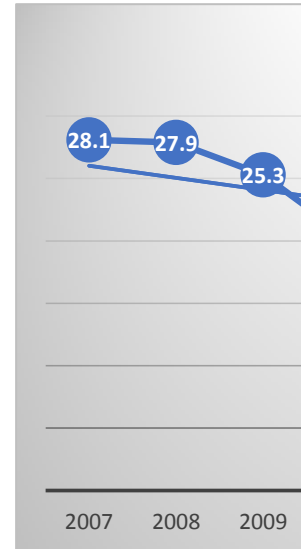
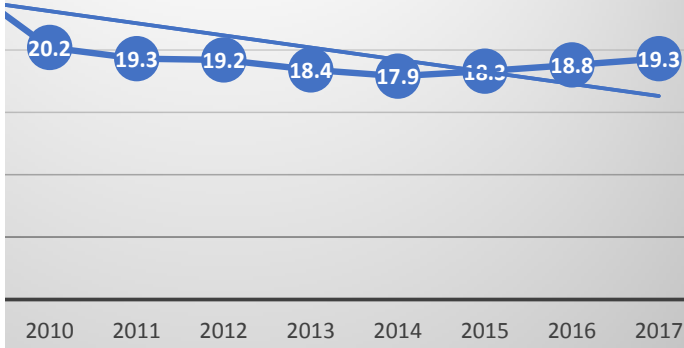


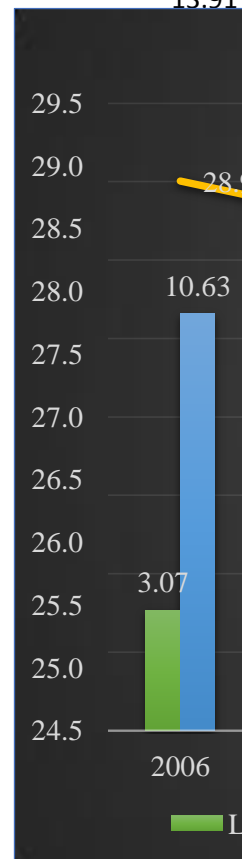
Year	GDP share (%)
2007	28.1
2008	27.9
2009	25.3
2010	20.2
2011	19.3
2012	19.2
2013	18.4
2014	17.9
2015	18.3
2016	18.8
2017	19.3



## GDP share (%)

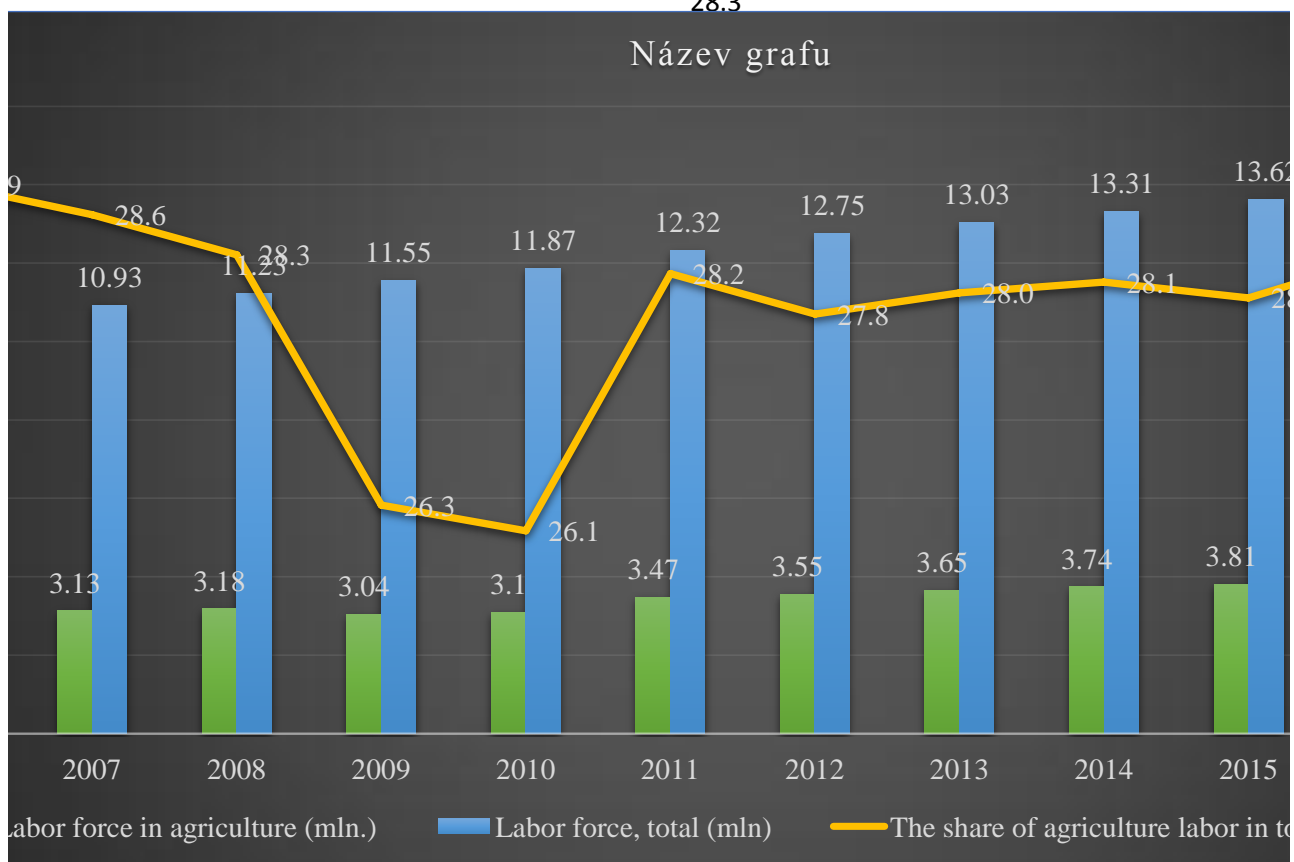


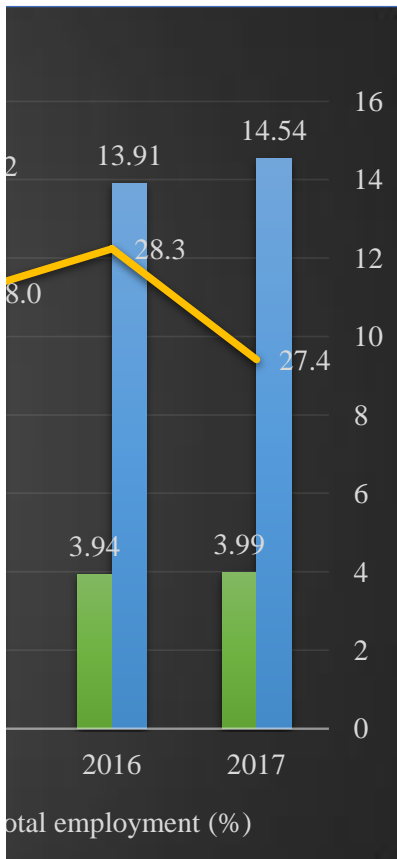
year	Labor force in agriculture (mln.)	Labor force, total (mln)
2006	3.07	10.63
2007	3.13	10.93
2008	3.18	11.23
2009	3.04	11.55
2010	3.1	11.87
2011	3.47	12.32
2012	3.55	12.75
2013	3.65	13.03
2014	3.74	13.31
2015	3.81	13.62
2016	3.94	13.91
2017	3.99	



The share of agriculture labor in total employment (%)

28.9  
28.6  
28.3  
26.3  
26.1  
28.2  
27.8  
28.0  
28.1  
28.0  
28.3





re\_in\_Economic\_Development\_of\_Uzbekistan

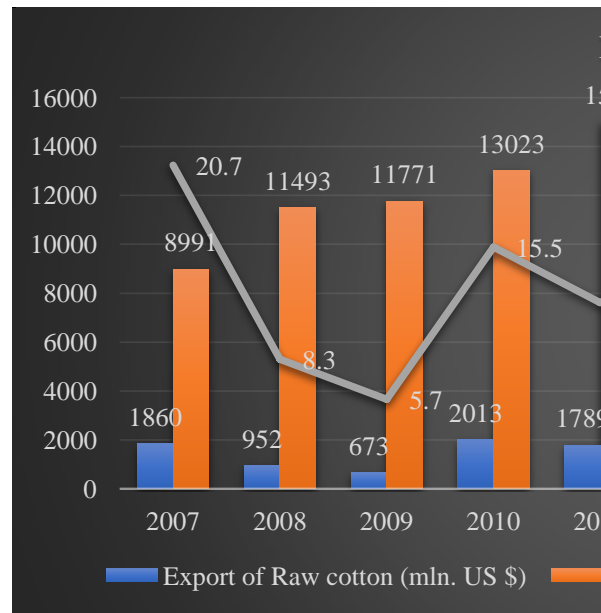
<b>Year</b>	<b>Export of Raw cotton (mln. US \$)</b>	<b>Total export (mln US \$)</b>
2007	1860	8991
2008	952	11493
2009	673	11771
2010	2013	13023
2011	1789	15021
2012	1995	13599
2013	1494	14322
2014	871	13545
2015	669	12507
2016	331	12094
2017	283	12553

<b>Year</b>	<b>Export of Cotton Yarn (mln. US \$)</b>	<b>Total export (mln. US \$)</b>
2007	354	8991
2008	401	11493
2009	540	11771
2010	839	13023
2011	841	15021
2012	913	13599
2013	979	14322
2014	1061	13545
2015	997	12507
2016	799	12094
2017	894	12553

**Share of Raw Cotton Export (%)**

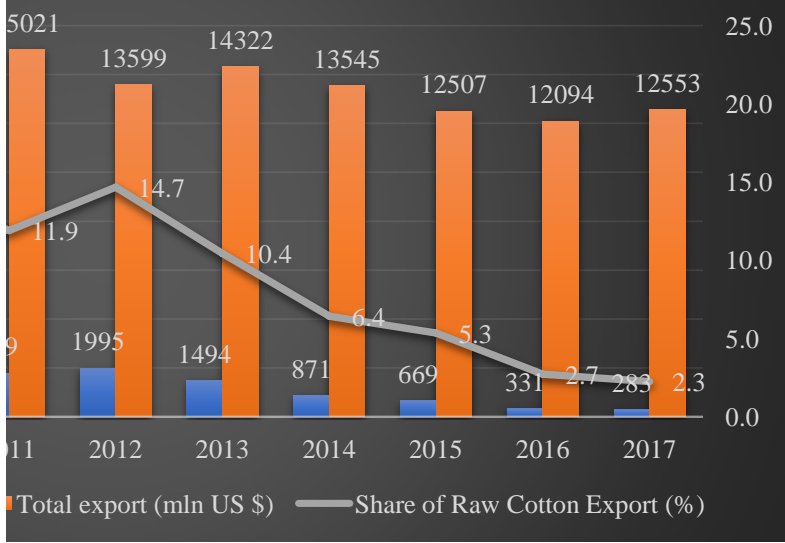
20.7  
8.3  
5.7  
15.5  
11.9  
14.7  
10.4  
6.4  
5.3  
2.7  
2.3

Share of Cotton Yarn Export (%)	
3.9	
3.5	
4.6	
6.4	
5.6	
6.7	
6.8	
7.8	
8.0	
6.6	
7.1	





Název grafu



	20
	Acreage planted
	Total (thousands of hectares)
Republic of Karakalpakstan	100
Andijan	107
Bukhara	115.4
Jizzakh	106.4
Kashkadarya	164
Navoi	39.4
Namangan	94.2
Samarkand	103.4
Surkhandarya	123
Syrdarya	115.3
Tashkent	108
Fergana	115
Khorezm	100
<b>Total for the country</b>	<b>1391.1</b>

2007	2012	
Raw cotton produced	Acreage planted	Raw cotton produced
Total (thousands of hectares)	Total (thousands of hectares)	Total (thousands of hectares)
185	94.7	180
310	99.6	283
360	109.6	342
234	101.8	224
426	160.4	417
110	35	101
261	86	238
248	99	238
345	119	335
248	110.2	239
275	100.2	255
323	103	290
275	93	257
<b>3600</b>	<b>1311.5</b>	<b>3399</b>

2017	
Acreage planted	Raw cotton produced
Total (thousands of hectares)	Total (thousands of hectares)
93.8	190
93.1	266
109.2	342
101	229
160.2	417
35.8	100
82.3	230
91.3	223
119.4	331
110.3	243
91.3	237
99.6	280
93.8	258
<b>1281.1</b>	<b>3346</b>