

Univerzita Hradec Králové
Pedagogická fakulta
Katedra speciální pedagogiky a logopedie

TERAPEUTICKÝ MATERIÁL

pro děti s vývojovou dysfázií

Jméno: Mgr. Veronika Strouhalová

Studijní program: Speciální pedagogika

Studijní obor: Speciální pedagogika rehabilitační činnosti a management speciálních zařízení
(K-SMN)

OBSAH:

1 BARVY

1.1 Poznávání barev

1.2 Tabulka s obrázky

1.3 Situační obrázek

2 ČÍSLA A POČETNÍ ŘADY

2.1 Číslo

2.2 Početní řady a určování rodů – skloňování do pěti

2.3 Počítání s barvami

3 VELIKOST A TVAR

3.1 Velký a malý

3.2 Více, méně a stejně

3.3 Kulatý a hranatý

4 POČET SLABIK

4.1 Určení počtu slabik

5 SLUCHOVÉ ROZLIŠOVÁNÍ

5.1 Zvuky zvířat 1

5.2 Zvuky zvířat 2

5.3 Diferenciace sykavek

5.4 Žetony k příkladání

5.5 Krátká a dlouhá slabika

6 IDENTIFIKACE HLÁSEK

6.1 Vizuální podpora

6.2 Obrázky bez grafie

6.3 První hláska

6.4 Poslední hláska

7 SYNTÉZA A ANALÝZA

7.1 Vizuální podpora

7.2 Vyhledávání písmen

7.3 Syntéza

7.4 Analýza

8 ZRAKOVÁ PERCEPCE

8.1 Odlišné obrázky

9 LOGICKÉ MYŠLENÍ

9.1 Co do řady nepatří?

10 SÉMANTICKÉ KATEGORIE

10.1 Oblečení

10.2 Ovoce

10.3 Statek a les

11 PŘEDLOŽKY

11.1 Základní obrázky

11.2 Tvorba vět s předložkami

11.3 Situační obrázek – předložky

11.4 Příkládání obrázků

12 TVOŘENÍ VĚT

12.1 Tvorba vět

13 ZVRATNÁ ZÁJMENA

13.1 Zvratná zájmena ve větě

13.2 Zvratná zájmena ve větě s předmětem

Materiál je rozdělen na dvě oblasti. V první části je zaměřen na **rozvoj percepčně-kognitivních schopností**, jako jsou barvy, čísla a početní řady, velikost a množství, počet slabik, rytmicizaci, rozvoj sluchového rozlišování, schopnost identifikace hlásek, určení první a poslední hlásky ve slovu, rozvoj sluchové analýzy a syntézy, rozvoj zrakové percepce a logického myšlení. Ve druhé části je materiál zaměřen na **rozvoj jazykových schopností**, tedy schopnost tvořit sémantické kategorie, předložkové vazby, tvořit věty a správně používat zvratná zájmena.

Vytvořený materiál lze svým charakterem považovat za diagnostiko-terapeutický a je určen zejména pro děti předškolního věku. Pro orientační zhodnocení schopností a dovedností dítěte lze použít cvičení z každé ze třinácti oblastí. Jestliže určitá oblast dělá dítěti potíže, lze využít další terapeutické listy pro individuální logopedická sezení. Jestliže dítě například neovládá barvy, lze pro terapii využít barevných karet, tabulek s obrázky a barevných situačních obrázků, které jsou součástí materiálu.




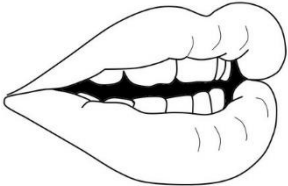

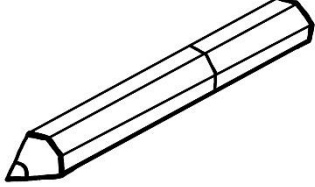









1.1 Poznávání barev

1.1 Karty k rozstřihání



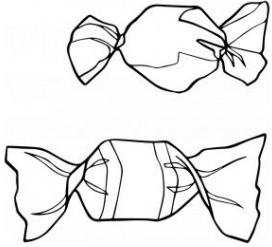


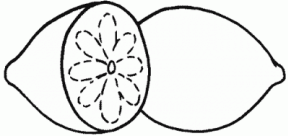




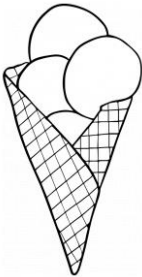


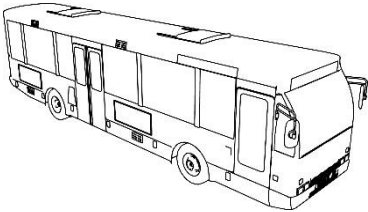
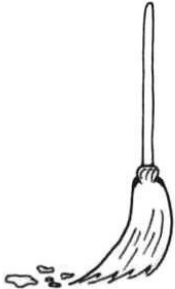
ČERVENÁ	ŽLUTÁ
MODRÁ	ZELENÁ
BÍLÁ	ČERNÁ

HNĚDÁ	ŠEDÁ
RŮŽOVÁ	FIALOVÁ
ORANŽOVÁ	BÉŽOVÁ



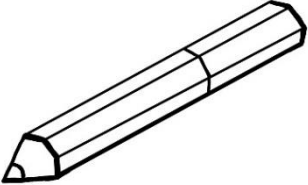








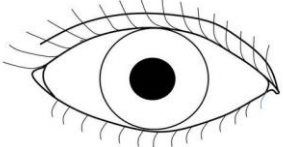



1.2 Tabulka s obrázky






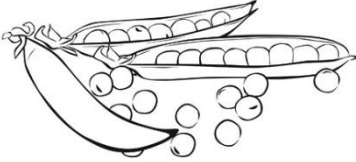




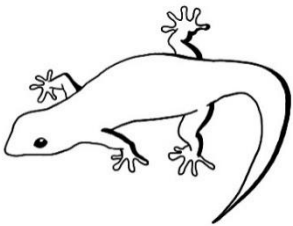




1.2 Tabulka s obrázky


1.2 Tabulka s obrázky


1.2 Tabulka s obrázky

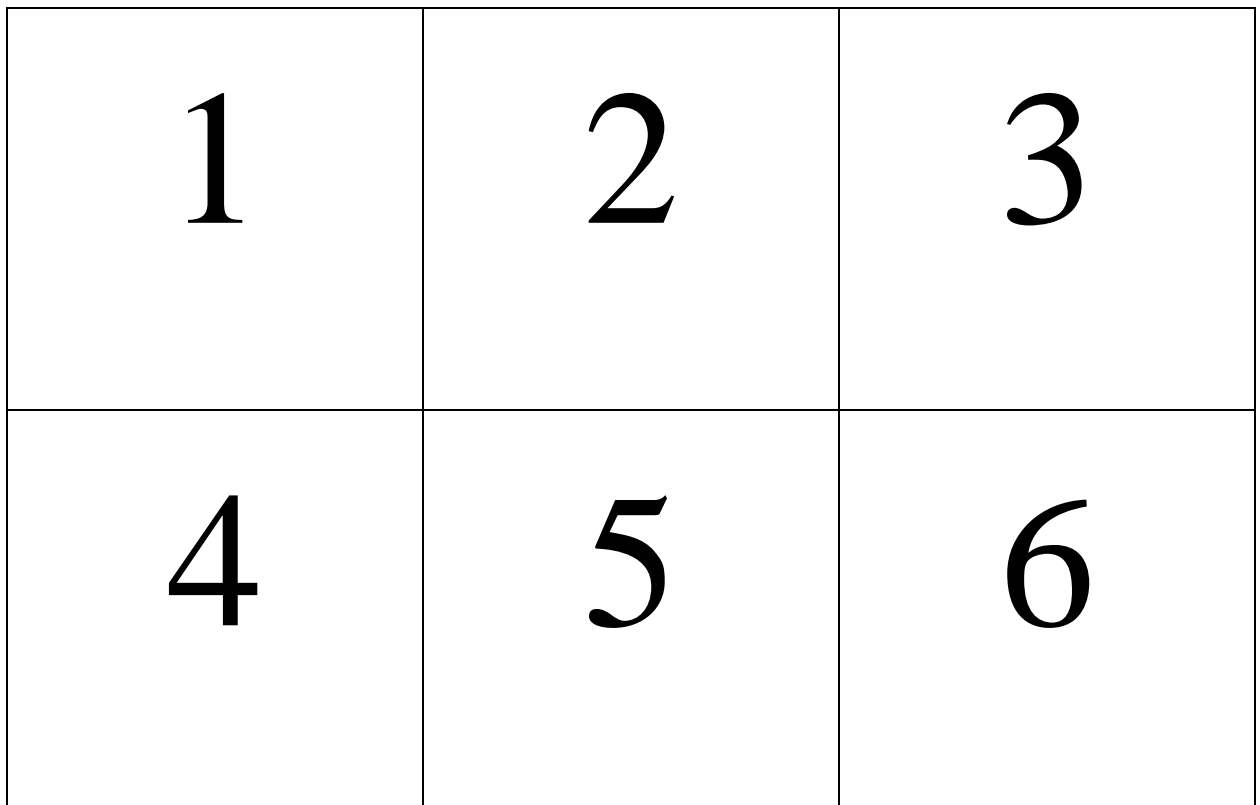

1.3 Situační obrázek














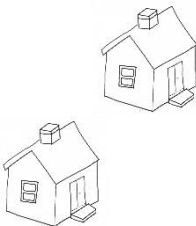
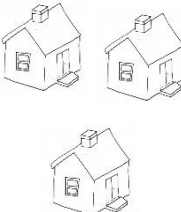
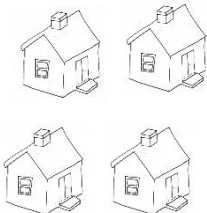
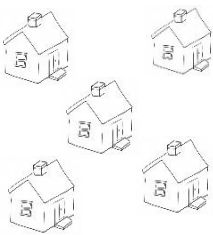

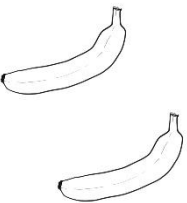
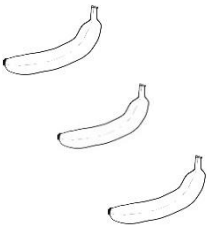

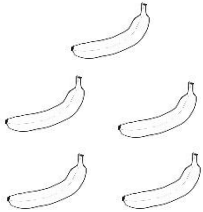





1.3 Situační obrázek


























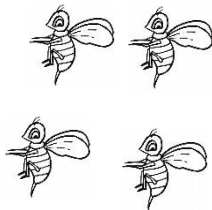

2.1 Číslo






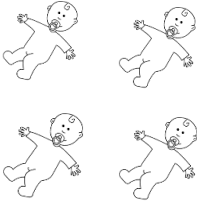

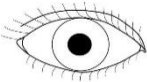
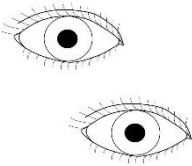
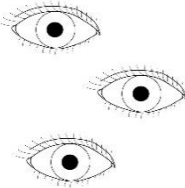
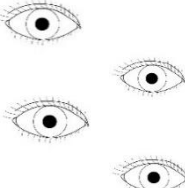
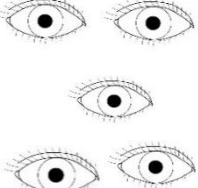

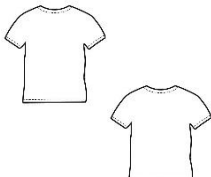











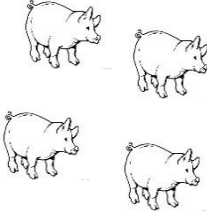
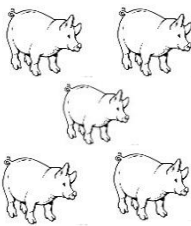
2.2 Početní řady a určování rodů – skloňování do pěti

				
1 MÍČ	2 MÍČE	3 MÍČE	4 MÍČE	5 MÍČŮ
				
1 PES	2 PSI	3 PSI	4 PSI	5 PSŮ
				
1 DŮM	2 DOMY	3 DOMY	4 DOMY	5 DOMŮ
				
1 BANÁN	2 BANÁNY	3 BANÁNY	4 BANÁNY	5 BANÁNŮ
				
1 KOHOUT	2 KOHOUTI	3 KOHOUTI	4 KOHOUTI	5 KOHOUTŮ


2.2 Početní řady a určování rodů – skloňování do pěti

				
1 HOLKA	2 HOLKY	3 HOLKY	4 HOLKY	5 HOLEK
				
1 KOČKA	2 KOČKY	3 KOČKY	4 KOČKY	5 KOČEK
				
1 JAHODA	2 JAHODY	3 JAHODY	4 JAHODY	5 JAHOD
				
1 BOTA	2 BOTY	3 BOTY	4 BOTY	5 BOT
				
1 VOSA	2 VOSY	3 VOSY	4 VOSY	5 VOS

2.2 Početní řady a určování rodů – skloňování do pěti

				
1 DÍTĚ	2 DĚTI	3 DĚTI	4 DĚTI	5 DĚTÍ
				
1 OKO	2 OČI	3 OČI	4 OČI	5 OČÍ
				
1 TRIČKO	2 TRIČKA	3 TRIČKA	4 TRIČKA	5 TRIČEK
				
1 KOLO	2 KOLA	3 KOLA	4 KOLA	5 KOL
				
1 PRASE	2 PRASATA	3 PRASATA	4 PRASATA	5 PRASAT

2.3 Počítání s barvami



3 MODRÉ MÍČE

2 HNĚDÍ PSI








3 ŽLUTÉ BANÁNY

2 ČERVENÉ JAHODY





4 ZELENÁ TRIČKA

1 ČERNÁ KOČKA

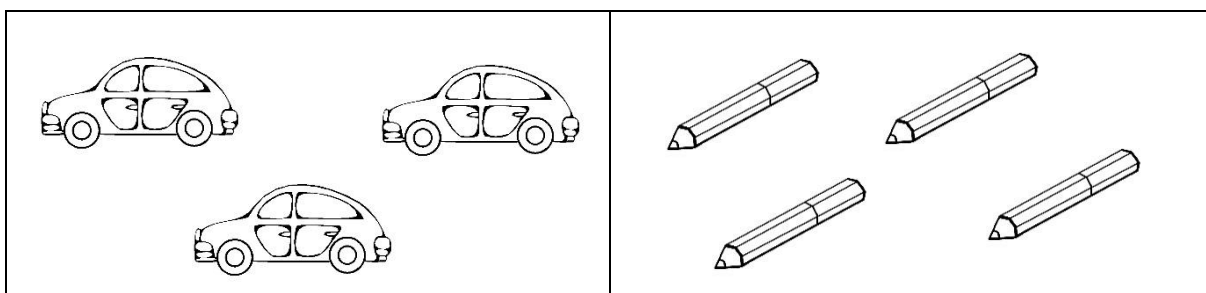




3.1 Velký a malý








3.1 Velký a malý





3.2 Více, méně a stejně







3.3 Kulatý a hranatý



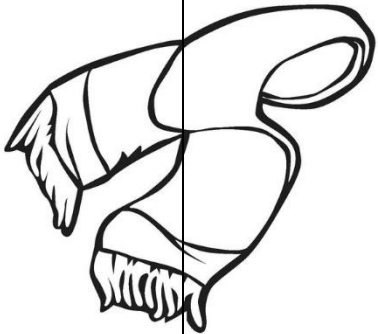

4.1 Určení počtu slabik



			
BO	TA	KOČ	KA

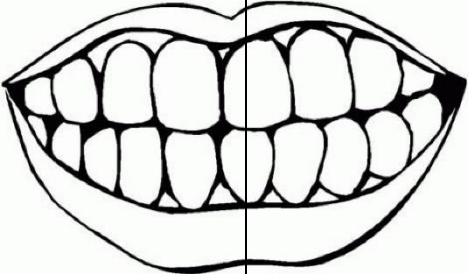

			
KO	LO	ŽÁ	BA

			
DEL	FÍN	MO	TÝL


4.1 Určení počtu slabik

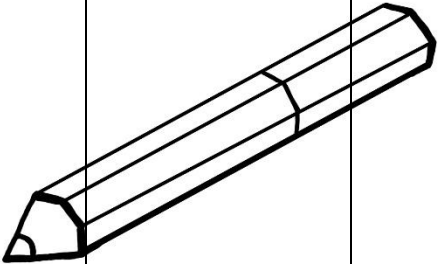
			
ŠÁ	LA	DÁ	REK

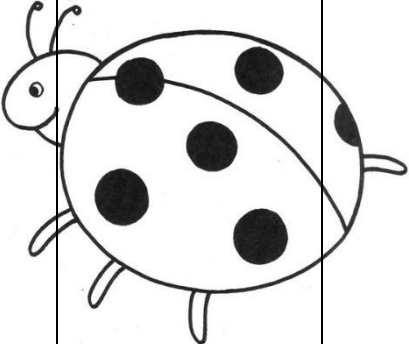
			
KO	ZA	BUN	DA

			
ZU	BY	BRÝ	LE


4.1 Určení počtu slabik


		
JEŠ	TĚR	KA


		
PAS	TEL	KA

		
BE	RUŠ	KA


4.1 Určení počtu slabik

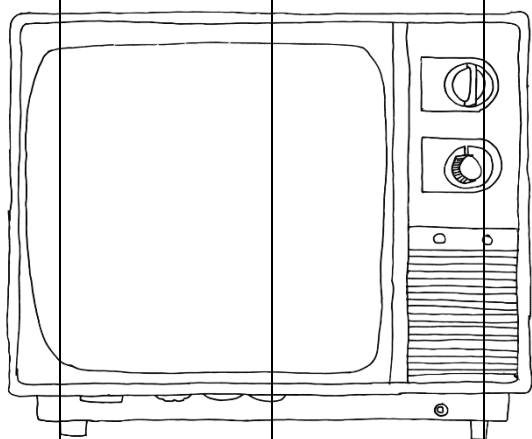
		
HO	DI	NY


		
VI	DLI	ČKA

		
TE	LE	FON


4.1 Určení počtu slabik

			
CHO	BOT	NI	CE


			
TE	LE	VI	ZE

			
KO	LO	BĚŽ	KA


5.1 Zvuky zvířat 1




5.2 Zvuky zvířat 2




5.3 Diferenciace sykavek



C




S




Z

5.3 Diferenciace sykavek

Č























S



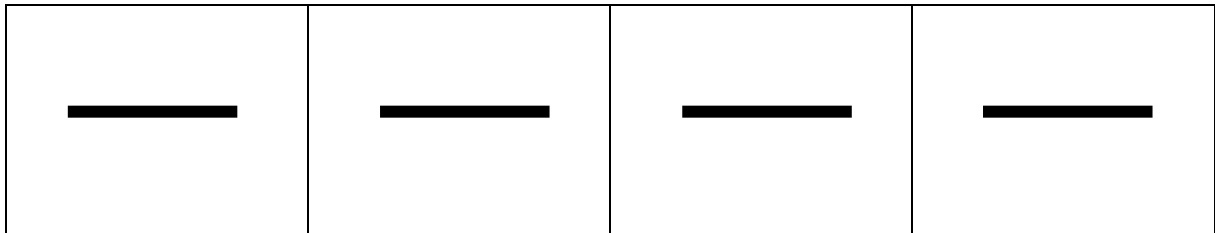
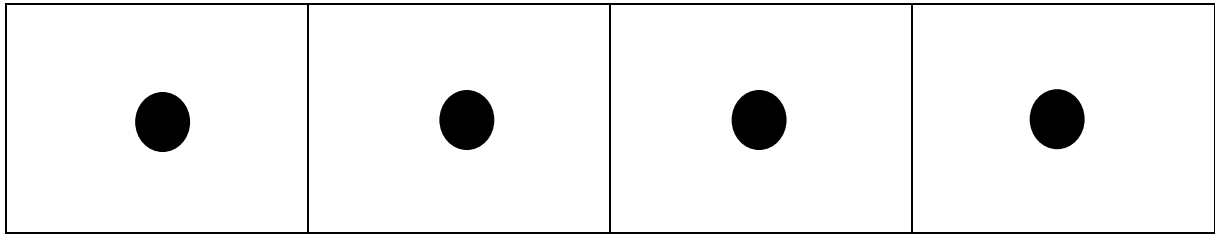
Ž



5.4 Žetony k přikládání



5.5 Krátká a dlouhá slabika



Slabiky – lá, mo, zá, dé, vy, šá, jů, ko, zé, hů, bé, po, ci, ší, ló, ky, pe, či, sá, vé, du

VIZUÁLNÍ PODPORA

Vytleskat a složit na obrázek

Nejprve lze využívat obrázky ze cvičení 4.1 a přiřkládat krátké/dlouhé slabiky na obrázek.

BEZ VIZUÁLNÍ PODPORY

Vytleskat a složit

Slova dvouslabičná – máma, lano, záda, mává, zima, jaro, léto, ruka, váza, deka, poník, budík, pití, žába, pusa, mísa, jáma, dýchá, zívá, ráno, šála, můra, kůra, dáma, kolo, sáně, noha,

Slova dvouslabičná – světlo, vlasy, svíčka, mušle, tráva, komár, moucha, brána, fouká, motýl, komín, bazén, květák, mráček, tužka, pánev, látka, papír, pírkó, poník, mašle, hrábě, smeták, balón, míček


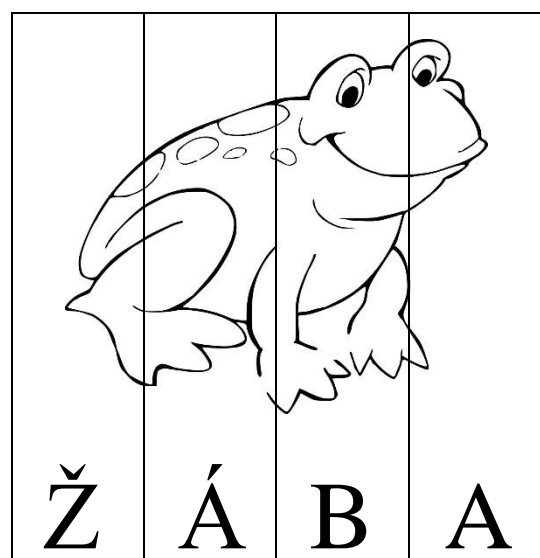



Slova trojslabičná – kominík, letadlo, párátko, zatačka, sklenička, ponožka, žirafa, kladivo, hrníček, ovladač, okurka, cibule, sluníčko, košile, námořník, vysavač, zábradlí, pláštěnka, žížala

Slova čtyřslabičná – náušnice, televize, koloběžka, rukavice, chameleon, strojvedoucí, pokladnička, peněženka, bradavice

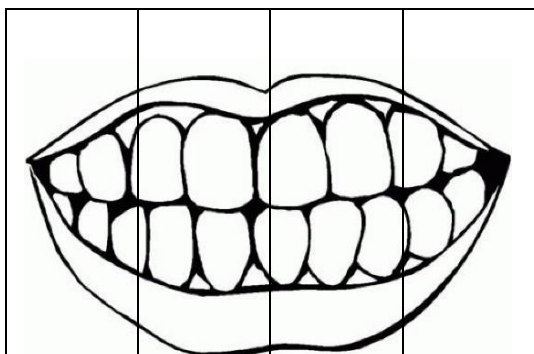
6.1 Identifikace hlásek – tabulka písmen

A	B	C
Č	D	E
F	G	H
CH	I	J
K	L	M
N	O	P
R	Ř	S
Š	T	U
V	Z	Ž


6.1 Vizualní podpora




6.1 Vizuální podpora



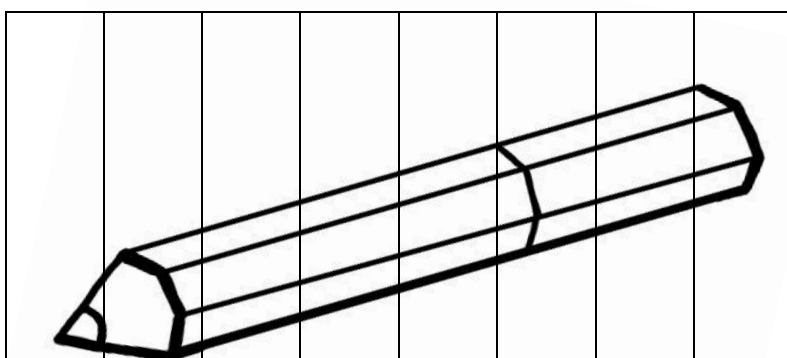
Z U B Y



V O S A




D Á R E K


















P A S T E L K A

6.2 Obrázky bez grafie



6.2 Obrázky bez grafie – otevřená slabika

6.3 První hláska

Při výslovnosti jednotlivých slov zdůrazníme první hlásku.













- Koza, lano, sova, pole, máma, dům, táta, vosy, noha, tužka, Adéla, basa, šaty, cibule, chata, jahoda, malina, ryba, čumák, okurka, fazole, pata, loket, husa, ulice, žihadlo, guma, řasa, kočka, pole, noha, jáma, zima, papír
- Pes, dům, buk, meč, sýr, loď, míč, zeď, hop, bič, nos, myš, puk, zip, nok, lak, fuj, výr, mák, kůl, šíp, lék, čáp, terč
- Agáta, Eskymák, atlas, emu, inkoust, umyvadlo, Ivan, opice, oliva, ucho
- Vlas, klíč, zvon, hlad, vlak, trám, svět, vlek, plat, mrož, cvik, dřep, flek, šnek, skok
- Hlava, zvonek, klacík, dveře, svítí, flétna, hračka, klíče, žvýká, platí

6.4 Poslední hláska

Při výslovnosti jednotlivých slov zdůrazníme poslední hlásku.

- Motýl, ovladač, náramek, králík, glóbus, kabát, krokodýl, salát, citron, zámek, autobus, delfín, kohout, domek, jelen, klíč, závoj, palec, svátek
- Pes, dům, buk, meč, sýr, hop, bič, nos, myš, puk, zip, nok, lak, šíp, lék, čáp
- Kočka, lano, tužka, pole, opice, emu, lampa, růže, záclona, hodiny, svíčka

7.1 Vizuální podpora

 HAD	 ŠATY	 LOŽ
 LIST	 ŽÁBA	 VOSA
 OPICE	 MELOUN	 SLON
 KYTARA	 ŽIDLE	 KALHOTY

7.2 Vyhledávání písmen

7.3 Syntéza

Osoba, která s dítětem pracuje, říká následující slova po hláskách:

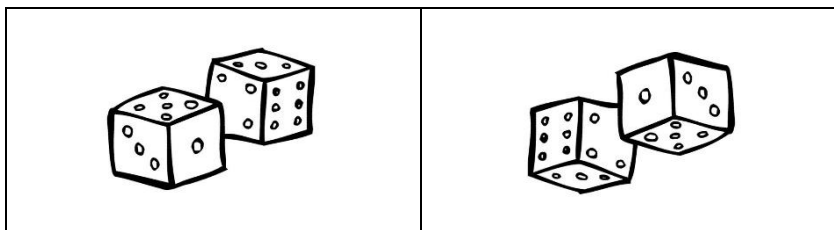

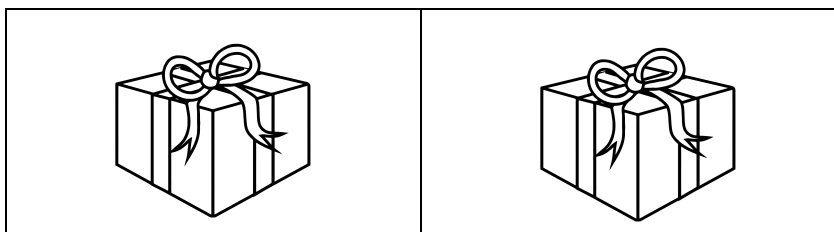
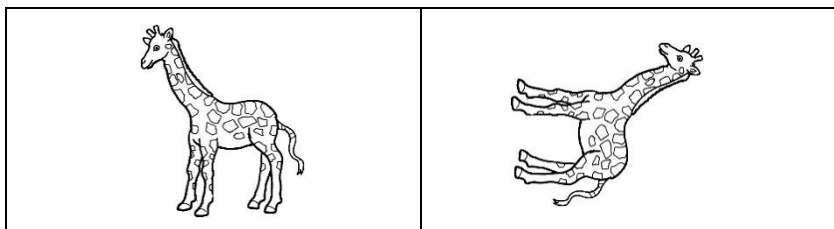


- p-e-s
- k-o-l-o
- m-e-č
- d-ů-m
- n-o-s
- p-o-l-e
- k-o-z-a
- t-u-ž-k-a
- m-y-š
- š-á-l-a
- s-t-ů-l
- ž-á-b-a
- n-ů-ž-k-y
- t-o-p-e-n-í
- l-i-š-k-a
- p-a-l-e-c
- p-o-n-o-ž-k-y
- t-e-l-e-v-i-z-e
- u-k-a-z-o-v-á-č-e-k
- o-v-l-a-d-a-č
- s-k-l-e-n-i-č-k-a
- b-r-a-m-b-o-r-á-k-y
- l-o-k-o-m-o-t-i-v-a

7.4 Analýza

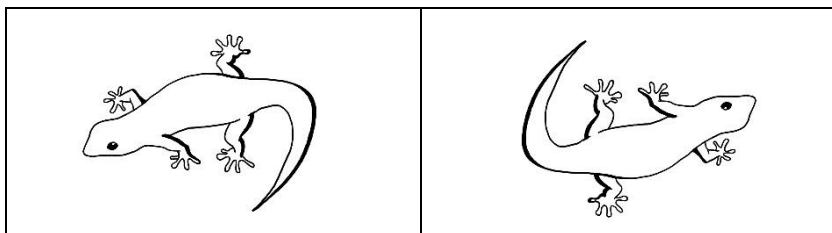

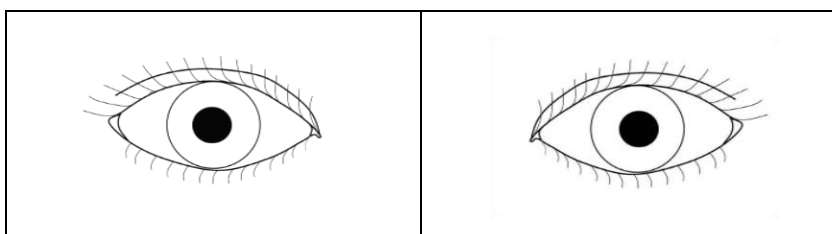

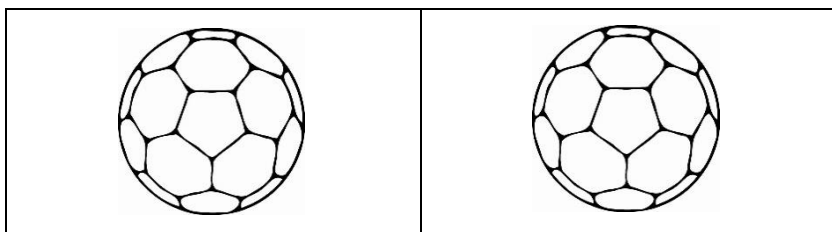
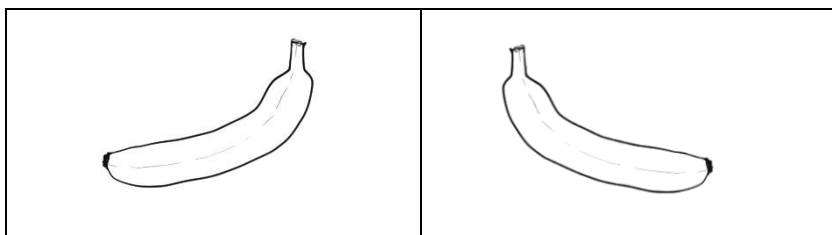
Osoba, která s dítětem pracuje, říká následující slova a dítě je opakuje po hláskách:

- | | |
|------------|---------------|
| - dům | - okno |
| - les | - lampa |
| - lak | - koberec |
| - nos | - malina |
| - noha | - telefon |
| - máma | - ukazováček |
| - mušle | - popelnice |
| - kytky | - doktorka |
| - pata | - papírnictví |
| - koleno | |
| - babička | |
| - kapesník | |
| - noviny | |
| - papír | |




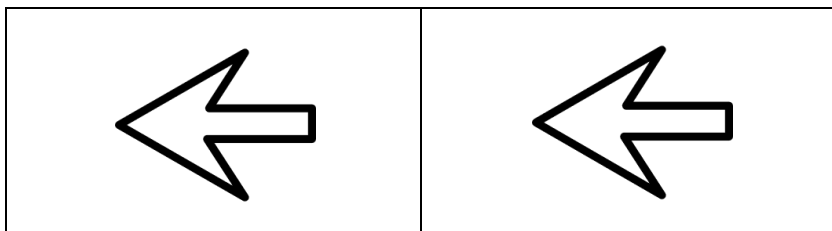
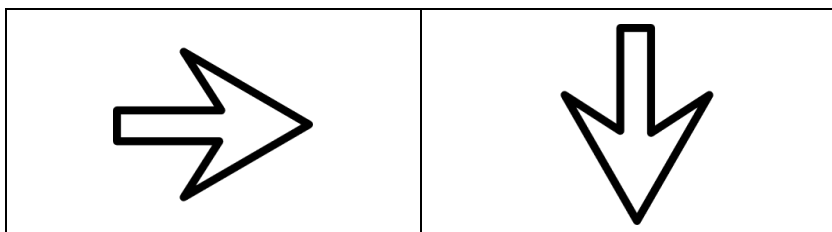

8.1 Odlíšné obrázky




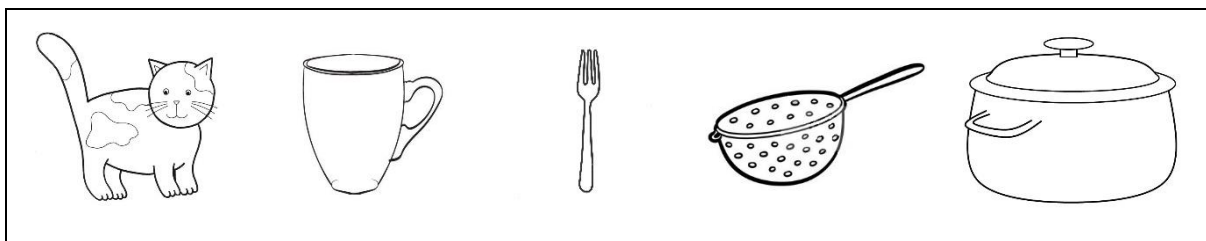

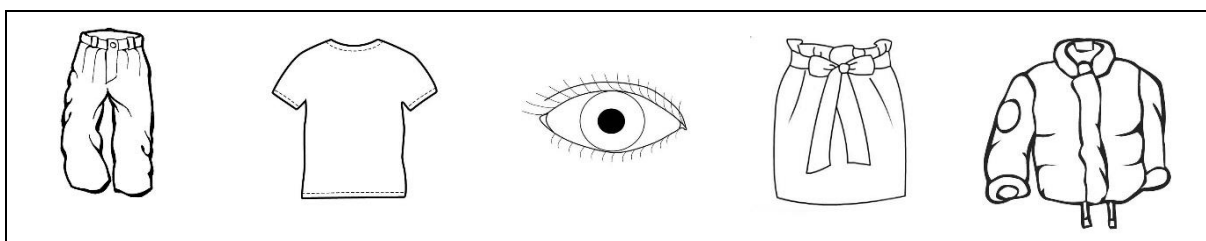
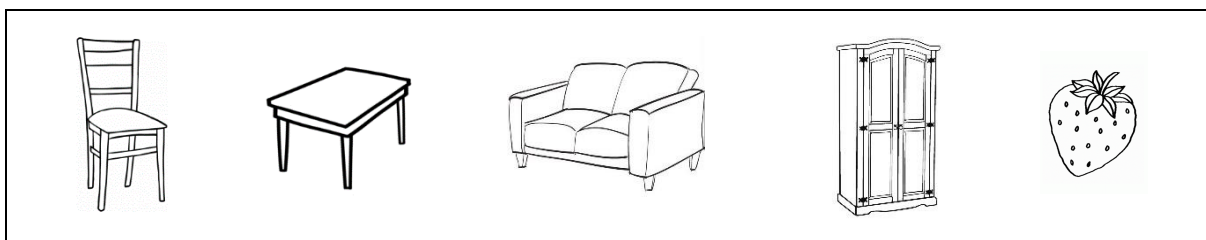
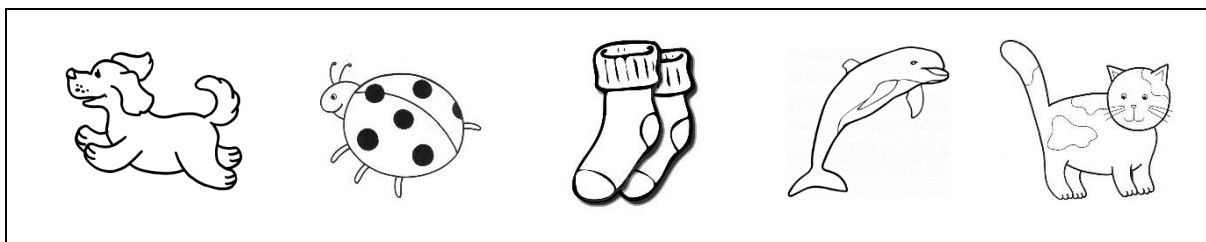
8.1 Odlišné obrázky



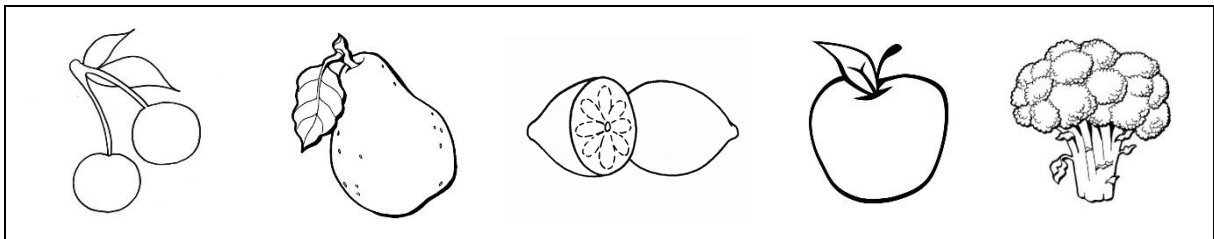
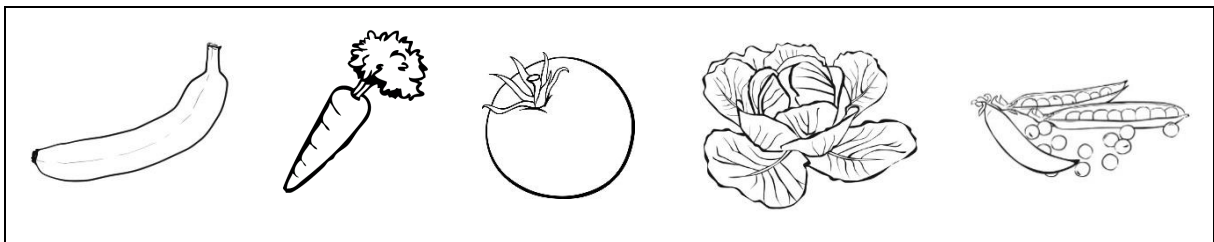



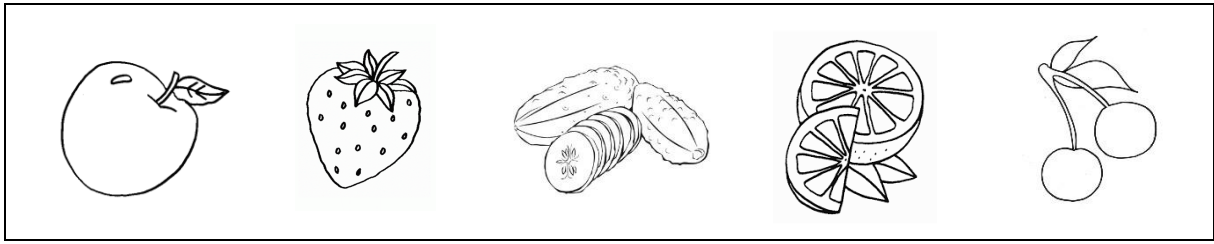
8.1 Odlišné obrázky




9.1 Co do řady nepatří




9.1 Co do řady nepatří




10.1 Oblečení



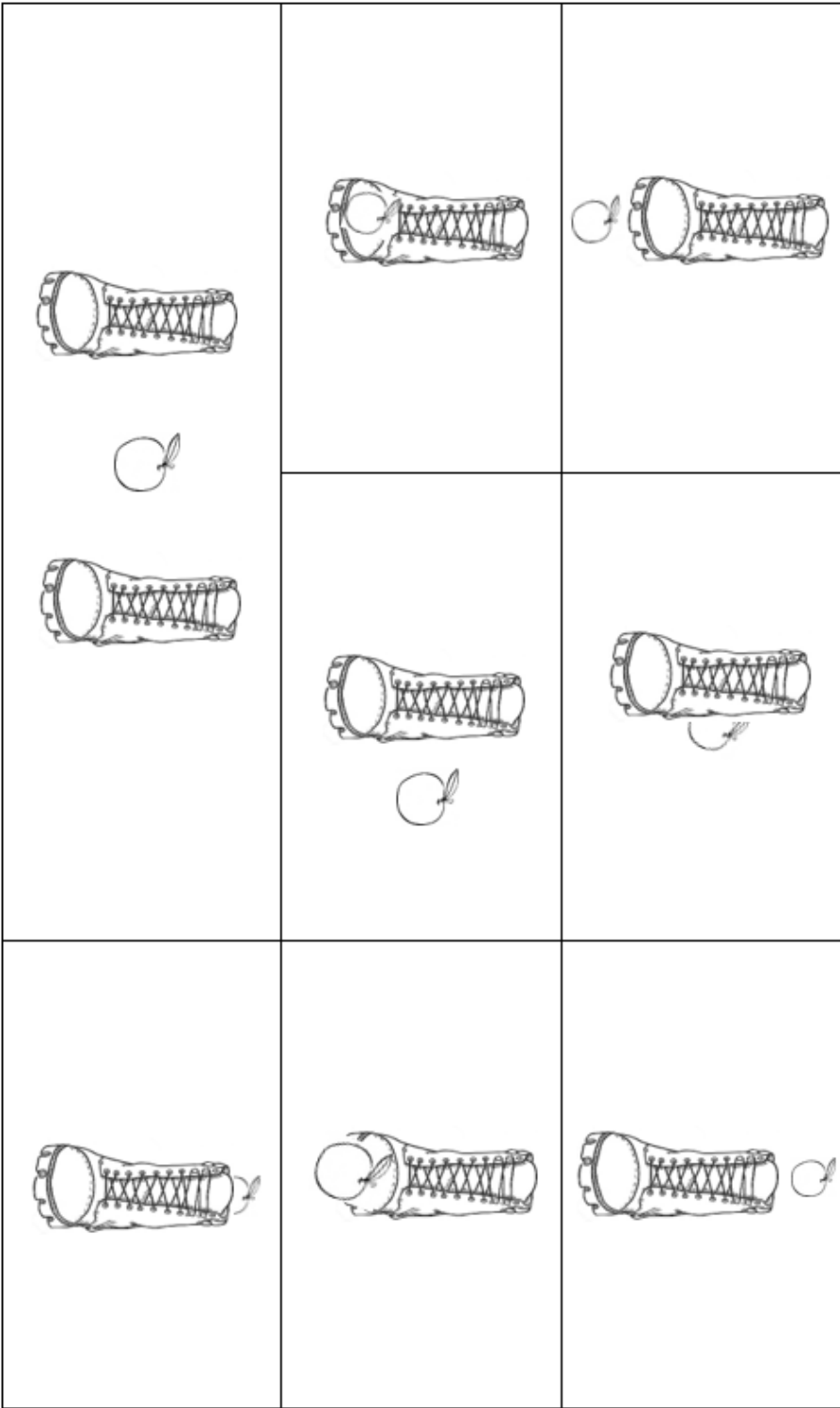
10.2 Ovoce



10.3 Statek a les


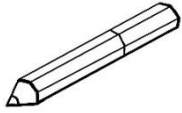


11.1 Základní obrázky


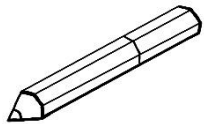


11.2 Tvorba vět s předložkami


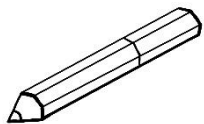
Tužka je




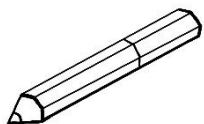
Tužka je



Tužka je





Tužka je





11.2 Tvorba vět s předložkami



Beruška je





Beruška je



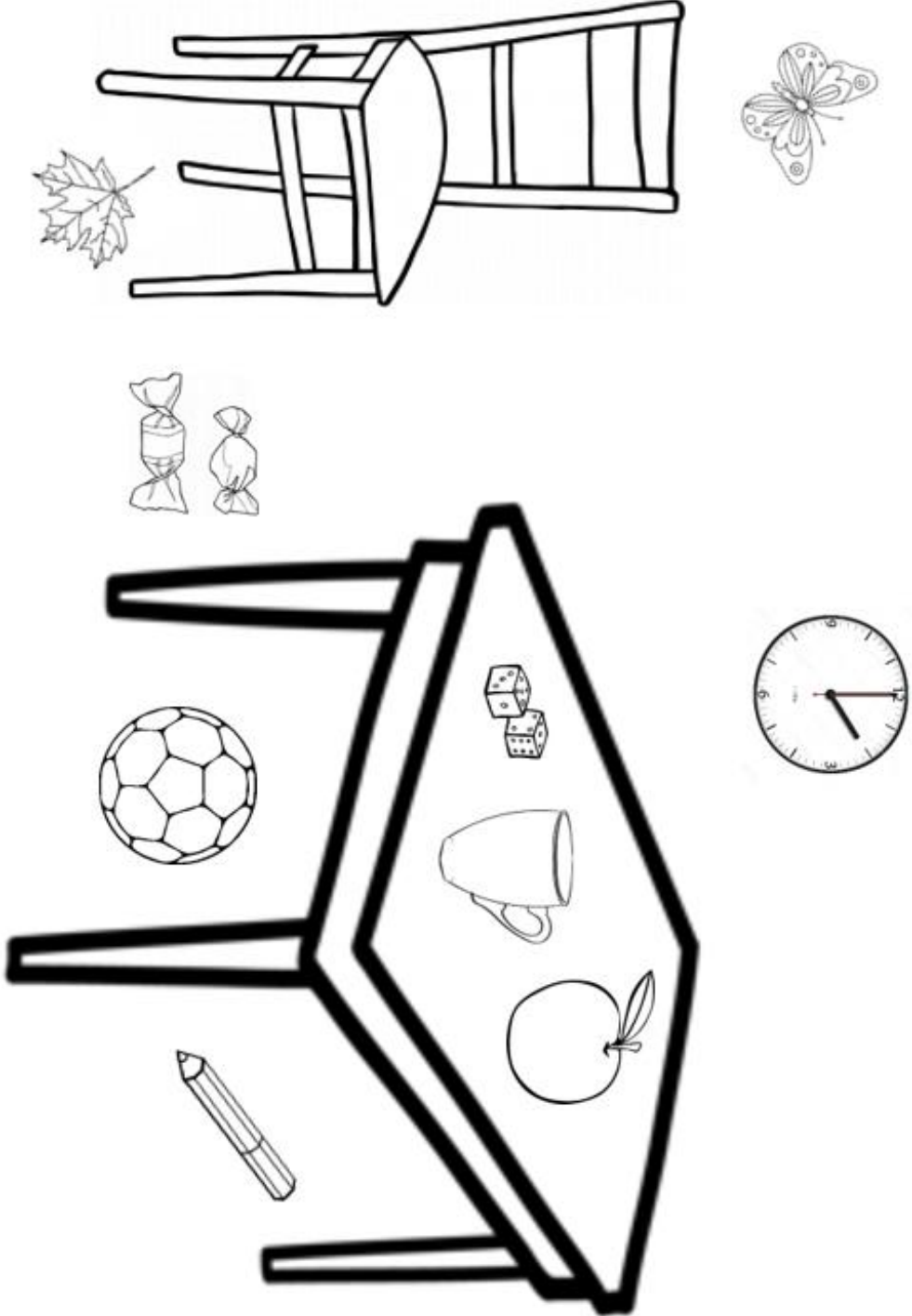
Beruška je




Beruška je



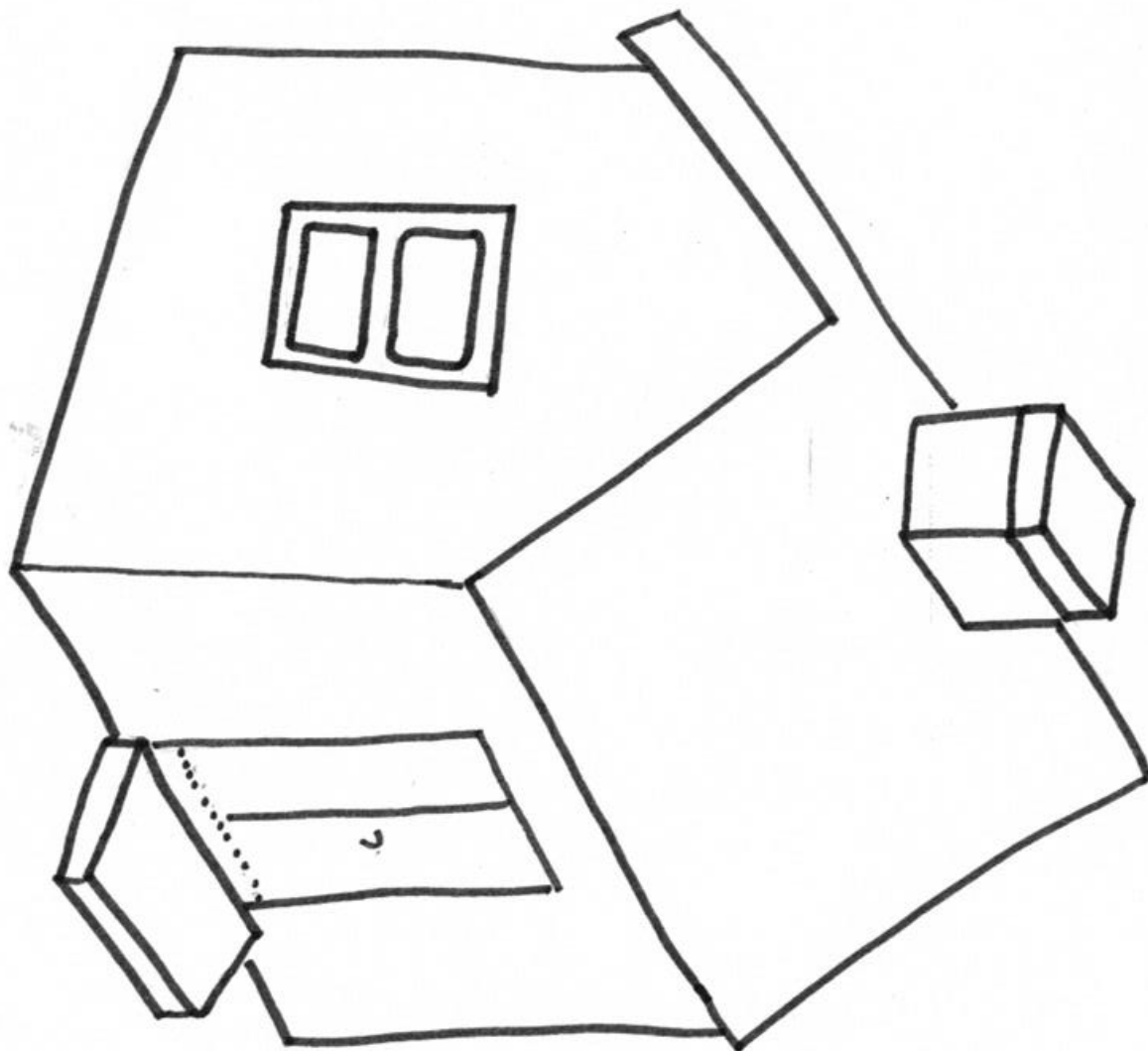
11.3 Situační obrázek – předložky

















11.3 Situační obrázek – předložky











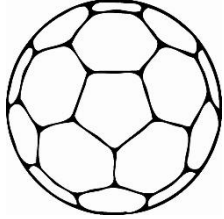



11.4 Přikládání obrázků



11.4 Přikládání obrázků






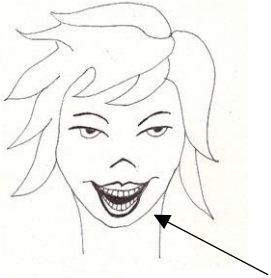


12.1 Tvorba vět

	<p>DÁVÁ</p> 	
	<p>ČTE</p> 	
	<p>HÁZÍ</p> 	
	<p>SEKÁ</p> 	









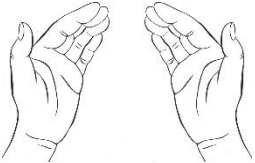



12.1 Tvorba vět

13.1 Zvratná zájmena ve větě

13.2 Zvratná zájmena ve větě s předmětem

13..2 Zvratná zájmena – k rozstříhání

SE	SE	SE	SE
----	----	----	----

SI	SI	SI	SI
----	----	----	----

INTERNETOVÉ ZDROJE OBRÁZKŮ:

<https://www.abcteach.com>

<http://avnoisetier.com>

<http://bodyjoy.us>

<https://br.depositphotos.com>

<https://cz.depositphotos.com>

<https://www.dobre-napady.sk>

<http://www.celysvet.cz>

<http://ctsaip.org>

<http://cwetlana-76.wixsite.com>

<https://cz.clipartlogo.com>

<http://www.daniela-kocian.estranky.cz>

<https://dekoking.com>

<https://cz.depositphotos.com>

<https://cz.pinterest.com>

<https://www.desenhosparacolorir.me>

<http://www.detskeomalovanky.cz>

<https://www.detskestranky.cz>

<http://detsky.blog.cz>

<https://dibujoscologear.es>

<http://digitalcameracomparison.info>

<https://digifolio.rvp.cz>

<https://es.wikipedia.org>

<https://www.flaticon.es>

<http://www.globalni-cteni.cz>

<http://harboarts.com>

<https://jitka-paskova-cz.webnode.cz>

<http://www.juklik.cz>

<http://www.kamaradske-hry.cz>

<http://kinderbilder.download>

<http://kolorowanki-dla-dzieci.org>

<https://www.leukvoorkids.nl>

<https://www.lustigeausmalbilder.info>

<http://m.i-creative.cz>

<http://www.malypablo.cz>

<https://market1-1.webnode.cz>

<https://www.mimibazar.cz>

<http://mlhyavalonu.blog.cz>

<https://myelitedetail.us>

<https://nl.depositphotos.com>

<http://obrazky.superia.cz>

<http://omalovanky.luksoft.cz>

<http://www.omalovanky.xf.cz>

<http://omalovanky.eu>

<http://www.omalovanky.cekuj.net>

<https://omalovankyprodeti.webnode.cz>

<https://www.omalovankykvytisteni.cz>

<http://omalovanky.unas.cz>

<http://www.omalovanky-zde.cz>

<http://www.pbd.be>

<https://www.pintarcolorir.com>

<https://www.pinterest.cl>

<http://www.predskolaci.cz>

<https://www.promaminky.cz>

<http://raskrasku.com>

<https://www.schoolplaten.com>

<https://spladdle.com>

<http://www.supercoloring.com>

<http://www.thetopfree.com>

<http://theartistique.me>

<http://wayback.webarchiv.cz>

<https://wiki.rvp.cz>

<http://www.xdaninka.estranky.cz>