

Export to China	In thousands of USD				
Comodity structure	2009	2010	2011	2012	2013
Capital goods	1,475	3,133	12,866	3,189	100,796
Consumer goods	226,416	163,237	1,046,401	386,535	205,933
Intermediate goods	2,355,765	3,115,315	4,352,886	4,824,495	3,943,111
Raw materials	3,304,936	6,838,414	10,877,232	11,270,191	10,123,907
Animal	705	769	826	1,135	3,136
Chemicals	580,251	943,840	1,291,808	1,379,713	1,328,158
Food Products	221	1,324	934	1,556	5,266
Footwear	989	0	21	0	2
Fuels	2,520,232	5,535,793	9,644,602	9,098,789	8,917,092
Hides and Skins	291,454	19,608	3,701	9,654	19,457
Mach and Elec	1,242	2,022	5,091	2,156	40,067
Metals	1,523,285	2,163,695	3,055,060	3,407,218	2,589,411
Minerals	955,785	1,411,996	2,233,033	2,475,888	1,319,094
Miscellaneous	332	2,735	3,738	1,050	290
Plastic or Rubber	3,488	15,384	22,399	41,608	16,823
Stone and Glass	62	465	95	1,310	2,569
Textiles and Clothing	5,592	10,803	15,914	6,915	12,195
Transportation	383	274	6,079	362	60,746
Vegetable	4,122	12,859	8,198	57,043	59,400
Wood	450	503	14	12	42
Total	11,777,184	20,242,169	32,580,899	32,968,818	28,747,496
Import from China	In thousands of USD				
Comodity structure	2009	2010	2011	2012	2013
Capital goods	1,280,347	1,962,159	2,622,330	3,822,401	3,916,896
Consumer goods	770,166	1,027,453	1,283,660	2,013,865	2,568,842
Intermediate goods	1,408,459	849,749	970,479	1,491,524	1,716,074
Raw materials	110,541	125,000	144,506	169,902	162,395
Animal	3,083	2,958	1,539	1,421	1,528
Chemicals	176,198	188,312	223,765	238,049	276,484
Food Products	32,894	34,819	44,606	60,138	62,383
Footwear	15,268	23,980	112,188	240,075	403,379
Fuels	20,768	61,365	98,257	56,174	45,582
Hides and Skins	12,563	15,524	25,602	51,791	100,617
Mach and Elec	1,180,930	1,745,893	2,215,627	3,070,372	3,460,488
Metals	1,243,001	608,382	593,899	1,095,078	1,370,866
Minerals	15,430	19,076	12,425	8,249	7,998
Miscellaneous	188,628	254,952	268,218	330,129	368,351
Plastic or Rubber	171,737	227,554	290,559	414,905	532,460
Stone and Glass	150,284	208,842	209,003	228,937	211,415
Textiles and Clothing	72,563	107,525	192,818	433,181	610,633
Transportation	151,279	299,977	552,522	1,044,853	657,622
Vegetable	88,810	93,482	109,050	138,164	138,558
Wood	46,094	71,879	71,020	86,200	116,102
Total	7,139,041	7,928,880	10,042,072	14,995,408	16,728,672

2014	2015	2016	2017	2018	2019	Total
138,230	24,783	42,728	8,914	5,088	8,002	349,205
292,226	118,899	156,416	148,484	1,089,081	1,623,522	5,457,150
3,181,949	2,844,175	2,555,113	3,559,186	3,215,459	3,560,248	37,507,700
6,186,480	2,492,280	1,460,669	2,081,391	1,997,848	2,631,635	59,264,983
4,346	5,128	6,167	6,816	7,089	21,111	57,227
1,194,223	1,212,759	831,817	1,038,999	680,488	613,718	11,095,774
7,135	17,684	13,149	7,569	13,073	44,434	112,345
0	0	6	7	217	51	1,294
5,171,197	2,146,013	1,013,013	1,001,379	1,950,192	2,828,095	49,826,398
15,232	15,580	7,707	6,230	3,709	3,847	396,180
74,877	17,424	35,346	8,922	5,115	5,886	198,149
1,951,895	1,599,229	1,689,334	2,390,833	2,410,407	2,812,215	25,592,583
1,179,876	364,581	481,753	1,089,005	954,033	1,134,397	13,599,443
2,458	2,719	2,513	271	244	974	17,323
17,850	3,925	732	145	496	222	123,073
2,635	1,928	1,345	268	373	416	11,467
6,478	5,605	12,416	82,450	62,901	51,564	272,833
61,216	3,522	7,992	10,825	2,368	1,705	155,472
109,966	83,718	111,373	153,480	215,320	300,954	1,116,432
33	321	264	776	1,451	3,816	7,682
19,598,304	10,960,275	8,429,852	11,595,950	12,614,952	15,646,813	205,162,711

2014	2015	2016	2017	2018	2019	Total
3,516,335	2,496,301	1,694,464	2,215,040	4,597,925	2,817,909	30,942,105
2,519,753	1,566,267	1,149,008	1,382,032	1,527,112	1,943,446	17,751,604
1,143,210	868,905	728,104	964,989	1,127,099	1,295,677	12,564,268
177,840	156,265	90,985	132,891	131,118	148,875	1,550,318
2,169	1,229	780	1,267	1,773	2,296	20,042
239,029	216,441	194,004	312,821	360,970	307,189	2,733,262
58,804	49,431	40,998	47,053	46,898	47,082	525,106
475,285	212,913	125,425	175,731	166,003	253,726	2,203,973
42,962	36,811	8,307	28,532	37,386	27,845	463,988
85,209	56,501	28,145	34,885	24,427	43,464	478,727
3,129,682	2,313,681	1,589,782	2,076,751	2,454,053	2,587,536	25,824,797
835,560	706,181	540,490	652,073	610,320	746,563	9,002,412
4,774	3,621	5,409	10,303	9,400	6,231	102,916
429,193	295,014	262,862	291,677	327,316	838,919	3,855,259
485,099	354,553	267,054	318,354	373,834	477,457	3,913,568
194,263	131,761	133,106	161,707	184,487	184,575	1,998,378
590,380	252,566	171,626	207,189	274,900	447,281	3,360,663
426,512	243,723	153,107	185,579	291,378	374,054	4,380,606
157,875	148,307	78,298	108,450	114,290	137,644	1,312,927
200,422	65,067	66,261	82,625	106,759	84,610	997,038
14,714,358	10,175,538	7,328,213	9,389,951	12,767,447	12,772,378	123,981,958

Comodity structure	2009	2010	2011	2012
Capital goods	0.01%	0.015%	0.04%	0.01%
Consumer goods	1.92%	0.806%	3.21%	1.17%
Intermediate goods	20.00%	15.390%	13.36%	14.63%
Raw materials	28.06%	33.783%	33.39%	34.18%
Animal	0.01%	0.004%	0.00%	0.00%
Chemicals	4.93%	4.663%	3.96%	4.18%
Food Products	0.00%	0.007%	0.00%	0.00%
Footwear	0.01%	0.000%	0.00%	0.00%
Fuels	21.40%	27.348%	29.60%	27.60%
Hides and Skins	2.47%	0.097%	0.01%	0.03%
Mach and Elec	0.01%	0.010%	0.02%	0.01%
Metals	12.93%	10.689%	9.38%	10.33%
Minerals	8.12%	6.976%	6.85%	7.51%
Miscellaneous	0.00%	0.014%	0.01%	0.00%
Plastic or Rubber	0.03%	0.076%	0.07%	0.13%
Stone and Glass	0.00%	0.002%	0.00%	0.00%
Textiles and Clothing	0.05%	0.053%	0.05%	0.02%
Transportation	0.00%	0.001%	0.02%	0.00%
Vegetable	0.03%	0.064%	0.03%	0.17%
Wood	0.00%	0.002%	0.00%	0.00%

Comodity structure	2009	2010	2011	2012
Capital goods	17.93%	24.75%	26.11%	25.49%
Consumer goods	10.79%	12.96%	12.78%	13.43%
Intermediate goods	19.73%	10.72%	9.66%	9.95%
Raw materials	1.55%	1.58%	1.44%	1.13%
Animal	0.04%	0.04%	0.02%	0.01%
Chemicals	2.47%	2.38%	2.23%	1.59%
Food Products	0.46%	0.44%	0.44%	0.40%
Footwear	0.21%	0.30%	1.12%	1.60%
Fuels	0.29%	0.77%	0.98%	0.37%
Hides and Skins	0.18%	0.20%	0.25%	0.35%
Mach and Elec	16.54%	22.02%	22.06%	20.48%
Metals	17.41%	7.67%	5.91%	7.30%
Minerals	0.22%	0.24%	0.12%	0.06%
Miscellaneous	2.64%	3.22%	2.67%	2.20%
Plastic or Rubber	2.41%	2.87%	2.89%	2.77%
Stone and Glass	2.11%	2.63%	2.08%	1.53%
Textiles and Clothing	1.02%	1.36%	1.92%	2.89%
Transportation	2.12%	3.78%	5.50%	6.97%
Vegetable	1.24%	1.18%	1.09%	0.92%
Wood	0.65%	0.91%	0.71%	0.57%

Comodity structure	2009	2010	2011	2012
Intermediate goods	20.00%	15.390%	13.36%	14.63%
Raw materials	28.06%	33.783%	33.39%	34.18%
Chemicals	4.93%	4.663%	3.96%	4.18%
Metals	12.93%	10.689%	9.38%	10.33%
Minerals	8.12%	6.976%	6.85%	7.51%

Comodity structure	2009	2010	2011	2012
--------------------	------	------	------	------

Capital goods	17.93%	24.75%	26.11%	25.49%
Consumer goods	10.79%	12.96%	12.78%	13.43%
Intermediate goods	19.73%	10.72%	9.66%	9.95%
Mach and Elec	16.54%	22.02%	22.06%	20.48%
Metals	17.41%	7.67%	5.91%	7.30%
Miscellaneous	2.64%	3.22%	2.67%	2.20%
Plastic or Rubber	2.41%	2.87%	2.89%	2.77%
Stone and Glass	2.11%	2.63%	2.08%	1.53%
Textiles and Clothing	1.02%	1.36%	1.92%	2.89%
Transportation	2.12%	3.78%	5.50%	6.97%

2013	2014	2015	2016	2017	2018
0.35%	0.71%	0.23%	0.51%	0.077%	0.04%
0.72%	1.49%	1.08%	1.86%	1.280%	8.63%
13.72%	16.24%	25.95%	30.31%	30.693%	25.49%
35.22%	31.57%	22.74%	17.33%	17.949%	15.84%
0.01%	0.02%	0.05%	0.07%	0.059%	0.06%
4.62%	6.09%	11.07%	9.87%	8.960%	5.39%
0.02%	0.04%	0.16%	0.16%	0.065%	0.10%
0.00%	0.00%	0.00%	0.00%	0.000%	0.00%
31.02%	26.39%	19.58%	12.02%	8.636%	15.46%
0.07%	0.08%	0.14%	0.09%	0.054%	0.03%
0.14%	0.38%	0.16%	0.42%	0.077%	0.04%
9.01%	9.96%	14.59%	20.04%	20.618%	19.11%
4.59%	6.02%	3.33%	5.71%	9.391%	7.56%
0.00%	0.01%	0.02%	0.03%	0.002%	0.00%
0.06%	0.09%	0.04%	0.01%	0.001%	0.00%
0.01%	0.01%	0.02%	0.02%	0.002%	0.00%
0.04%	0.03%	0.05%	0.15%	0.711%	0.50%
0.21%	0.31%	0.03%	0.09%	0.093%	0.02%
0.21%	0.56%	0.76%	1.32%	1.324%	1.71%
0.00%	0.00%	0.00%	0.00%	0.007%	0.01%

2013	2014	2015	2016	2017	2018
23.41%	23.90%	24.53%	23.12%	23.59%	36.01%
15.36%	17.12%	15.39%	15.68%	14.72%	11.96%
10.26%	7.77%	8.54%	9.94%	10.28%	8.83%
0.97%	1.21%	1.54%	1.24%	1.42%	1.03%
0.01%	0.01%	0.01%	0.01%	0.01%	0.01%
1.65%	1.62%	2.13%	2.65%	3.33%	2.83%
0.37%	0.40%	0.49%	0.56%	0.50%	0.37%
2.41%	3.23%	2.09%	1.71%	1.87%	1.30%
0.27%	0.29%	0.36%	0.11%	0.30%	0.29%
0.60%	0.58%	0.56%	0.38%	0.37%	0.19%
20.69%	21.27%	22.74%	21.69%	22.12%	19.22%
8.19%	5.68%	6.94%	7.38%	6.94%	4.78%
0.05%	0.03%	0.04%	0.07%	0.11%	0.07%
2.20%	2.92%	2.90%	3.59%	3.11%	2.56%
3.18%	3.30%	3.48%	3.64%	3.39%	2.93%
1.26%	1.32%	1.29%	1.82%	1.72%	1.44%
3.65%	4.01%	2.48%	2.34%	2.21%	2.15%
3.93%	2.90%	2.40%	2.09%	1.98%	2.28%
0.83%	1.07%	1.46%	1.07%	1.15%	0.90%
0.69%	1.36%	0.64%	0.90%	0.88%	0.84%

2013	2014	2015	2016	2017	2018
13.72%	16.24%	25.95%	30.31%	30.693%	25.49%
35.22%	31.57%	22.74%	17.33%	17.949%	15.84%
4.62%	6.09%	11.07%	9.87%	8.960%	5.39%
9.01%	9.96%	14.59%	20.04%	20.618%	19.11%
4.59%	6.02%	3.33%	5.71%	9.391%	7.56%

2013	2014	2015	2016	2017	2018
------	------	------	------	------	------

23.41%	23.90%	24.53%	23.12%	23.59%	36.01%
15.36%	17.12%	15.39%	15.68%	14.72%	11.96%
10.26%	7.77%	8.54%	9.94%	10.28%	8.83%
20.69%	21.27%	22.74%	21.69%	22.12%	19.22%
8.19%	5.68%	6.94%	7.38%	6.94%	4.78%
2.20%	2.92%	2.90%	3.59%	3.11%	2.56%
3.18%	3.30%	3.48%	3.64%	3.39%	2.93%
1.26%	1.32%	1.29%	1.82%	1.72%	1.44%
3.65%	4.01%	2.48%	2.34%	2.21%	2.15%
3.93%	2.90%	2.40%	2.09%	1.98%	2.28%

2019
0.051%
10.376%
22.754%
16.819%
0.135%
3.922%
0.284%
0.000%
18.075%
0.025%
0.038%
17.973%
7.250%
0.006%
0.001%
0.003%
0.330%
0.011%
1.923%
0.024%

2019
22.06%
15.22%
10.14%
1.17%
0.02%
2.41%
0.37%
1.99%
0.22%
0.34%
20.26%
5.85%
0.05%
6.57%
3.74%
1.45%
3.50%
2.93%
1.08%
0.66%

2019
22.754%
16.819%
3.922%
17.973%
7.250%

2019

22.06%
15.22%
10.14%
20.26%
5.85%
6.57%
3.74%
1.45%
3.50%
2.93%

Kazakshatn

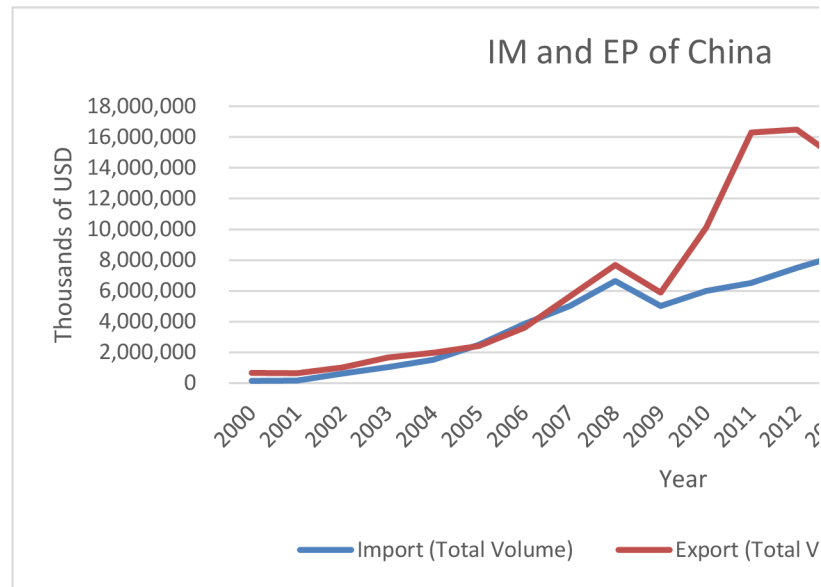
Parner's name China

Year	2000	2001
Import (Total Volume)	150,919	171,984
Export (Total Volume)	672,549	646,651
BOT	521,629	474,667

	Kazakhstan	
Year	2009	2010
Import Price Index	100.8	111
Export Price Index	110.2	122.3
Terms of Trade	109	110

Year	Import (Total Volume)
2000	150,919
2001	171,984
2002	626,438
2003	1,047,293
2004	1,516,283
2005	2,503,661
2006	3,849,862
2007	5,008,014
2008	6,630,501
2009	5,019,021
2010	6,001,315
2011	6,507,125
2012	7,497,716
2013	8,364,466
2014	10,156,188
2015	7,020,145
2016	6,278,130
2017	8,583,169
2018	8,583,169
2019	9,801,477

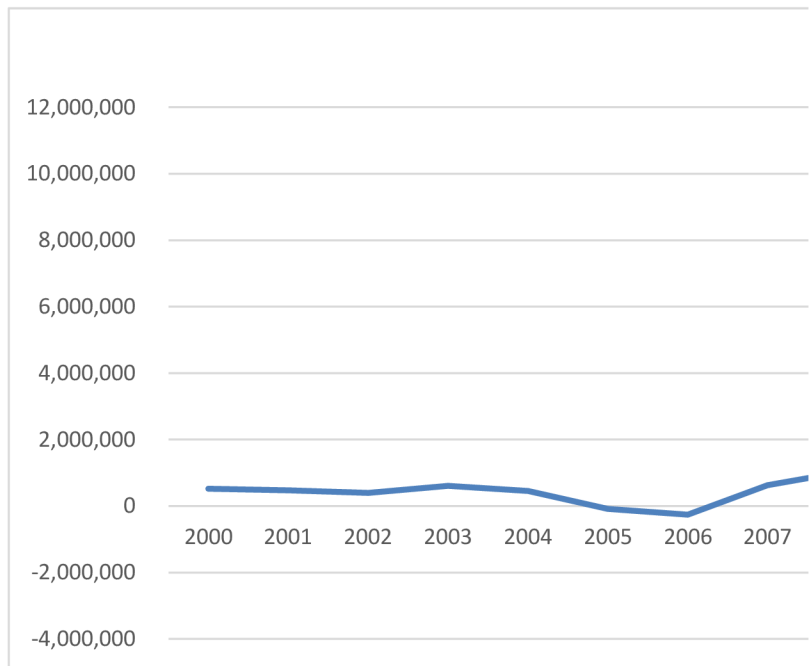
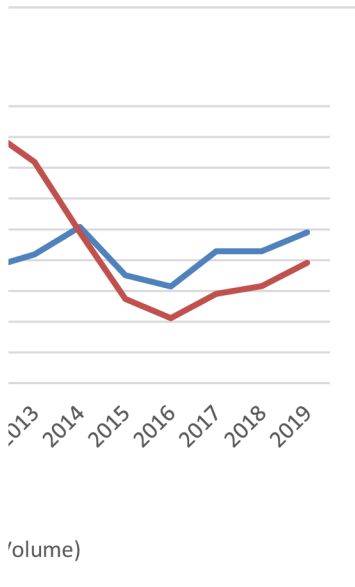
2002	2003	2004	2005	2006
626,438	1,047,293	1,516,283	2,503,661	3,849,862
1,018,079	1,653,081	1,966,911	2,422,507	3,592,514
391,641	605,788	450,628	-81,155	-257,347



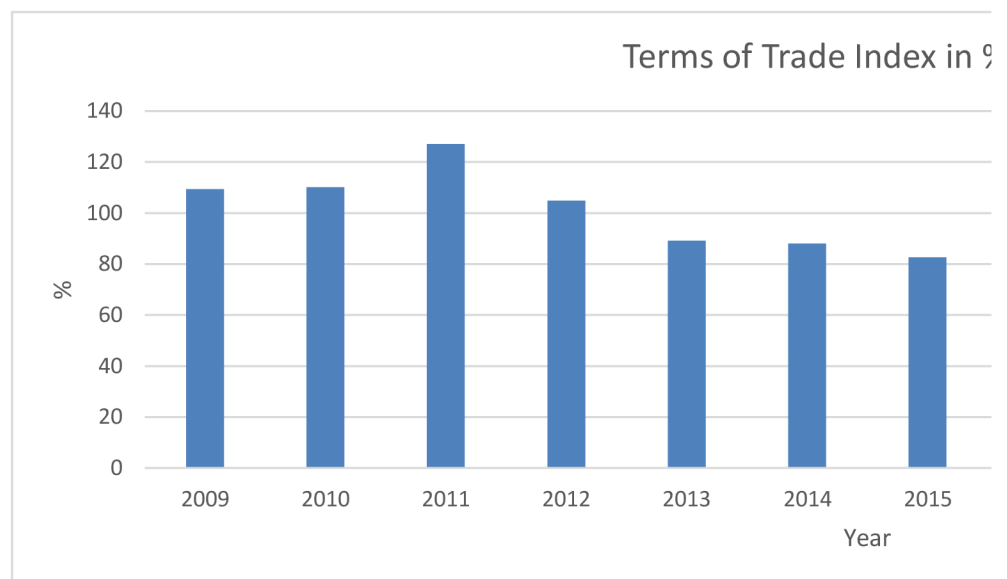
2011	2012	2013	2014	2015
103.2	93.2	105.4	104.8	89
131.1	97.7	94	92.3	73.5
127	105	89	88	83

Export (Total Volume)	BOT	Growth Rate	
672,549	521,629		
646,651	474,667		
1,018,079	391,641		
1,653,081	605,788		
1,966,911	450,628		
2,422,507	-81,155		
3,592,514	-257,347		
5,635,914	627,900		
7,676,609	1,046,108	2009-2019	2009-2019
5,888,593	869,572	51%	75%
10,122,070	4,120,755	Increase	Increase
16,291,513	9,784,389		
16,484,409	8,986,693		
14,373,748	6,009,283		
9,799,418	-356,770		
5,480,137	-1,540,008		
4,214,926	-2,063,205		
5,797,976	-2,785,194		
6,307,476	-2,275,693		
7,823,406	-1,978,071		

2007	2008	2009	2010	2011
5,008,014	6,630,501	5,019,021	6,001,315	6,507,125
5,635,914	7,676,609	5,888,593	10,122,070	16,291,513
627,900	1,046,108	869,572	4,120,755	9,784,389



2016	2017	2018	2019	2020
116.4	106.8	107.9	106.5	105.4
109.4	121.2	113.8	98.4	92.3
94	113	105	92	88



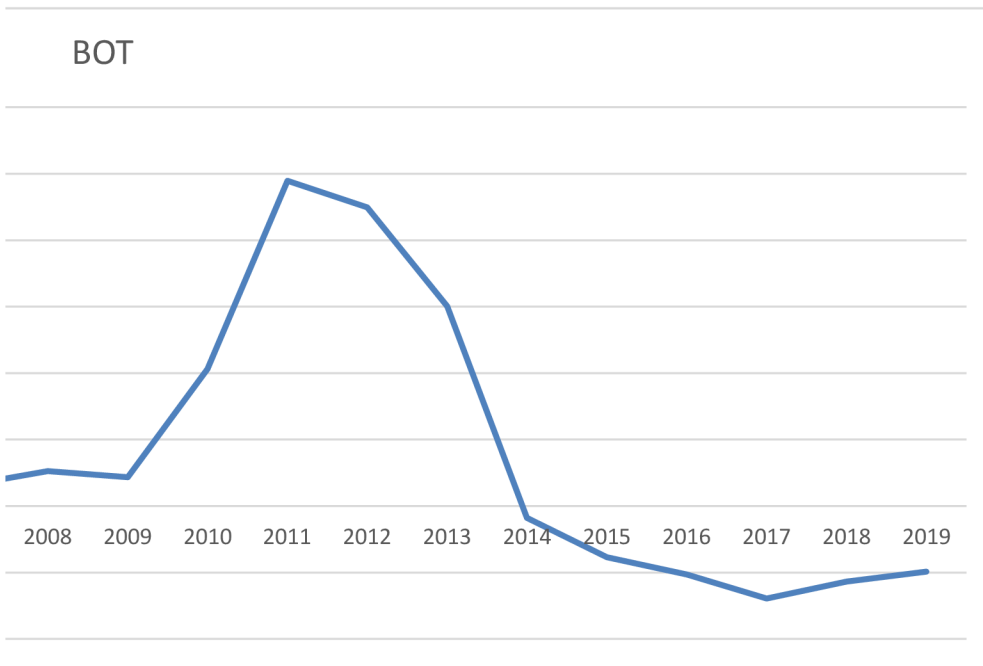
Reporter Name	Partner Name	Trade Flow	Product Group
Kazakhstan	World	Export	All Products
	China	Export	All Products

Reporter Name	Kazakhstan		
Partner Name	World	China	
Trade Flow	Export	Export	
Product Group	All Products	All Products	
Indicator	Export (US\$ Thousand)	Export (US\$ Thousand)	% of Trade
2015	45,954,426	5,480,137	12%
2016	36,775,323	4,214,926	11%
2017	48,502,739	5,797,976	12%
2018	61,109,053	6,307,476	10%
2019	57,722,941	7,823,406	14%

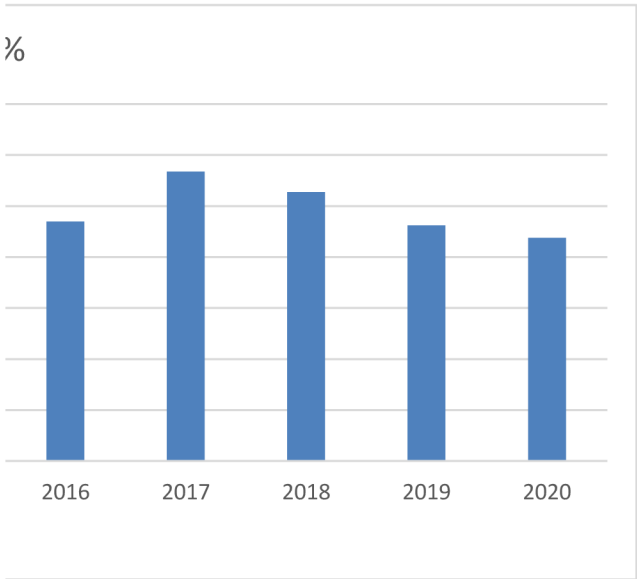
Reporter Name	Partner Name	Trade Flow	Product Group
Kazakhstan	World	Import	All Products
	China	Import	All Products

Reporter Name	Kazakhstan		
Partner Name	World	China	
Trade Flow	Import	Import	
Product Group	All Products	All Products	
Indicator	Import (US\$ Thousand)	Import (US\$ Thousand)	% of Trade
2015	30,567,159	7,020,145	23%
2016	25,174,779	6,278,130	25%
2017	29,599,360	8,583,169	29%
2018	33,658,429	8,583,169	26%
2019	38,356,658	9,801,477	26%

2012	2013	2014	2015
7,497,716	8,364,466	10,156,188	7,020,145
16,484,409	14,373,748	9,799,418	5,480,137
8,986,693	6,009,283	-356,770	-1,540,008



World bank data, annual.



Indicator	2015	2016	2017
Export (US\$ Thousand)	45,954,426	36,775,323	48,502,739
Export (US\$ Thousand)	5,480,137	4,214,926	5,797,976
% of Trade	12%	11%	12%

Indicator	2015	2016	2017
Import (US\$ Thousand)	30567159.49	25174778.83	29599360.48
Import (US\$ Thousand)	7,020,145	6,278,130	8,583,169
% of Trade	0.229662995	0.24938175	0.289978204

2016	2017	2018	2019	Total
6278130.4	8583169.4	8583169.4	9801477	105,316,877
4214925.9	5797975.62	6307476.19	7823406.35	127,868,487
-2063204.5	-2785193.78	-2275693.21	-1978070.65	22,551,610

Year	Import Price Index	Export Price Index	Terms of Trade
2009	100.8	110.2	109
2010	111	122.3	110
2011	103.2	131.1	127
2012	93.2	97.7	105
2013	105.4	94	89
2014	104.8	92.3	88
2015	89	73.5	83
2016	116.4	109.4	94
2017	106.8	121.2	113
2018	107.9	113.8	105
2019	106.5	98.4	92
2020	105.4	92.3	88

2018	2019
61,109,053	57,722,941
6,307,476	7,823,406
10%	14%

2018	2019
33658429.45	38356657.54
8,583,169	9,801,477
0.255008018	0.255535222

Reporter Name	Partner Name	Year	Trade Flow	Product Group	Export (US\$ Thousand)
Kazakhstan	China	2000	EXPIMP	All Products	672548.6
Kazakhstan	China	2000	EXPIMP	Capital goods	80.2
Kazakhstan	China	2000	EXPIMP	Consumer goods	98.2
Kazakhstan	China	2000	EXPIMP	Intermediate goods	0
Kazakhstan	China	2000	EXPIMP	Raw materials	153924.9
Kazakhstan	China	2000	EXPIMP	Animal	20
Kazakhstan	China	2000	EXPIMP	Chemicals	0
Kazakhstan	China	2000	EXPIMP	Food Products	0
Kazakhstan	China	2000	EXPIMP	Footwear	0
Kazakhstan	China	2000	EXPIMP	Fuels	106120.8
Kazakhstan	China	2000	EXPIMP	Hides and Skins	0
Kazakhstan	China	2000	EXPIMP	Mach and Elec	0
Kazakhstan	China	2000	EXPIMP	Metals	46397
Kazakhstan	China	2000	EXPIMP	Minerals	1456.3
Kazakhstan	China	2000	EXPIMP	Miscellaneous	10.7
Kazakhstan	China	2000	EXPIMP	Plastic or Rubber	0
Kazakhstan	China	2000	EXPIMP	Stone and Glass	0
Kazakhstan	China	2000	EXPIMP	Textiles and Clothing	0
Kazakhstan	China	2000	EXPIMP	Transportation	0.3
Kazakhstan	China	2000	EXPIMP	Vegetable	0
Kazakhstan	China	2000	EXPIMP	Wood	98.2

Import (US\$ Thousand)	Export Product Share (%)	Import Product Share (%)
150919.4	100	100
3686.7	0.01	2.44
6091	0.01	4.04
7792.9		5.16
11.5	22.89	0.01
10.8	0	0.01
1062.2		0.7
1.1		0
1.5		0
9934.3	15.78	6.58
18.7		0.01
3.4		0
142.1	6.9	0.09
0.4	0.22	0
3764.2	0	2.49
869.1		0.58
1284.2		0.85
242.8		0.16
205.5	0	0.14
0.1		0
41.7	0.01	0.03

Revealed comparative advantage	World Growth (%)	Country Growth (%)	AHS Simple Average (%)
1	16.55	21.94	
0	15.75	-73.71	
0	22.41	-41.15	
1.46	11.13	15.59	
3.44	42.98	31.55	
1.29	14.96	440.05	
0.17	13.38	-11.56	
1.44	52.18	74.95	
1.15	12.58	-27.63	
0	16.21	-90.97	
8.75	16.86	22.33	
0.14	20.43	-63.6	
0	15.95	156.33	
0	11.85	328.59	
0			
0.09	9.07	8.93	
0.02	3.07	77.32	
0.4	15.41	0.18	
0.08	9.83	13.67	

AHS Weighted Average (%) AHS Total Tariff Lines AHS Dutiable Tariff Lines Share (%)

AHS Duty Free Tariff Lines Share (%) AHS Specific Tariff Lines Share (%) AHS AVE Tariff Lines Share (%)

AHS MaxRate (%) AHS MinRate (%) AHS SpecificDuty Imports (US\$ Thousand)

AHS Dutiable Imports (US\$ Thousand) AHS Duty Free Imports (US\$ Thousand) MFN Simple Average (%)

MFN Weighted Average (%) MFN Total Tariff Lines MFN Dutiable Tariff Lines Share (%)

MFN Duty Free Tariff Lines Share (%) MFN Specific Tariff Lines Share (%) MFN AVE Tariff Lines Share (%)

MFN MaxRate (%) MFN MinRate (%) MFN SpecificDuty Imports (US\$ Thousand)

MFN Dutiable Imports (US\$ Thousand) MFN Duty Free Imports (US\$ Thousand)

Reporter	Partner	Na	Year	Trade Flow	Product Gr	Export (US	Import (US	Export Pro	Import Pro
Kazakhstan	China		2001	EXPIMP	All Product	646650.7	171983.9	100	100
Kazakhstan	China		2001	EXPIMP	Capital goods	6126.2	60393.7	0.95	35.12
Kazakhstan	China		2001	EXPIMP	Consumer goods	6555.5	44915	1.01	26.12
Kazakhstan	China		2001	EXPIMP	Intermediate	440093.4	55931.8	68.06	32.52
Kazakhstan	China		2001	EXPIMP	Raw materials	193875.6	10741	29.98	6.25
Kazakhstan	China		2001	EXPIMP	Animal products	353.1	36.7	0.05	0.02
Kazakhstan	China		2001	EXPIMP	Chemicals	13206.1	32472.5	2.04	18.88
Kazakhstan	China		2001	EXPIMP	Food products	123	2911.7	0.02	1.69
Kazakhstan	China		2001	EXPIMP	Footwear	241.8	4685.4	0.04	2.72
Kazakhstan	China		2001	EXPIMP	Fuels	101801.2	20232	15.74	11.76
Kazakhstan	China		2001	EXPIMP	Hides and skins	4047.3	456.2	0.63	0.27
Kazakhstan	China		2001	EXPIMP	Machinery	2748.8	50811.7	0.43	29.54
Kazakhstan	China		2001	EXPIMP	Metals	507345.6	25263.7	78.46	14.69
Kazakhstan	China		2001	EXPIMP	Minerals	7217.8	1232.7	1.12	0.72
Kazakhstan	China		2001	EXPIMP	Miscellaneous	34.1	7195.8	0.01	4.18
Kazakhstan	China		2001	EXPIMP	Plastic or rubber	361.2	1797.2	0.06	1.04
Kazakhstan	China		2001	EXPIMP	Stone and glass	928.1	8411.2	0.14	4.89
Kazakhstan	China		2001	EXPIMP	Textiles and apparel	1261.6	7790.6	0.2	4.53
Kazakhstan	China		2001	EXPIMP	Transportation	1676.1	6673	0.26	3.88
Kazakhstan	China		2001	EXPIMP	Vegetables	1322.1	1180.7	0.2	0.69
Kazakhstan	China		2001	EXPIMP	Wood	3982.8	831.6	0.62	0.48

Revealed c World Gro Country Gr AHS Simple AHS Weigh AHS Total AHS Dutiat AHS Duty F AHS Specif

1	4.02	0.13
0.01	8.34	183.64
0.01	3.3	154.79
1.83	1.05	8.97
3.04	-0.81	-10.3
0.63	1.7	-31.83
0.3	2.7	30.11

1.43	-7.97	-11.81
2.03	3.91	32.82
0	6.39	3.31
9.01	3.11	0.71
0.53	13.61	114.6

0	2.91	64.32
0	1.17	112.13
0.08	-0.93	-10.4
0.03	25.33	54.06
0.27	1.53	-19.27
0.12	-2.14	16.22

AHS AVE T: AHS MaxR: AHS MinR: AHS Specif AHS Dutia AHS Duty F MFN Simpl MFN Weig MFN Total

MFN Dutia MFN Duty MFN Speci MFN AVE 1 MFN MaxF MFN MinR MFN Speci MFN Dutia MFN Duty

Free Imports (US\$ Thousand)

Reporter	Partner	Na	Year	Trade Flow	Product Gr	Export (US\$)	Import (US\$)	Export Pro	Import Pro
Kazakhstan	China		2002	EXPIMP	All Products	1608680	313027.4	100	100
Kazakhstan	China		2002	EXPIMP	Capital goods	3883	83506.2	0.38	26.68
Kazakhstan	China		2002	EXPIMP	Consumer goods	10692	132643.8	1.05	42.37
Kazakhstan	China		2002	EXPIMP	Intermediate	832593.9	78524.3	81.73	25.09
Kazakhstan	China		2002	EXPIMP	Raw materials	171511	18324.9	16.84	5.85
Kazakhstan	China		2002	EXPIMP	Animal products	278.4	16.6	0.03	0.01
Kazakhstan	China		2002	EXPIMP	Chemicals	34072.7	42463.4	3.34	13.57
Kazakhstan	China		2002	EXPIMP	Food products	120.2	5528.5	0.01	1.77
Kazakhstan	China		2002	EXPIMP	Footwear	80.8	14449.7	0.01	4.62
Kazakhstan	China		2002	EXPIMP	Fuels	82513.7	14871.3	8.1	4.75
Kazakhstan	China		2002	EXPIMP	Hides and skins	14449.2	1927	1.42	0.62
Kazakhstan	China		2002	EXPIMP	Machinery	716	75852.5	0.07	24.23
Kazakhstan	China		2002	EXPIMP	Metals	849913.9	45229.3	83.43	14.45
Kazakhstan	China		2002	EXPIMP	Minerals	27097.7	1842.3	2.66	0.59
Kazakhstan	China		2002	EXPIMP	Miscellaneous	19.1	22310.1	0	7.13
Kazakhstan	China		2002	EXPIMP	Plastic or rubber	151	10601.1	0.01	3.39
Kazakhstan	China		2002	EXPIMP	Stone and metals	65.6	18704.3	0.01	5.98
Kazakhstan	China		2002	EXPIMP	Textiles and apparel	1930.9	26913.9	0.19	8.6
Kazakhstan	China		2002	EXPIMP	Transportation	2221.9	13947.6	0.22	4.46
Kazakhstan	China		2002	EXPIMP	Vegetable products	2985.1	13463.8	0.29	4.3
Kazakhstan	China		2002	EXPIMP	Wood	2063.7	4906	0.2	1.57

Revealed c World Gro Country Gr AHS Simple AHS Weigh AHS Total AHS Dutiat AHS Duty F AHS Specif

1	10.09	18.75
0.01	13.83	-6.86
0.06	9.89	165.79
2.4	8.18	33.63
2.06	2.5	-8.91
0.03	7.24	-72.74
0.35	12.97	32.9
0		

1.92	5.03	31.36
0.81	1.44	-30.84
0	14.04	18.7
8.98	9.52	17.93
1.41	1.98	78.83
0		
0	7.01	54.64

0.07	2.23	-0.6
0	7.23	-89.5
0.08	1.1	-39.06
0.07	6.12	-8.02

AHS AVE T: AHS MaxR: AHS MinR: AHS Specif AHS Dutia AHS Duty F MFN Simpl MFN Weig MFN Total

MFN Dutia MFN Duty MFN Speci MFN AVE 1 MFN MaxF MFN MinR MFN Speci MFN Dutia MFN Duty

Free Imports (US\$ Thousand)

Reporter Name	Partner Na Year	Trade Flow	Product Group	Export (US\$ Thousand)
Kazakhstan	China	2003 EXPIMP	All Products	1653081
Kazakhstan	China	2003 EXPIMP	Capital goods	11217.7
Kazakhstan	China	2003 EXPIMP	Consumer goods	49829.5
Kazakhstan	China	2003 EXPIMP	Intermediate goods	1109292.3
Kazakhstan	China	2003 EXPIMP	Raw materials	482741.5
Kazakhstan	China	2003 EXPIMP	Animal	1120.4
Kazakhstan	China	2003 EXPIMP	Chemicals	47254.3
Kazakhstan	China	2003 EXPIMP	Food Products	1412.8
Kazakhstan	China	2003 EXPIMP	Footwear	63.3
Kazakhstan	China	2003 EXPIMP	Fuels	343059.9
Kazakhstan	China	2003 EXPIMP	Hides and Skins	59018
Kazakhstan	China	2003 EXPIMP	Mach and Elec	3606.8
Kazakhstan	China	2003 EXPIMP	Metals	1075257.8
Kazakhstan	China	2003 EXPIMP	Minerals	106202.2
Kazakhstan	China	2003 EXPIMP	Miscellaneous	357.7
Kazakhstan	China	2003 EXPIMP	Plastic or Rubber	732.4
Kazakhstan	China	2003 EXPIMP	Stone and Glass	434.9
Kazakhstan	China	2003 EXPIMP	Textiles and Clothing	5233.1
Kazakhstan	China	2003 EXPIMP	Transportation	5043.3
Kazakhstan	China	2003 EXPIMP	Vegetable	4243.6
Kazakhstan	China	2003 EXPIMP	Wood	40.5

Import (US\$ Thousand)	Export Pro	Import Pro	Pro Revealed	c	World Gro	Country Gr	AHS Simple	AHS Weight
1047292.6	100	100	1		18.25	12.68		
167508.9	0.68	31.99	0		20.57	-23.65		
219482.9	3.01	41.91	0.19		18.25	99.86		
121435.1	67.1	23.19	2.46		13.03	9.19		
15162.8	29.2	2.9	2.19		23.72	21.53		
528.8	0.07	0.1	0.06		10.46	34.94		
54838.5	2.86	10.47	0.36		14.36	9.56		
7568.9	0.09	1.45	0.17		3.16	1,183.26		
13266.3	0	2.53						
19930.6	20.75	3.81	2.04		23.03	20.78		
2888.3	3.57	0.55	2.21		7.94	69.69		
153968.8	0.22	29.4	0		18.28	47.18		
77602.8	65.05	14.82	7.69		22.42	7.98		
2705.9	6.42	0.52	2.73		28.06	70.04		
39147.2	0.02	7.48	0		30.17	758.56		
26923.9	0.04	5.14	0		11.66	8.24		
35544.6	0.03	6.79	0					
52902.8	0.32	10.1	0.23		6.55	89.27		
13413.2	0.31	2.56	0.01		23.28	505.62		
12903.6	0.26	2.46	0.13		33.29	55.37		
9568.7	0	1.83	0.01		7.33	-67.64		

AHS Total AHS Dutial AHS Duty F AHS Specif AHS AVE T AHS MaxR AHS MinR AHS Specif AHS Dutial

AHS Duty F MFN Simpl MFN Weig MFN Total MFN Dutia MFN Duty MFN Speci MFN AVE 1 MFN MaxF

MFN MinR MFN Speci MFN Dutia MFN Duty Free Imports (US\$ Thousand)

Reporter Name	Partner Name	Year	Trade Flow	Product Group	Export (US\$ Thousand)
Kazakhstan	China	2004	EXPIMP	All Products	1966911.13
Kazakhstan	China	2004	EXPIMP	Capital goods	15824.18
Kazakhstan	China	2004	EXPIMP	Consumer goods	73902.64
Kazakhstan	China	2004	EXPIMP	Intermediate goods	1112471.67
Kazakhstan	China	2004	EXPIMP	Raw materials	764690.26
Kazakhstan	China	2004	EXPIMP	Animal	307.52
Kazakhstan	China	2004	EXPIMP	Chemicals	90052.76
Kazakhstan	China	2004	EXPIMP	Food Products	1370.17
Kazakhstan	China	2004	EXPIMP	Footwear	363.32
Kazakhstan	China	2004	EXPIMP	Fuels	539155.01
Kazakhstan	China	2004	EXPIMP	Hides and Skins	122831.75
Kazakhstan	China	2004	EXPIMP	Mach and Elec	7477.19
Kazakhstan	China	2004	EXPIMP	Metals	1052070.66
Kazakhstan	China	2004	EXPIMP	Minerals	130574.55
Kazakhstan	China	2004	EXPIMP	Miscellaneous	392.76
Kazakhstan	China	2004	EXPIMP	Plastic or Rubber	850.48
Kazakhstan	China	2004	EXPIMP	Stone and Glass	570.42
Kazakhstan	China	2004	EXPIMP	Textiles and Clothing	13237.26
Kazakhstan	China	2004	EXPIMP	Transportation	2311.7
Kazakhstan	China	2004	EXPIMP	Vegetable	5329.1
Kazakhstan	China	2004	EXPIMP	Wood	16.5

Import (US\$ Thousand)	Export Pro	Import Pro	Pro Revealed	c	World Gro	Country Gr	AHS Simple	AHS Weight
1516283.29	100	100	1	16.61	15.29	2.61	2.04	
267896.67	0.8	35.33	0	16.51	-74.2	0.66	0.41	
262290.92	3.76	34.59	0.21	15.41	19.38	3.18	2.84	
214159.88	56.56	28.24	2.46	10.6	9.32	3.52	3.04	
13702.95	38.88	1.81	2.2	30.74	29.53	3.86	2.98	
1619.41	0.02	0.21	0.05	6.3	-0.19	1.25	4.71	
62938.24	4.58	8.3	0.66	15.82	55.82	3.11	1.68	
10116.82	0.07	1.33	0.18	15.49	18.79	3.99	4.61	
11011.56	0.02	1.45				3.06	4.79	
58893.1	27.41	7.77	2.01	28.14	25.78	5	5	
8390.14	6.24	1.11	2.61	11.45	19.87	4.57	4.98	
225796.8	0.38	29.78	0	15.48	-49.15	0.08	0.03	
101137.11	53.49	13.34	7.64	11.03	9.36	3.6	3.12	
4342.05	6.64	0.57	2.34	50.19	37.57	4.93	5	
50742.54	0.02	6.69	0	24.25	-76.03	4.11	4.15	
34519.82	0.04	4.55	0.01	15.13	60.84	2.23	1.43	
70801.37	0.03	9.34				3.78	1.54	
50900.19	0.67	6.71	0.24	9.2	9.62	3.35	4.37	
49817.11	0.12	6.57	0	5.46	-89.6	0.84	0.56	
8494.33	0.27	1.12	0.09	22.53	4.4	3.15	1.16	
8712.28	0	1.15	0	8.11	-14.19	3.9	2.87	

AHS Total	AHS Dutial	AHS Duty F	AHS Specif	AHS AVE T	AHS MaxR	AHS MinR	AHS Specif	AHS Dutial
5691	49.46	50.06	0.47	0	5	0	796.04	335338.9
1739	11.67	88.33	0	0	5	0	0	22385.8
2366	63.86	35.59	0.55	0	5	0	62.34	151660.4
1351	68.32	31.61	0.07	0	5	0	18.51	151795.2
215	78.6	15.35	6.05	0	5	0	715.19	9224.08
37	10.81	89.19	0	0	5	0	0	1524
494	61.74	38.26	0	0	5	0	0	25568.01
365	84.38	12.6	3.01	0	5	0	34.4	9977.78
92	72.83	27.17	0	0	5	0	0	10553.38
54	100	0	0	0	5	5	0	58893.1
52	94.23	5.77	0	0	5	0	0	8350.07
1539	1.49	98.51	0	0	5	0	0	1423.92
656	71.95	28.05	0	0	5	0	0	79641.25
53	98.11	1.89	0	0	5	0	0	4342.05
529	79.21	20.79	0	0	5	0	0	42572.36
274	40.15	59.85	0	0	5	0	0	10595.06
227	77.97	22.03	0	0	5	0	0	22596.6
618	67.31	32.52	0.16	0	5	0	7.39	46125.26
241	14.94	85.06	0	0	5	0	0	5647.86
204	63.24	29.9	6.86	0	5	0	733.7	2535.11
258	75.97	23.64	0.39	0	5	0	20.55	5002.68

AHS	Duty F	MFN	Simpl	MFN	Weig	MFN	Total	MFN	Dutia	MFN	Duty	MFN	Speci	MFN	AVE	1	MFN	MaxF
422884.4		2.61		2.04		5691		49.46		50.06		0.47		0		5		
245229.7		0.66		0.41		1739		11.67		88.33		0		0		5		
110696.3		3.18		2.84		2366		63.86		35.59		0.55		0		5		
62474.1		3.52		3.04		1351		68.32		31.61		0.07		0		5		
4477.03		3.86		2.98		215		78.6		15.35		6.05		0		5		
95.41		1.25		4.71		37		10.81		89.19		0		0		5		
37370.65		3.11		1.68		494		61.74		38.26		0		0		5		
139.04		3.99		4.61		365		84.38		12.6		3.01		0		5		
458.18		3.06		4.79		92		72.83		27.17		0		0		5		
0		5		5		54		100		0		0		0		5		
40.07		4.57		4.98		52		94.23		5.77		0		0		5		
224372.9		0.08		0.03		1539		1.49		98.51		0		0		5		
21495.86		3.6		3.12		656		71.95		28.05		0		0		5		
0		4.93		5		53		98.11		1.89		0		0		5		
8170.18		4.11		4.15		529		79.21		20.79		0		0		5		
23924.75		2.23		1.43		274		40.15		59.85		0		0		5		
48204.77		3.78		1.54		227		77.97		22.03		0		0		5		
4774.94		3.35		4.37		618		67.31		32.52		0.16		0		5		
44169.25		0.84		0.56		241		14.94		85.06		0		0		5		
5958.79		3.15		1.16		204		63.24		29.9		6.86		0		5		
3709.6		3.9		2.87		258		75.97		23.64		0.39		0		5		

MFN MinR MFN Speci MFN Dutia MFN Duty Free Imports (US\$ Thousand)

0	796.04	335338.9	422884.4
0	0	22385.8	245229.7
0	62.34	151660.4	110696.3
0	18.51	151795.2	62474.1
0	715.19	9224.08	4477.03
0	0	1524	95.41
0	0	25568.01	37370.65
0	34.4	9977.78	139.04
0	0	10553.38	458.18
5	0	58893.1	0
0	0	8350.07	40.07
0	0	1423.92	224372.9
0	0	79641.25	21495.86
0	0	4342.05	0
0	0	42572.36	8170.18
0	0	10595.06	23924.75
0	0	22596.6	48204.77
0	7.39	46125.26	4774.94
0	0	5647.86	44169.25
0	733.7	2535.11	5958.79
0	20.55	5002.68	3709.6

Reporter	Partner	Na Year	Trade Flow	Product Group	Export (US\$ Thousand)
Kazakhstan	China	2005	EXPIMP	All Products	2422506.65
Kazakhstan	China	2005	EXPIMP	Capital goods	14788.89
Kazakhstan	China	2005	EXPIMP	Consumer goods	88066.84
Kazakhstan	China	2005	EXPIMP	Intermediate goods	1523964.3
Kazakhstan	China	2005	EXPIMP	Raw materials	795686.62
Kazakhstan	China	2005	EXPIMP	Animal	257.17
Kazakhstan	China	2005	EXPIMP	Chemicals	129741.49
Kazakhstan	China	2005	EXPIMP	Food Products	382.92
Kazakhstan	China	2005	EXPIMP	Footwear	8.99
Kazakhstan	China	2005	EXPIMP	Fuels	489656.84
Kazakhstan	China	2005	EXPIMP	Hides and Skins	219499.07
Kazakhstan	China	2005	EXPIMP	Mach and Elec	8767.11
Kazakhstan	China	2005	EXPIMP	Metals	1337875.92
Kazakhstan	China	2005	EXPIMP	Minerals	196309.83
Kazakhstan	China	2005	EXPIMP	Miscellaneous	1717.97
Kazakhstan	China	2005	EXPIMP	Plastic or Rubber	988.6
Kazakhstan	China	2005	EXPIMP	Stone and Glass	351.83
Kazakhstan	China	2005	EXPIMP	Textiles and Clothing	32004.01
Kazakhstan	China	2005	EXPIMP	Transportation	964.28
Kazakhstan	China	2005	EXPIMP	Vegetable	3830.97
Kazakhstan	China	2005	EXPIMP	Wood	149.64

Import (US\$ Thousand)	Export Pro	Import Pro	Pro Revealed	c World Gro	Country Gr	AHS Simple	AHS Weight
2503661.23	100	100	1	8.44	12.81		
494379.75	0.61	39.49	0	7.65	229.56		
369283.68	3.64	29.5	0.28	7.43	29.14		
366960.13	62.91	29.31	2.41	6.03	9.02		
21199.9	32.85	1.69	2.16	15.12	18.52		
2481.04	0.01	0.2	0.03	6.77	-16.19		
61710.81	5.36	4.93	0.65	9.31	12.99		
13309.55	0.02	1.06	0.03	10.94	-51.43		
29802.37	0	2.38					
51731.82	20.21	4.13	2.09	15.52	22.52		
7202.99	9.06	0.58	1.91	2.92	-8.35		
435139.71	0.36	34.76	0	7.66	446.24		
254299.25	55.23	20.31	7.45	7.97	10.93		
9614.79	8.1	0.77	1.96	21.6	15.7		
88194.22	0.07	7.05	0	11.07	622.79		
54430.31	0.04	4.35	0.01	8.9	13.46		
68905.95	0.01	5.5	0				
56069.75	1.32	4.48	0.17	0.95	-10.69		
88179.74	0.04	7.04	0	0.93	108.63		
7521.26	0.16	0.6	0.06	-3.4	-17.91		
23244.21	0.01	1.86	0	3.81	-73.61		

AHS Total AHS Dutial AHS Duty F AHS Specif AHS AVE T AHS MaxR AHS MinR AHS Specif AHS Dutial

AHS Duty F MFN Simpl MFN Weig MFN Total MFN Dutia MFN Duty MFN Speci MFN AVE 1 MFN MaxF

MFN MinR MFN Speci MFN Dutia MFN Duty Free Imports (US\$ Thousand)

Reporter	Partner	Na Year	Trade Flow	Product Group	Export (US\$ Thousand)
Kazakhstan	China	2006	EXPIMP	All Products	3592514.16
Kazakhstan	China	2006	EXPIMP	Capital goods	18314.32
Kazakhstan	China	2006	EXPIMP	Consumer goods	55695.82
Kazakhstan	China	2006	EXPIMP	Intermediate goods	1761871.57
Kazakhstan	China	2006	EXPIMP	Raw materials	1756632.46
Kazakhstan	China	2006	EXPIMP	Animal	85.28
Kazakhstan	China	2006	EXPIMP	Chemicals	206315.53
Kazakhstan	China	2006	EXPIMP	Food Products	361.6
Kazakhstan	China	2006	EXPIMP	Footwear	2.46
Kazakhstan	China	2006	EXPIMP	Fuels	1382489.7
Kazakhstan	China	2006	EXPIMP	Hides and Skins	198382.88
Kazakhstan	China	2006	EXPIMP	Mach and Elec	6461.11
Kazakhstan	China	2006	EXPIMP	Metals	1383426.49
Kazakhstan	China	2006	EXPIMP	Minerals	354348.17
Kazakhstan	China	2006	EXPIMP	Miscellaneous	101.6
Kazakhstan	China	2006	EXPIMP	Plastic or Rubber	722.45
Kazakhstan	China	2006	EXPIMP	Stone and Glass	254.91
Kazakhstan	China	2006	EXPIMP	Textiles and Clothing	55271.2
Kazakhstan	China	2006	EXPIMP	Transportation	517.38
Kazakhstan	China	2006	EXPIMP	Vegetable	3749.86
Kazakhstan	China	2006	EXPIMP	Wood	23.56

Import (US\$ Thousand)	Export Pro	Import Pro	Pro Revealed	c World Gro	Country Gr	AHS Simple	AHS Weight
3849861.56	100	100	1	9.51	11.35		
864971.13	0.51	44.93	0.01	10.27	143.1		
591217.93	1.55	30.71	0.21	12.99	-1.57		
446769.9	49.04	23.21	2.08	4.65	-1.09		
21959.8	48.9	1.14	2.74	12.46	28.83		
3240.89	0	0.17	0.03	4.64	5.26		
87605.5	5.74	4.55	0.83	5.39	20.99		
18892.37	0.01	0.98	0.03	8.5	12.97		
20963.87	0	1.09					
36987.14	38.48	1.92	3.3	17.91	50.62		
7371.72	5.52	0.38	1.26	7.56	-11.38		
693852	0.18	36.05	0	10.01	-82.45		
306084.34	38.51	15.9	5.81	2.78	-7.7		
14395.17	9.86	0.75	2.46	10.5	25.91		
140920.35	0	7.32					
109404.27	0.02	5.68	0	9.08	-1.29		
134895.46	0.01	7.01	0	11.75	144.84		
66876.98	1.54	3.47	0.36	4.65	54.48		
217840.91	0.01	11.32	0	22.43	196.44		
5192.57	0.1	0.27	0.07	1.45	6.5		
60419.26	0	3.14	0	4.78	-47.36		

AHS Total AHS Dutial AHS Duty F AHS Specif AHS AVE T AHS MaxR AHS MinR AHS Specif AHS Dutial

AHS Duty F MFN Simpl MFN Weig MFN Total MFN Dutia MFN Duty MFN Speci MFN AVE 1 MFN MaxF

MFN MinR MFN Speci MFN Dutia MFN Duty Free Imports (US\$ Thousand)

Reporter	Partner	Na Year	Trade Flow	Product Group	Export (US\$ Thousand)
Kazakhstan	China	2007	EXPIMP	All Products	5635914.31
Kazakhstan	China	2007	EXPIMP	Capital goods	8183.37
Kazakhstan	China	2007	EXPIMP	Consumer goods	161665.25
Kazakhstan	China	2007	EXPIMP	Intermediate goods	2199582.55
Kazakhstan	China	2007	EXPIMP	Raw materials	3266483.13
Kazakhstan	China	2007	EXPIMP	Animal	2741.13
Kazakhstan	China	2007	EXPIMP	Chemicals	57658.11
Kazakhstan	China	2007	EXPIMP	Food Products	38.16
Kazakhstan	China	2007	EXPIMP	Footwear	37.67
Kazakhstan	China	2007	EXPIMP	Fuels	2829551.54
Kazakhstan	China	2007	EXPIMP	Hides and Skins	214186.02
Kazakhstan	China	2007	EXPIMP	Mach and Elec	2570.49
Kazakhstan	China	2007	EXPIMP	Metals	1905975.33
Kazakhstan	China	2007	EXPIMP	Minerals	534123.22
Kazakhstan	China	2007	EXPIMP	Miscellaneous	130.1
Kazakhstan	China	2007	EXPIMP	Plastic or Rubber	335.42
Kazakhstan	China	2007	EXPIMP	Stone and Glass	36.03
Kazakhstan	China	2007	EXPIMP	Textiles and Clothing	83388.51
Kazakhstan	China	2007	EXPIMP	Transportation	1616.7
Kazakhstan	China	2007	EXPIMP	Vegetable	3464.57
Kazakhstan	China	2007	EXPIMP	Wood	61.3

Import (US\$ Thousand)	Export Product Share (%)	Import Pro Revealed	c World Gro	Country Gr	AHS Simple
3507275.77	100	100	1	9.91	33.53
1857795.53	0.15	52.97	0	7.73	-10.09
772021.03	2.87	22.01	0.45	9.91	96.47
840029.38	39.03	23.95	1.71	9.94	21.17
37423.54	57.96	1.07	2.78	15.51	41.41
7317.52	0.05	0.21	0.05	13.67	87.64
121714.43	1.02	3.47	0.27	10.19	-23.27
31572.79	0	0.9	0.01	5.65	-44.89
13649.41	0	0.39			
46978.29	50.21	1.34	4.56	8.65	55.19
8914.49	3.8	0.25	0.65	4.59	-8.28
1322847.11	0.05	37.72	0	7.76	55.5
598460.62	33.82	17.06	4.71	13.98	24.72
60894.84	9.48	1.74	1.47	28.76	20.74
236360.94	0	6.74	0		
185916.69	0.01	5.3	0	8.98	-5.32
206216.64	0	5.88	0	11.96	156.28
61218.78	1.48	1.75	0.09	-0.59	-39.82
548396.14	0.03	15.64	0	8.53	131.31
9151.49	0.06	0.26	0.02	24.18	-10.01
47665.59	0	1.36	0	10.73	-55.88

AHS Weigh AHS Total AHS Dutia AHS Duty FAHS Specif AHS AVE T AHS MaxR AHS MinR AHS Specif

AHS Dutia AHS Duty F MFN Simpl MFN Weig MFN Total MFN Dutia MFN Duty MFN Speci MFN AVE 1

MFN MaxF MFN MinR MFN Speci MFN Dutia MFN Duty Free Imports (US\$ Thousand)

Reporter	Partner	Na Year	Trade Flow	Product Gr	Export (US\$ Thousand)	Import (US\$ Thousand)
Kazakhstan	China	2008	EXPIMP	All Products	7676608.96	4565058.24
Kazakhstan	China	2008	EXPIMP	Capital goods	2834.77	1495548.98
Kazakhstan	China	2008	EXPIMP	Consumer goods	315723.52	952302.91
Kazakhstan	China	2008	EXPIMP	Intermediate	2316582.93	1882165.29
Kazakhstan	China	2008	EXPIMP	Raw materials	5040556.83	79737.97
Kazakhstan	China	2008	EXPIMP	Animal products	658.18	4588.33
Kazakhstan	China	2008	EXPIMP	Chemicals	206690.58	171905.71
Kazakhstan	China	2008	EXPIMP	Food products	90.93	48461.06
Kazakhstan	China	2008	EXPIMP	Footwear	0.02	20321.97
Kazakhstan	China	2008	EXPIMP	Fuels	4419470.57	78304.94
Kazakhstan	China	2008	EXPIMP	Hides and skins	390834.06	13466.77
Kazakhstan	China	2008	EXPIMP	Machinery	2250.09	1280610.4
Kazakhstan	China	2008	EXPIMP	Metals	1714752.95	1579850.96
Kazakhstan	China	2008	EXPIMP	Minerals	872134.39	51176.66
Kazakhstan	China	2008	EXPIMP	Miscellaneous	428.19	240014.18
Kazakhstan	China	2008	EXPIMP	Plastic or rubber	323.18	228149.84
Kazakhstan	China	2008	EXPIMP	Stone and metals	6.64	236476.55
Kazakhstan	China	2008	EXPIMP	Textiles and apparel	65056.98	100899.35
Kazakhstan	China	2008	EXPIMP	Transportation	983.93	247208.18
Kazakhstan	China	2008	EXPIMP	Vegetables	1814.04	61156.83
Kazakhstan	China	2008	EXPIMP	Wood	203.29	47174.26

Export Pro	Import Pro	Revealed c	World Gro	Country Gr	AHS Simple	AHS Weight	AHS Total	AHS Dutial
100	100	1	8.84	9.61	5.01	4.42	7221	59.55
0.04	32.76	0	3.34	-69.25	1.07	1.06	1916	15.87
4.11	20.86	0.19	14.16	-24.75	7.3	8.15	2832	67.06
30.18	41.23	1.44	3.43	-4.39	5.29	5.31	1931	84.52
65.66	1.75	2.61	23.18	20.23	4.67	4.98	508	85.04
0.01	0.1	0.05	9.33	8	8.83	21.44	144	95.14
2.69	3.77	0.25	5.87	1.65	4.65	6.02	689	84.76
0	1.06	0	15.78	-42.26	13.05	13.44	466	83.05
0	0.45	0			8.75	9.34	150	27.33
57.57	1.72	3.75	26.86	15.8	4.58	5	55	98.18
5.09	0.29	0.76	-0.51	7.67	5.49	5.21	88	57.95
0.03	28.05	0	3.14	106.85	0.83	1.24	1681	12.73
22.34	34.61	4.14	1.19	-4.48	5.99	5.74	847	86.3
11.36	1.12	1.54	26.98	31.15	1.76	1.25	117	46.15
0.01	5.26	0	6.74	136.67	5.3	7.45	565	72.21
0	5	0	5.19	14.11	6.35	6.2	330	75.15
0	5.18	0	7.06	-93.21	8.75	9.11	270	96.67
0.85	2.21	0.06	-0.74	-14.99	6.91	7.02	783	53.13
0.01	5.42	0	6.54	3.62	2.15	0.53	346	30.35
0.02	1.34	0.01	27.88	-1.45	6.64	6.17	370	87.84
0	1.03	0	6.37	1,242.70	5.77	6.33	320	88.75

AHS Duty F	AHS Specif	AHS AVE T	AHS MaxR	AHS MinR	AHS Specif	AHS Dutia	AHS Duty F	MFN	Simpl
31.48	0.07	8.9	30	0	27435.66	2285935	1283579		5.19
84.03	0.05	0.05	20	0	758.91	158966.8	1103353		1.07
11.12	0.07	21.75	30	0	5723.71	713135.5	68739.06		7.49
15.02	0	0.47	30	0	0	1301758	111440.6		5.42
11.22	0.39	3.35	20	0	20953.04	110505.7	14.06		5.9
0	0	4.86	30	3.75	0	3082.65	0		9.67
15.09	0	0.15	30	0	0	162883	13318.42		4.85
4.72	0	12.23	30	0	0	32780.68	113.77		13.64
0	0	72.67	10	5	0	15267.59	0		8.81
1.82	0	0	5	0	0	20767.13	0.5		4.58
1.14	0	40.91	10	0	0	12562.64	0		5.49
85.9	0.06	1.31	15	0	758.91	194731.2	986270.6		0.83
13.7	0	0	15	0	0	1211274	31727		5.99
53.85	0	0	5	0	0	10261.47	5168.32		2.33
27.61	0	0.18	20	0	0	141711.5	46902.95		5.41
24.24	0	0.61	15	0	0	111879	59786.51		6.49
2.59	0.74	0	15	0	26632.2	149983.4	300.59		8.86
0.64	0	46.23	15	0	0	71758.15	804.57		7.04
69.65	0	0	10	0	0	16842.13	134436.6		2.15
0.54	0.27	11.35	20	0	43.84	87559.06	1247.69		8.24
9.69	0.31	1.25	15	0	0.71	42592.05	3501.72		6.03

MFN Weig	MFN Total	MFN Dutia	MFN Duty	MFN Speci	MFN AVE	1MFN MaxF	MFN MinR	MFN Speci
4.49	7221	59.55	31.48	0.07	8.9	30	0	27435.66
1.06	1916	15.87	84.03	0.05	0.05	20	0	758.91
8.29	2832	67.06	11.12	0.07	21.75	30	0	5723.71
5.32	1931	84.52	15.02	0	0.47	30	0	0
6.06	508	85.04	11.22	0.39	3.35	20	0	20953.04
21.73	144	95.14	0	0	4.86	30	5	0
6.16	689	84.76	15.09	0	0.15	30	0	0
13.94	466	83.05	4.72	0	12.23	30	0	0
9.37	150	27.33	0	0	72.67	10	5	0
5	55	98.18	1.82	0	0	5	0	0
5.21	88	57.95	1.14	0	40.91	10	0	0
1.24	1681	12.73	85.9	0.06	1.31	15	0	758.91
5.74	847	86.3	13.7	0	0	15	0	0
1.67	117	46.15	53.85	0	0	5	0	0
7.49	565	72.21	27.61	0	0.18	20	0	0
6.49	330	75.15	24.24	0	0.61	20	0	0
9.18	270	96.67	2.59	0.74	0	15	0	26632.2
7.12	783	53.13	0.64	0	46.23	15	0	0
0.53	346	30.35	69.65	0	0	10	0	0
7.43	370	87.84	0.54	0.27	11.35	20	0	43.84
6.42	320	88.75	9.69	0.31	1.25	15	0	0.71

MFN Dutia MFN Duty Free Imports (US\$ Thousand)

2285935	1283579
158966.8	1103353
713135.5	68739.06
1301758	111440.6
110505.7	14.06
3082.65	0
162883	13318.42
32780.68	113.77
15267.59	0
20767.13	0.5
12562.64	0
194731.2	986270.6
1211274	31727
10261.47	5168.32
141711.5	46902.95
111879	59786.51
149983.4	300.59
71758.15	804.57
16842.13	134436.6
87559.06	1247.69
42592.05	3501.72

Reporter Name	Partner Name	Year	Trade Flow	Product Group	Export (US\$ Thousand)
Kazakhstan	China	2009	EXPIMP	All Products	5888592.5
Kazakhstan	China	2009	EXPIMP	Capital goods	1475.38
Kazakhstan	China	2009	EXPIMP	Consumer goods	226416.8
Kazakhstan	China	2009	EXPIMP	Intermediate goods	2355764.53
Kazakhstan	China	2009	EXPIMP	Raw materials	3304935.79
Kazakhstan	China	2009	EXPIMP	Animal	705.11
Kazakhstan	China	2009	EXPIMP	Chemicals	580250.79
Kazakhstan	China	2009	EXPIMP	Food Products	220.55
Kazakhstan	China	2009	EXPIMP	Footwear	988.95
Kazakhstan	China	2009	EXPIMP	Fuels	2520231.85
Kazakhstan	China	2009	EXPIMP	Hides and Skins	291454.08
Kazakhstan	China	2009	EXPIMP	Mach and Elec	1242.21
Kazakhstan	China	2009	EXPIMP	Metals	1523285.19
Kazakhstan	China	2009	EXPIMP	Minerals	955785.33
Kazakhstan	China	2009	EXPIMP	Miscellaneous	331.62
Kazakhstan	China	2009	EXPIMP	Plastic or Rubber	3488.49
Kazakhstan	China	2009	EXPIMP	Stone and Glass	62.28
Kazakhstan	China	2009	EXPIMP	Textiles and Clothing	5591.72
Kazakhstan	China	2009	EXPIMP	Transportation	382.69
Kazakhstan	China	2009	EXPIMP	Vegetable	4121.7
Kazakhstan	China	2009	EXPIMP	Wood	449.94

Import (US\$ Thousand)	Export Product Share (%)	Import Pro Revealed	c World Gro	Country Gr	AHS Simple
3569528.1	100	100	1	-5.77	-10.03
1280346.64	0.03	35.87	0	-4.65	60.67
770166.26	3.85	21.58	0.44	-7.98	33.84
1408458.71	40.01	39.46	1.65	-1.2	0.98
110541.45	56.12	3.1	2.46	-10.39	-16.89
3082.65	0.01	0.09	0.07	-3.05	8.32
176198.15	9.85	4.94	1.07	-5	88.09
32894.45	0	0.92	0.01	2.63	181.28
15267.59	0.02	0.43			
20767.63	42.8	0.58	3.65	-14.42	-19.35
12562.64	4.95	0.35	0.29	-8.89	-46.17
1180929.85	0.02	33.08	0	-4.78	-88.49
1243000.56	25.87	34.82	3.53	4.25	-8.13
15429.79	16.23	0.43	2.34	-11.36	4.29
188628.08	0.01	5.28	0	-7.11	92.99
171737.46	0.06	4.81	0.01	-1.56	26.19
150283.97	0	4.21			
72562.72	0.1	2.03	0.1	-6.66	9.91
151278.72	0.01	4.24	0	3.93	-16.68
88810.05	0.07	2.49	0.01	-5.52	-15.86
46093.78	0.01	1.29	0	-5.33	-92.15

AHS Weigh AHS Total AHS Dutia AHS Duty FAHS Specif AHS AVE T AHS MaxR AHS MinR AHS Specif

AHS Dutia AHS Duty F MFN Simpl MFN Weig MFN Total MFN Dutia MFN Duty MFN Speci MFN AVE 1

MFN MaxF MFN MinR MFN Speci MFN Dutia MFN Duty Free Imports (US\$ Thousand)

Reporter	Partner	Na Year	Trade Flow	Product Group	Export (US\$ Thousand)
Kazakhstan	China	2010	EXPIMP	All Products	10122070.04
Kazakhstan	China	2010	EXPIMP	Capital goods	3132.72
Kazakhstan	China	2010	EXPIMP	Consumer goods	163237.27
Kazakhstan	China	2010	EXPIMP	Intermediate goods	3115314.92
Kazakhstan	China	2010	EXPIMP	Raw materials	6838413.79
Kazakhstan	China	2010	EXPIMP	Animal	769.31
Kazakhstan	China	2010	EXPIMP	Chemicals	943840.11
Kazakhstan	China	2010	EXPIMP	Food Products	1323.85
Kazakhstan	China	2010	EXPIMP	Footwear	0.01
Kazakhstan	China	2010	EXPIMP	Fuels	5535792.62
Kazakhstan	China	2010	EXPIMP	Hides and Skins	19608.07
Kazakhstan	China	2010	EXPIMP	Mach and Elec	2022.46
Kazakhstan	China	2010	EXPIMP	Metals	2163694.99
Kazakhstan	China	2010	EXPIMP	Minerals	1411996.43
Kazakhstan	China	2010	EXPIMP	Miscellaneous	2734.59
Kazakhstan	China	2010	EXPIMP	Plastic or Rubber	15384.18
Kazakhstan	China	2010	EXPIMP	Stone and Glass	465
Kazakhstan	China	2010	EXPIMP	Textiles and Clothing	10803.07
Kazakhstan	China	2010	EXPIMP	Transportation	273.78
Kazakhstan	China	2010	EXPIMP	Vegetable	12858.89
Kazakhstan	China	2010	EXPIMP	Wood	502.69

Import (US\$ Thousand)	Export Pro	Import Pro	Pro Revealed	c World Gro	Country Gr	AHS Simple	AHS Weight
3964519.58	100	100	1	17.83	33.26	8.24	7.34
1962159.13	0.03	49.49	0	15.32	-10.67	3.92	4.21
1027453.21	1.61	25.92	0.23	18.71	-2.56	11.56	11.77
849748.59	30.78	21.43	1.54	13.79	24.23	7.91	9.03
124999.73	67.56	3.15	2.52	23.17	40.9	5.53	6.59
2958.24	0.01	0.07	0.04	17.08	4.66	9.81	12.38
188312.17	9.32	4.75	1.39	15.85	49.58	6.08	6.04
34819.43	0.01	0.88	0.02	22.38	69.49	12.22	13.23
23980.39	0	0.6				10.17	9.74
61364.82	54.69	1.55	3.86	23.46	43.67	4.81	5
15523.57	0.19	0.39	0.21	16.83	12.61	13.77	18.77
1745892.89	0.02	44.04	0	15.05	280.5	3.98	3.84
608381.72	21.38	15.35	3.13	9.2	16.4	9.94	12.06
19075.59	13.95	0.48	1.81	25.48	24.78	3.59	3.75
254951.77	0.03	6.43	0	23.69	-17.39	8.62	7.03
227553.64	0.15	5.74	0.02	17.02	191.54	7.27	7.55
208841.95	0	5.27	0			13.38	14.24
107525.49	0.11	2.71	0.06	16.54	6.67	11.31	10.9
299976.93	0	7.57	0	23.59	-91.18	9.1	11.78
93482.01	0.13	2.36	0.04	12.88	131.28	6.66	5.29
71878.98	0.01	1.81	0.01	17.09	3,232.89	11.71	11.72

AHS Total	AHS Dutial	AHS Duty F	AHS Specif	AHS AVE T	AHS MaxR	AHS MinR	AHS Specif	AHS Dutial
7428	65.71	20.33	0.74	13.22	30	0	130906.9	2932146
2042	42.16	55.34	1.62	0.88	25	0	127215.5	1020011
2788	63.13	5.81	0.79	30.27	30	0	3691.38	1015228
2124	87.81	8.95	0	3.25	20	0	0	764622.4
429	81.82	6.29	0	11.89	20	0	0	117330.3
123	86.18	0	0	13.82	15	7.5	0	2958.24
769	88.56	10.4	0	1.04	20	0	0	170513
553	65.82	1.81	0.36	32.01	30	0	3161.57	34819.43
114	30.7	6.14	0	63.16	15	0	0	22881.4
57	98.25	1.75	0	0	5	0	0	61364.82
109	67.89	0	0	32.11	20	5	0	15523.57
1782	43.94	52.81	0.11	3.14	20	0	123.91	923039.2
881	88.99	10.1	0.11	0.79	20	0	220.61	598039.8
59	96.61	3.39	0	0	5	0	0	19062.53
576	58.68	29.51	0	11.81	20	0	0	169080.2
326	66.87	27.91	0	5.21	20	0	0	152112.9
276	90.94	1.09	0	7.97	20	0	0	208842
818	48.29	0.24	0	51.47	20	0	0	107524.7
343	60.93	23.91	14.58	0.58	25	0	127400.8	293599.8
324	70.68	6.79	0	22.53	20	0	0	86329.68
318	94.65	3.14	0	2.2	20	0	0	66454.7

AHS	Duty F	MFN	Simpl	MFN	Weig	MFN	Total	MFN	Dutia	MFN	Duty	MFN	Speci	MFN	AVE	1MFN	MaxF
1032242		8.52		7.49		7428		65.71		20.33		0.74		13.22		30	
903402.9		3.92		4.21		2042		42.16		55.34		1.62		0.88		25	
33909.09		11.99		12.13		2788		63.13		5.81		0.79		30.27		30	
88742.36		8.08		9.1		2124		87.81		8.95		0		3.25		20	
6180.52		6.91		7.54		429		81.82		6.29		0		11.89		20	
0		11.79		13.02		123		86.18		0		0		13.82		20	
17884.15		6.25		6.22		769		88.56		10.4		0		1.04		20	
0		13.42		14.41		553		65.82		1.81		0.36		32.01		30	
1098.99		10.17		9.74		114		30.7		6.14		0		63.16		15	
0		4.81		5		57		98.25		1.75		0		0		5	
0		13.77		18.77		109		67.89		0		0		32.11		20	
823387.3		3.98		3.84		1782		43.94		52.81		0.11		3.14		20	
10341.97		9.94		12.06		881		88.99		10.1		0.11		0.79		20	
13.06		4.77		5		59		96.61		3.39		0		0		5	
85739.54		8.87		7.13		576		58.68		29.51		0		11.81		20	
74907.12		7.46		7.91		326		66.87		27.91		0		5.21		20	
0		14.78		15.33		276		90.94		1.09		0		7.97		20	
0.8		11.47		11.04		818		48.29		0.24		0		51.47		20	
6377.19		9.1		11.78		343		60.93		23.91		14.58		0.58		25	
7067.31		8.3		6.42		324		70.68		6.79		0		22.53		20	
5424.28		12.1		11.84		318		94.65		3.14		0		2.2		20	

MFN MinR MFN Speci MFN Dutia MFN Duty Free Imports (US\$ Thousand)

0	130906.9	2932146	1032242
0	127215.5	1020011	903402.9
0	3691.38	1015228	33909.09
0	0	764622.4	88742.36
0	0	117330.3	6180.52
10	0	2958.24	0
0	0	170513	17884.15
0	3161.57	34819.43	0
0	0	22881.4	1098.99
0	0	61364.82	0
5	0	15523.57	0
0	123.91	923039.2	823387.3
0	220.61	598039.8	10341.97
0	0	19062.53	13.06
0	0	169080.2	85739.54
0	0	152112.9	74907.12
0	0	208842	0
0	0	107524.7	0.8
0	127400.8	293599.8	6377.19
0	0	86329.68	7067.31
0	0	66454.7	5424.28

Reporter Name	Partner Name	Year	Trade Flow	Product Group	Export (US\$ Thousand)
Kazakhstan	China	2011	EXPIMP	All Products	16291513.41
Kazakhstan	China	2011	EXPIMP	Capital goods	12865.85
Kazakhstan	China	2011	EXPIMP	Consumer goods	1046401.19
Kazakhstan	China	2011	EXPIMP	Intermediate goods	4352885.82
Kazakhstan	China	2011	EXPIMP	Raw materials	10877232.3
Kazakhstan	China	2011	EXPIMP	Animal	825.96
Kazakhstan	China	2011	EXPIMP	Chemicals	1291807.97
Kazakhstan	China	2011	EXPIMP	Food Products	934.38
Kazakhstan	China	2011	EXPIMP	Footwear	20.98
Kazakhstan	China	2011	EXPIMP	Fuels	9644601.62
Kazakhstan	China	2011	EXPIMP	Hides and Skins	3701.32
Kazakhstan	China	2011	EXPIMP	Mach and Elec	5090.75
Kazakhstan	China	2011	EXPIMP	Metals	3055060.48
Kazakhstan	China	2011	EXPIMP	Minerals	2233033.13
Kazakhstan	China	2011	EXPIMP	Miscellaneous	3737.61
Kazakhstan	China	2011	EXPIMP	Plastic or Rubber	22398.76
Kazakhstan	China	2011	EXPIMP	Stone and Glass	95.15
Kazakhstan	China	2011	EXPIMP	Textiles and Clothing	15914.17
Kazakhstan	China	2011	EXPIMP	Transportation	6079
Kazakhstan	China	2011	EXPIMP	Vegetable	8198.03
Kazakhstan	China	2011	EXPIMP	Wood	14.11

Import (US\$ Thousand)	Export Product Share (%)	Import Pro Revealed	c	World Gro	Country Gr	AHS Simple
5021097.55	100	100	1	11.75	17.55	8.29
2622329.84	0.08	52.23	0	6.17	-48.34	4.18
1283659.68	6.42	25.57	0.48	16.21	75.75	11.37
970478.76	26.72	19.33	1.31	8.82	5.76	8.04
144506.22	66.77	2.88	2.39	17.63	20.44	5.96
1538.54	0.01	0.03	0.01	15.9	-31.93	9.73
223764.88	7.93	4.46	1.39	12.33	18.08	5.93
44606.22	0.01	0.89	0.01	15.41	-32.66	12.1
112187.53	0	2.23	0.01			9.95
98257.44	59.2	1.96	3.98	20.8	28.97	4.77
25602.22	0.02	0.51	0.12	10.24	-11.67	13.02
2215627.3	0.03	44.13	0	6.36	62.5	4.16
593899.12	18.75	11.83	2.46	7.38	0.14	10.18
12425.14	13.71	0.25	1.18	17.2	-0.56	3.67
268217.5	0.02	5.34	0	16.59	-94.1	8.25
290559.12	0.14	5.79	0.03	7.55	20.96	7.01
209002.51	0	4.16	0	15.74	-62.24	13.52
192818.26	0.1	3.84	0.05	12.73	7.26	10.75
552521.61	0.04	11	0	12.49	238.49	9.34
109049.94	0.05	2.17	0.01	11.17	-29.42	7.21
71020.21	0	1.41	0	14.77	-94.74	11.76

AHS Weigh	AHS Total	AHS Dutial	AHS Duty F	AHS Specif	AHS AVE T	AHS MaxR	AHS MinR	AHS Specif
6.97	7649	67.28	19.38	1.06	12.29	30	0	236949.2
4.09	2063	45.18	51.87	1.75	1.21	25	0	228336.5
11.85	2889	63.93	6.4	1.45	28.21	30	0	8357.05
8.12	2258	88.97	8.99	0.09	1.95	20	0	249.13
6.65	386	79.79	5.96	0.26	13.99	25	0	6.48
9.24	123	78.86	0	0	21.14	25	3.75	0
6.42	748	87.43	11.36	0.13	1.07	20	0	237.66
12.48	543	73.3	4.42	0.37	21.92	30	0	5838.14
9.79	119	31.09	8.4	0	60.5	15	0	0
4.9	60	98.33	1.67	0	0	5	0	0
17.67	120	70.83	0.83	0	28.33	20	0	0
3.39	1812	45.97	50.33	0.22	3.48	20	0	997.2
11.49	894	88.14	10.18	0	1.68	20	0	0
3.75	61	96.72	1.64	1.64	0	5	0	6.48
8.6	584	63.7	23.46	4.45	8.39	20	0	1644.62
8.14	338	64.2	28.7	0	7.1	20	0	0
14.52	269	90.71	1.12	0	8.18	20	0	0
11.08	992	56.85	0.5	0	42.64	20	0	0
9.67	348	62.36	23.85	13.51	0.29	25	0	228225.1
5.78	318	70.13	5.66	0	24.21	20	0	0
10.63	320	93.44	4.38	0	2.19	20	0	0

AHS Dutia	AHS Duty F	MFN Simpl	MFN Weig	MFN Total	MFN Dutia	MFN Duty	MFN Speci	MFN AVE 1
3615396	1405578	8.57	7.08	7649	67.28	19.38	1.06	12.29
1351861	1245504	4.18	4.09	2063	45.18	51.87	1.75	1.21
1269071	36778.48	11.8	12.18	2889	63.93	6.4	1.45	28.21
863058	112273.8	8.2	8.17	2258	88.97	8.99	0.09	1.95
123585	10972.07	7.42	7.41	386	79.79	5.96	0.26	13.99
1538.54	0	11.41	10.67	123	78.86	0	0	21.14
207613.9	16266.81	6.11	6.58	748	87.43	11.36	0.13	1.07
44606.22	0	13.38	13.72	543	73.3	4.42	0.37	21.92
109009	3178.5	9.95	9.79	119	31.09	8.4	0	60.5
98257.44	0	4.77	4.9	60	98.33	1.67	0	0
25602.22	0	13.02	17.67	120	70.83	0.83	0	28.33
1168482	1047931	4.16	3.39	1812	45.97	50.33	0.22	3.48
583800	10099.12	10.18	11.49	894	88.14	10.18	0	1.68
12423.01	2.13	4.88	5	61	96.72	1.64	1.64	0
204002.8	64091.61	8.54	8.72	584	63.7	23.46	4.45	8.39
191347.7	98416.13	7.18	8.45	338	64.2	28.7	0	7.1
209002.5	0	14.92	15.59	269	90.71	1.12	0	8.18
192804	14.31	10.91	11.15	992	56.85	0.5	0	42.64
406533.7	145987.9	9.34	9.67	348	62.36	23.85	13.51	0.29
96929.59	12014.84	8.87	6.63	318	70.13	5.66	0	24.21
63444.15	7576.06	12.14	10.79	320	93.44	4.38	0	2.19

MFN MaxF MFN MinR MFN Speci MFN Dutia MFN Duty Free Imports (US\$ Thousand)

30	0	236949.2	3615396	1405578
25	0	228336.5	1351861	1245504
30	0	8357.05	1269071	36778.48
20	0	249.13	863058	112273.8
25	0	6.48	123585	10972.07
25	5	0	1538.54	0
20	0	237.66	207613.9	16266.81
30	0	5838.14	44606.22	0
15	0	0	109009	3178.5
5	0	0	98257.44	0
20	0	0	25602.22	0
20	0	997.2	1168482	1047931
20	0	0	583800	10099.12
5	0	6.48	12423.01	2.13
20	0	1644.62	204002.8	64091.61
20	0	0	191347.7	98416.13
20	0	0	209002.5	0
20	0	0	192804	14.31
25	0	228225.1	406533.7	145987.9
20	0	0	96929.59	12014.84
20	0	0	63444.15	7576.06

Reporter	Partner	Na Year	Trade Flow	Product Gr	Export (US\$ Thousand)	Import (US\$ Thousand)
Kazakhstan	China	2012	EXPIMP	All Products	16484409	7497716.2
Kazakhstan	China	2012	EXPIMP	Capital goods	3188.6	3822400.9
Kazakhstan	China	2012	EXPIMP	Consumer goods	386535.1	2013865.1
Kazakhstan	China	2012	EXPIMP	Intermediate	4824494.5	1491524
Kazakhstan	China	2012	EXPIMP	Raw materials	11270190.7	169901.6
Kazakhstan	China	2012	EXPIMP	Animal products	1134.7	1420.7
Kazakhstan	China	2012	EXPIMP	Chemicals	1379712.8	238049.1
Kazakhstan	China	2012	EXPIMP	Food Products	1555.6	60138
Kazakhstan	China	2012	EXPIMP	Footwear	0.1	240075.1
Kazakhstan	China	2012	EXPIMP	Fuels	9098789.3	56173.7
Kazakhstan	China	2012	EXPIMP	Hides and skins	9653.8	51791
Kazakhstan	China	2012	EXPIMP	Machinery	2156.2	3070371.9
Kazakhstan	China	2012	EXPIMP	Metals	3407217.5	1095077.9
Kazakhstan	China	2012	EXPIMP	Minerals	2475888.3	8249.3
Kazakhstan	China	2012	EXPIMP	Miscellaneous	1050.3	330129.2
Kazakhstan	China	2012	EXPIMP	Plastic or rubber	41608.2	414905
Kazakhstan	China	2012	EXPIMP	Stone and metals	1310.2	228937
Kazakhstan	China	2012	EXPIMP	Textiles and apparel	6914.8	433180.6
Kazakhstan	China	2012	EXPIMP	Transportation	361.9	1044853.4
Kazakhstan	China	2012	EXPIMP	Vegetables	57042.9	138164.2
Kazakhstan	China	2012	EXPIMP	Wood	12.4	86200.1

Export Pro	Import Pro	Revealed c	World Gro	Country Gr	AHS Simple	AHS Weight	AHS Total	AHS Dutial
100	100	1	2.12	-2.22	8.37	7.64	7355	67.42
0.02	50.98	0	1.77	97.31	4.32	4.45	2046	46.87
2.34	26.86	0.37	4.57	-12.25	11.55	11.92	2630	62.43
29.27	19.89	1.38	-0.55	-2.31	8.08	9.87	2168	89.07
68.37	2.27	2.44	1.84	-1.47	6.23	7.11	276	79.71
0.01	0.02	0.01	5.21	2.15	11.21	10.04	69	82.61
8.37	3.17	1.34	0	-6.03	6.17	6.54	665	91.13
0.01	0.8	0.01	5.9	56.91	12.17	12.96	471	67.3
0	3.2	0.01	6.08	64.11	9.84	9.9	114	30.7
55.2	0.75	3.69	6.55	-1.7	4.69	4.87	87	97.7
0.06	0.69	0.14	3.06	4.98	13.56	17.15	117	70.09
0.01	40.95	0	0.82	125.4	4.37	3.23	1771	49.8
20.67	14.61	2.83	-3.25	-0.63	10.18	12.92	882	88.89
15.02	0.11	1.25	-5.38	-6.69	3.66	3.73	49	97.96
0.01	4.4	0	9.53	1,450.77	8.7	8.86	587	59.63
0.25	5.53	0.03	-1.72	-0.9	6.82	8.55	292	59.25
0.01	3.05	0.01	-1.69	314.03	13.29	14.33	249	91.97
0.04	5.78	0.04	4.27	-16.45	10.84	11.57	987	55.83
0	13.94	0	4.81	44.73	8.95	10.25	349	61.6
0.35	1.84	0.13	11.14	215.56	7.29	6.03	342	70.18
0	1.15	0	-3.21	108.47	11.71	11.39	324	94.14

AHS Duty F	AHS Specif	AHS AVE T	AHS MaxR	AHS MinR	AHS Specif	AHS Dutia	AHS Duty F	MFN Simpl
19.08	0.75	12.75	30	0	371425.9	5670736	1826956	8.66
51.08	1.56	0.49	25	0	355271.7	2120983	1629626	4.32
5.25	0.87	31.44	30	0	16154.2	1976797	37138.7	11.96
8.72	0	2.21	20	0	0	1346325	136111.9	8.25
6.16	0	14.13	25	0	0	144961	17007.7	7.79
0	0	17.39	25	7.5	0	1420.7	0	13.32
7.82	0	1.05	20	0	0	230143.6	7918.8	6.35
1.7	0.42	30.57	30	0	11256.9	60138	0	13.47
7.02	0	62.28	15	0	0	235954.8	4120.3	9.84
2.3	0	0	5	0	0	56173.7	0	4.69
0.85	0	29.06	20	0	0	51791	0	13.56
49.07	0.11	1.02	20	0	112.9	1508809	1562695	4.37
9.52	0.11	1.47	20	0	77.4	1083878	11200.4	10.18
2.04	0	0	5	0	0	8197.3	52	4.87
27.6	0	12.78	20	0	0	246837.1	84283.5	8.95
32.53	0	8.22	20	0	0	286531.9	127576.3	6.99
1.61	0	6.43	20	0	0	228895	42	14.63
0.41	0	43.77	20	0	0	433171.8	8.8	11.01
23.5	14.33	0.57	25	0	359978.7	1043520	1333.5	8.95
5.26	0	24.56	20	0	0	119035.5	19126	9.08
4.01	0	1.85	20	0	0	76239.2	8599.5	12.1

MFN Weig	MFN Total	MFN Dutia	MFN Duty	MFN Speci	MFN AVE	1MFN MaxF	MFN MinR	MFN Speci
7.73	7355	67.42	19.08	0.75	12.75	30	0	371425.9
4.45	2046	46.87	51.08	1.56	0.49	25	0	355271.7
12.2	2630	62.43	5.25	0.87	31.44	30	0	16154.2
9.9	2168	89.07	8.72	0	2.21	25	0	0
7.55	276	79.71	6.16	0	14.13	25	0	0
11.96	69	82.61	0	0	17.39	25	10	0
6.76	665	91.13	7.82	0	1.05	20	0	0
14.23	471	67.3	1.7	0.42	30.57	30	0	11256.9
9.9	114	30.7	7.02	0	62.28	15	0	0
4.87	87	97.7	2.3	0	0	5	0	0
17.15	117	70.09	0.85	0	29.06	20	0	0
3.23	1771	49.8	49.07	0.11	1.02	20	0	112.9
12.92	882	88.89	9.52	0.11	1.47	20	0	77.4
4.97	49	97.96	2.04	0	0	5	0	0
9	587	59.63	27.6	0	12.78	20	0	0
8.84	292	59.25	32.53	0	8.22	20	0	0
15.55	249	91.97	1.61	0	6.43	20	0	0
11.61	987	55.83	0.41	0	43.77	20	0	0
10.25	349	61.6	23.5	14.33	0.57	25	0	359978.7
6.59	342	70.18	5.26	0	24.56	20	0	0
11.61	324	94.14	4.01	0	1.85	20	0	0

MFN Dutia MFN Duty Free Imports (US\$ Thousand)

5670736	1826956
2120983	1629626
1976797	37138.7
1346325	136111.9
144961	17007.7
1420.7	0
230143.6	7918.8
60138	0
235954.8	4120.3
56173.7	0
51791	0
1508809	1562695
1083878	11200.4
8197.3	52
246837.1	84283.5
286531.9	127576.3
228895	42
433171.8	8.8
1043520	1333.5
119035.5	19126
76239.2	8599.5

Reporter Name	Partner Name	Year	Trade Flow	Product Group	Export (US\$ Thousand)
Kazakhstan	China	2013	EXPIMP	All Products	14373748.04
Kazakhstan	China	2013	EXPIMP	Capital goods	100796.39
Kazakhstan	China	2013	EXPIMP	Consumer goods	205933.3
Kazakhstan	China	2013	EXPIMP	Intermediate goods	3943111.14
Kazakhstan	China	2013	EXPIMP	Raw materials	10123907.21
Kazakhstan	China	2013	EXPIMP	Animal	3135.8
Kazakhstan	China	2013	EXPIMP	Chemicals	1328157.93
Kazakhstan	China	2013	EXPIMP	Food Products	5266.37
Kazakhstan	China	2013	EXPIMP	Footwear	1.53
Kazakhstan	China	2013	EXPIMP	Fuels	8917091.9
Kazakhstan	China	2013	EXPIMP	Hides and Skins	19457.28
Kazakhstan	China	2013	EXPIMP	Mach and Elec	40067.48
Kazakhstan	China	2013	EXPIMP	Metals	2589411.02
Kazakhstan	China	2013	EXPIMP	Minerals	1319094.1
Kazakhstan	China	2013	EXPIMP	Miscellaneous	289.61
Kazakhstan	China	2013	EXPIMP	Plastic or Rubber	16823.35
Kazakhstan	China	2013	EXPIMP	Stone and Glass	2568.7
Kazakhstan	China	2013	EXPIMP	Textiles and Clothing	12194.55
Kazakhstan	China	2013	EXPIMP	Transportation	60745.65
Kazakhstan	China	2013	EXPIMP	Vegetable	59400.32
Kazakhstan	China	2013	EXPIMP	Wood	42.47

Import (US\$ Thousand)	Export Pro	Import Pro	Pro Revealed	c	World Gro	Country Gr	AHS Simple	AHS Weight
8364465.53	100	100	1	3.56	4.58	8.27	7.52	
3916896.15	0.7	46.83	0	3.95	-69.67	4.51	4.42	
2568841.7	1.43	30.71	0.39	2.08	5.11	11.34	11.82	
1716073.68	27.43	20.52	1.5	2.01	7.11	7.93	8.4	
162395.09	70.43	1.94	2.48	1.75	3.6	5.77	6.19	
1528.07	0.02	0.02	0.02	14.55	51.76	8.42	8.13	
276484.08	9.24	3.31	1.81	3.15	21.36	5.95	6.96	
62382.76	0.04	0.75	0.04	5.25	70.17	10.47	11.57	
403378.76	0	4.82	0	4.5	-81.04	9.89	9.32	
45581.84	62.04	0.54	3.89	0.35	3.96	4.87	4.91	
100616.7	0.14	1.2	0.17	5.91	19.27	12.3	17.52	
3460488.47	0.28	41.37	0	4.08	-67.51	4.47	3.23	
1370865.85	18.01	16.39	2.94	-3.47	-0.73	9.66	10.83	
7997.67	9.18	0.1	1.16	5.11	2.03	3.97	3.77	
368351.44	0	4.4	0	9.56	-87.1	9.11	8.48	
532460.26	0.12	6.37	0.02	1.23	-15.04	6.65	8.54	
211414.96	0.02	2.53	0.01	11.47	31.6	13.45	13.98	
610633.41	0.08	7.3	0.03	-0.55	-11.97	11.06	11.65	
657621.97	0.42	7.86	0	4.92	-62.67	8.93	13.47	
138557.57	0.41	1.66	0.13	2.05	2.52	6.75	5.38	
116101.72	0	1.39	0	5.3	-39.74	12.17	10.57	

AHS Total	AHS Dutial	AHS Duty F	AHS Specif	AHS AVE T	AHS MaxR	AHS MinR	AHS Specif	AHS Dutial
7553	68.46	19	1.05	11.49	25	0	448269.2	6158298
2059	47.45	50.02	2.14	0.39	25	0	418080.3	2060899
2736	64.18	5.92	1.24	28.65	23	0	30188.24	2449616
2181	89.09	9.54	0.05	1.33	20	0	0.71	1460767
324	83.64	5.56	0	10.8	20	0	0	140078.2
130	60	0	0	40	15	3.75	0	1463.93
727	89.41	9.9	0	0.69	20	0	0	264655.7
489	70.14	3.27	0.41	26.18	23	0	13624.78	61712.81
114	31.58	7.02	0	61.4	15	0	0	371860.1
81	98.77	1.23	0	0	5	0	0	45029.79
124	93.55	0.81	0	5.65	20	0	0	98828.22
1781	48.91	49.41	0	1.68	20	0	0	1707795
902	89.25	9.87	0.11	0.78	20	0	176.92	1311267
54	100	0	0	0	13	3.75	0	7930.79
589	66.38	23.26	0	10.36	20	0	0	270626.8
322	61.49	35.09	0	3.42	20	0	0	356460.2
254	96.85	1.18	0	1.97	20	0	0	204837.4
936	55.98	0.21	0	43.8	20	0	0	599681.7
363	55.92	23.14	20.66	0.28	25	0	434466.8	644343.9
345	73.04	4.35	0.29	22.32	15	0	0.71	122059.7
342	94.74	4.09	0	1.17	20	0	0	89744.79

AHS	Duty F	MFN Simpl	MFN Weig	MFN Total	MFN Dutia	MFN Duty	MFN Speci	MFN AVE	1MFN	MaxF
2034149		8.6	7.66	7553	68.46	19	1.05	11.49		25
1759738		4.51	4.42	2059	47.45	50.02	2.14	0.39		25
50199.84		11.83	12.13	2736	64.18	5.92	1.24	28.65		23
193308.4		8.11	8.43	2181	89.09	9.54	0.05	1.33		20
12802.57		7.39	7.73	324	83.64	5.56	0	10.8		20
0		10.94	10.37	130	60	0	0	40		20
7692.42		6.13	7.34	727	89.41	9.9	0	0.69		20
4.23		12.2	14.17	489	70.14	3.27	0.41	26.18		23
28755.8		9.95	9.33	114	31.58	7.02	0	61.4		15
0		4.87	4.91	81	98.77	1.23	0	0		5
0		12.3	17.52	124	93.55	0.81	0	5.65		20
1693450		4.47	3.23	1781	48.91	49.41	0	1.68		20
11724.56		9.66	10.83	902	89.25	9.87	0.11	0.78		20
0		5.18	5	54	100	0	0	0		13
92066.75		9.42	8.62	589	66.38	23.26	0	10.36		20
162323.7		6.83	8.94	322	61.49	35.09	0	3.42		20
0		14.85	15.32	254	96.85	1.18	0	1.97		20
0		11.25	11.69	936	55.98	0.21	0	43.8		20
1628.29		8.93	13.47	363	55.92	23.14	20.66	0.28		25
14610.68		8.96	7.18	345	73.04	4.35	0.29	22.32		20
21891.72		12.54	10.73	342	94.74	4.09	0	1.17		20

MFN MinR MFN Speci MFN Dutia MFN Duty Free Imports (US\$ Thousand)

0	448269.2	6158298	2034149
0	418080.3	2060899	1759738
0	30188.24	2449616	50199.84
0	0.71	1460767	193308.4
0	0	140078.2	12802.57
5	0	1463.93	0
0	0	264655.7	7692.42
0	13624.78	61712.81	4.23
0	0	371860.1	28755.8
0	0	45029.79	0
0	0	98828.22	0
0	0	1707795	1693450
0	176.92	1311267	11724.56
5	0	7930.79	0
0	0	270626.8	92066.75
0	0	356460.2	162323.7
0	0	204837.4	0
0	0	599681.7	0
0	434466.8	644343.9	1628.29
0	0.71	122059.7	14610.68
0	0	89744.79	21891.72

Reporter	Partner	Na Year	Trade Flow	Product Group	Export (US\$ Thousand)
Kazakhstan	China	2014	EXPIMP	All Products	9799418.42
Kazakhstan	China	2014	EXPIMP	Capital goods	138230.43
Kazakhstan	China	2014	EXPIMP	Consumer goods	292225.76
Kazakhstan	China	2014	EXPIMP	Intermediate goods	3181948.68
Kazakhstan	China	2014	EXPIMP	Raw materials	6186480.23
Kazakhstan	China	2014	EXPIMP	Animal	4345.93
Kazakhstan	China	2014	EXPIMP	Chemicals	1194222.72
Kazakhstan	China	2014	EXPIMP	Food Products	7135.11
Kazakhstan	China	2014	EXPIMP	Footwear	0.09
Kazakhstan	China	2014	EXPIMP	Fuels	5171197.22
Kazakhstan	China	2014	EXPIMP	Hides and Skins	15232.34
Kazakhstan	China	2014	EXPIMP	Mach and Elec	74877.25
Kazakhstan	China	2014	EXPIMP	Metals	1951894.61
Kazakhstan	China	2014	EXPIMP	Minerals	1179876.22
Kazakhstan	China	2014	EXPIMP	Miscellaneous	2458.33
Kazakhstan	China	2014	EXPIMP	Plastic or Rubber	17850
Kazakhstan	China	2014	EXPIMP	Stone and Glass	2635.47
Kazakhstan	China	2014	EXPIMP	Textiles and Clothing	6477.99
Kazakhstan	China	2014	EXPIMP	Transportation	61216.38
Kazakhstan	China	2014	EXPIMP	Vegetable	109966.17
Kazakhstan	China	2014	EXPIMP	Wood	32.58

Import (US\$ Thousand)	Export Pro	Import Pro	Pro Revealed	c	World Gro	Country Gr	AHS Simple	AHS Weight
10156188.3	100	100	1	0.24	-22.09	7.71	5.94	
3516334.82	1.41	47.79	0	0.08	-48.87	3.94	2.62	
2519753.25	2.98	34.25	0.3	4.43	-28.56	10.58	10.1	
1143209.73	32.47	15.54	1.93	3.24	-8.8	7.55	7.01	
177839.86	63.13	2.42	2.2	-1.21	-27.66	5.54	6.25	
2168.72	0.04	0.03	0.04	5.73	2.41	6.94	6.09	
239029.06	12.19	3.25	2.67	0.16	-5.47	5.49	6.17	
58804.28	0.07	0.8	0.07	3.79	9.11	8.92	9.32	
475285.47	0	6.46				8.49	7.65	
42962.46	52.77	0.58	2.9	0.25	-32.67	4.71	4.82	
85209.17	0.16	1.16	0.26	2.01	-2.39	11.43	16.04	
3129682.49	0.76	42.54	0	-0.71	-50.04	3.94	2.4	
835559.8	19.92	11.36	3.85	-1.02	-11.95	8.98	8.82	
4774.32	12.04	0.06	1.91	-4.58	-4.53	3.34	3.17	
429192.8	0.03	5.83	0	-4.75	174.95	8.58	8.05	
485099.01	0.18	6.59	0.04	0.15	4.88	7.89	8.73	
194262.79	0.03	2.64	0.01	35.98	13.71	12.57	13.04	
590380.4	0.07	8.02	0.07	-5.62	17.8	10.59	11.01	
426512.21	0.62	5.8	0	9.76	-88.61	7.18	6.74	
157874.83	1.12	2.15	0.46	3.07	52.26	5.99	5.61	
200422.46	0	2.72	0	4.94	81.82	10.94	5.24	

AHS Total	AHS Dutial	AHS Duty F	AHS Specif	AHS AVE T	AHS MaxR	AHS MinR	AHS Specif	AHS Dutial
7804	69.48	19.77	0	10.75	24	0	0	5149664
2120	48.49	51.18	0	0.33	24	0	0	1529444
2823	64.54	8.68	0	26.78	20.9	0	0	2348136
2252	92.01	6.79	0	1.2	19.2	0	0	1074317
324	84.26	5.56	0	10.19	19	0	0	146098.8
107	74.77	0	0	25.23	11.25	3.75	0	2168.72
721	88.9	9.99	0	1.11	17.8	0	0	233634.2
535	51.96	18.13	0	29.91	20.9	0	0	58878.57
115	33.04	6.96	0	60	19	0	0	426519.5
93	97.85	2.15	0	0	5	0	0	42962.46
129	98.45	1.55	0	0	20	0	0	85342.89
1824	49.18	49.95	0	0.88	19	0	0	1246468
962	89.81	9.67	0	0.52	19	0	0	828154.2
54	96.3	3.7	0	0	5	0	0	4736.56
602	70.1	20.76	0	9.14	19.4	0	0	332091.6
315	86.98	10.16	0	2.86	19	0	0	470832.4
272	97.79	1.1	0	1.1	20	0	0	194441.4
970	57.63	0.62	0	41.75	19.2	0	0	593111.6
378	59.79	39.95	0	0.26	24	0	0	402637.5
343	70.85	6.41	0	22.74	18.3	0	0	133714.1
384	94.79	4.43	0	0.78	18.8	0	0	93970.38

AHS	Duty F	MFN Simpl	MFN Weig	MFN Total	MFN Dutia	MFN Duty	MFN Speci	MFN AVE	1MFN MaxF
2217300		8.01	6.07	7804	69.48	19.77	0	10.75	24
1964790		3.94	2.62	2120	48.49	51.18	0	0.33	24
154062.8		11.04	10.36	2823	64.54	8.68	0	26.78	20.9
49153.72		7.71	7.05	2252	92.01	6.79	0	1.2	22
20127.62		7.02	7.93	324	84.26	5.56	0	10.19	19
0		9.08	7.95	107	74.77	0	0	25.23	15
5295.31		5.67	6.41	721	88.9	9.99	0	1.11	17.8
48.41		10.4	11.44	535	51.96	18.13	0	29.91	20.9
50025.48		8.59	7.66	115	33.04	6.96	0	60	19
0		4.71	4.82	93	97.85	2.15	0	0	5
0.4		11.43	16.04	129	98.45	1.55	0	0	20
1889529		3.94	2.4	1824	49.18	49.95	0	0.88	19
9949.57		8.98	8.82	962	89.81	9.67	0	0.52	19
41.17		4.44	4.2	54	96.3	3.7	0	0	5
97604.46		8.89	8.14	602	70.1	20.76	0	9.14	19.4
12498.49		8.02	9.07	315	86.98	10.16	0	2.86	19
0		13.87	14.23	272	97.79	1.1	0	1.1	20
30.98		10.77	11.05	970	57.63	0.62	0	41.75	19.2
23949.93		7.18	6.74	378	59.79	39.95	0	0.26	24
24171.93		7.88	7.47	343	70.85	6.41	0	22.74	22
104154.8		11.32	5.3	384	94.79	4.43	0	0.78	18.8

MFN MinR MFN Speci MFN Dutia MFN Duty Free Imports (US\$ Thousand)

0	0	5149664	2217300
0	0	1529444	1964790
0	0	2348136	154062.8
0	0	1074317	49153.72
0	0	146098.8	20127.62
5	0	2168.72	0
0	0	233634.2	5295.31
0	0	58878.57	48.41
0	0	426519.5	50025.48
0	0	42962.46	0
0	0	85342.89	0.4
0	0	1246468	1889529
0	0	828154.2	9949.57
0	0	4736.56	41.17
0	0	332091.6	97604.46
0	0	470832.4	12498.49
0	0	194441.4	0
0	0	593111.6	30.98
0	0	402637.5	23949.93
0	0	133714.1	24171.93
0	0	93970.38	104154.8

Reporter	Partner	Na Year	Trade Flow	Product Group	Export (US\$ Thousand)
Kazakhstan	China	2015	EXPIMP	All Products	5480137.49
Kazakhstan	China	2015	EXPIMP	Capital goods	24783.44
Kazakhstan	China	2015	EXPIMP	Consumer goods	118899.38
Kazakhstan	China	2015	EXPIMP	Intermediate goods	2844175.17
Kazakhstan	China	2015	EXPIMP	Raw materials	2492279.5
Kazakhstan	China	2015	EXPIMP	Animal	5127.92
Kazakhstan	China	2015	EXPIMP	Chemicals	1212759.01
Kazakhstan	China	2015	EXPIMP	Food Products	17683.94
Kazakhstan	China	2015	EXPIMP	Footwear	0.01
Kazakhstan	China	2015	EXPIMP	Fuels	2146013.1
Kazakhstan	China	2015	EXPIMP	Hides and Skins	15580.19
Kazakhstan	China	2015	EXPIMP	Mach and Elec	17423.99
Kazakhstan	China	2015	EXPIMP	Metals	1599228.81
Kazakhstan	China	2015	EXPIMP	Minerals	364581.38
Kazakhstan	China	2015	EXPIMP	Miscellaneous	2719.2
Kazakhstan	China	2015	EXPIMP	Plastic or Rubber	3925.38
Kazakhstan	China	2015	EXPIMP	Stone and Glass	1928.2
Kazakhstan	China	2015	EXPIMP	Textiles and Clothing	5605.31
Kazakhstan	China	2015	EXPIMP	Transportation	3522.36
Kazakhstan	China	2015	EXPIMP	Vegetable	83718.12
Kazakhstan	China	2015	EXPIMP	Wood	320.56

Import (US\$ Thousand)	Export Pro	Import Pro	Pro Revealed	c	World Gro	Country Gr	AHS Simple	AHS Weight
5087800.82	100	100	1	-7.41	-22.51	7.15	5.5	
2496300.56	0.45	49.06	0	-2.05	74.6	3.7	2.76	
1566266.63	2.17	30.78	0.21	-6.5	-34.2	9.78	9.42	
868905.32	51.9	17.08	2.36	2.11	-5.64	7.05	6.35	
156265.02	45.48	3.07	1.92	-16.67	-34.83	5.09	5.44	
1229.32	0.09	0.02	0.09	-7.14	23.69	7.5	5.22	
216441.21	22.13	4.25	3.83	-5.25	-5.12	5.16	5.5	
49430.83	0.32	0.97	0.02	8.78	-52.14	8.83	9.04	
212913.43	0	4.18				7.44	5.58	
36810.99	39.16	0.72	2.95	-20.82	-33.24	4.78	4.44	
56500.9	0.28	1.11	0.49	-2.11	12.36	10.24	15.55	
2313680.86	0.32	45.48	0	-1.52	29.49	3.61	2.52	
706181.29	29.18	13.88	5.63	-7.35	-6.23	8.32	8.18	
3620.62	6.65	0.07	1.26	-16.1	-43.06	3.14	3.25	
295014.17	0.05	5.8	0.03	-22.52	1,713.87	8.28	8.36	
354553.29	0.07	6.97	0.02	-7.2	-49.93	7.09	7.53	
131760.73	0.04	2.59	0.01	42.83	31.68	11.54	12.02	
252566.25	0.1	4.96	0.08	-5.18	-18.81	9.87	10.5	
243723.23	0.06	4.79				7.33	7.2	
148307.16	1.53	2.92	0.49	-2.47	-15.93	5.51	5.33	
65066.57	0.01	1.28	0	-3.68	187.97	9.66	8.78	

AHS Total	AHS Dutial	AHS Duty F	AHS Specif	AHS AVE T	AHS MaxR	AHS MinR	AHS Specif	AHS Dutial
7757	70.3	17.62	1.53	10.55	37.5	0	157696	3630141
2130	48.97	48.73	2.07	0.23	23	0	131422	1108220
2774	66.83	5.19	1.91	26.06	20	0	26268.9	1526812
2185	92.49	6.41	0	1.1	18.3	0	0	830375.9
360	81.39	6.39	0	12.22	37.5	0	0	122108.2
110	87.27	0.91	0	11.82	37.5	0	0	1208.4
702	90.03	9.26	0	0.71	15.5	0	0	210044.2
513	58.09	1.75	8.97	31.19	18.5	0	12089.6	49181.1
115	32.17	6.96	0	60.87	18	0	0	196999.1
90	97.78	2.22	0	0	5	0	0	36757.2
127	95.28	4.72	0	0	20	0	0	56456.2
1836	49.46	49.24	0.54	0.76	18	0	27563.6	969150
957	89.76	9.4	0.31	0.52	18	0	39	697039.6
56	91.07	8.93	0	0	5	0	0	3588.9
603	70.81	20.23	0.17	8.79	18.8	0	996.1	260753.4
317	87.07	9.78	0	3.15	16.7	0	0	344923.4
283	97.53	1.41	0	1.06	20	0	0	131632.6
931	56.28	0.43	0	43.29	18.3	0	0	252604.3
374	61.5	22.46	15.78	0.27	23	0	117007.7	242027.7
381	74.28	5.25	0	20.47	12.23	0	0	121767.3
362	95.86	3.31	0	0.83	17.6	0	0	56007.7

AHS	Duty F	MFN Simpl	MFN Weig	MFN Total	MFN Dutia	MFN Duty	MFN Speci	MFN AVE	1MFN MaxF
1452584		7.46	5.64	7757	70.3	17.62	1.53	10.55	50
1369125		3.7	2.76	2130	48.97	48.73	2.07	0.23	23
25871.3		10.23	9.7	2774	66.83	5.19	1.91	26.06	21.7
24431		7.23	6.38	2185	92.49	6.41	0	1.1	20
24947		6.52	7.13	360	81.39	6.39	0	12.22	50
21		9.79	6.67	110	87.27	0.91	0	11.82	50
6047.8		5.34	5.67	702	90.03	9.26	0	0.71	15.5
0		10.47	11.24	513	58.09	1.75	8.97	31.19	21.7
16013.1		7.52	5.59	115	32.17	6.96	0	60.87	18
0		4.78	4.44	90	97.78	2.22	0	0	5
7.6		10.24	15.55	127	95.28	4.72	0	0	20
1343025		3.61	2.52	1836	49.46	49.24	0.54	0.76	18
8048.6		8.32	8.18	957	89.76	9.4	0.31	0.52	18
26.9		4.18	4.32	56	91.07	8.93	0	0	5
36402.6		8.59	8.49	603	70.81	20.23	0.17	8.79	18.8
8523.7		7.21	7.85	317	87.07	9.78	0	3.15	16.7
0		12.73	13.12	283	97.53	1.41	0	1.06	20
21		10.04	10.56	931	56.28	0.43	0	43.29	18.3
929.1		7.33	7.2	374	61.5	22.46	15.78	0.27	23
26493.3		7.32	7.11	381	74.28	5.25	0	20.47	16.3
7024.4		10.03	8.89	362	95.86	3.31	0	0.83	17.6

MFN MinR MFN Speci MFN Dutia MFN Duty Free Imports (US\$ Thousand)

0	157696	3630141	1452584
0	131422	1108220	1369125
0	26268.9	1526812	25871.3
0	0	830375.9	24431
0	0	122108.2	24947
0	0	1208.4	21
0	0	210044.2	6047.8
0	12089.6	49181.1	0
0	0	196999.1	16013.1
0	0	36757.2	0
0	0	56456.2	7.6
0	27563.6	969150	1343025
0	39	697039.6	8048.6
0	0	3588.9	26.9
0	996.1	260753.4	36402.6
0	0	344923.4	8523.7
0	0	131632.6	0
0	0	252604.3	21
0	117007.7	242027.7	929.1
0	0	121767.3	26493.3
0	0	56007.7	7024.4

Reporter	Partner	Na	Year	Trade Flow	Product Group	Export (US\$ Thousand)
Kazakhstan	China		2016	EXPIMP	All Products	4214925.9
Kazakhstan	China		2016	EXPIMP	Capital goods	42728.21
Kazakhstan	China		2016	EXPIMP	Consumer goods	156415.56
Kazakhstan	China		2016	EXPIMP	Intermediate goods	2555112.7
Kazakhstan	China		2016	EXPIMP	Raw materials	1460669.43
Kazakhstan	China		2016	EXPIMP	Animal	6166.85
Kazakhstan	China		2016	EXPIMP	Chemicals	831817
Kazakhstan	China		2016	EXPIMP	Food Products	13148.93
Kazakhstan	China		2016	EXPIMP	Footwear	6.46
Kazakhstan	China		2016	EXPIMP	Fuels	1013013.35
Kazakhstan	China		2016	EXPIMP	Hides and Skins	7706.53
Kazakhstan	China		2016	EXPIMP	Mach and Elec	35345.7
Kazakhstan	China		2016	EXPIMP	Metals	1689334.41
Kazakhstan	China		2016	EXPIMP	Minerals	481752.69
Kazakhstan	China		2016	EXPIMP	Miscellaneous	2513.12
Kazakhstan	China		2016	EXPIMP	Plastic or Rubber	731.93
Kazakhstan	China		2016	EXPIMP	Stone and Glass	1345.26
Kazakhstan	China		2016	EXPIMP	Textiles and Clothing	12415.56
Kazakhstan	China		2016	EXPIMP	Transportation	7991.84
Kazakhstan	China		2016	EXPIMP	Vegetable	111372.6
Kazakhstan	China		2016	EXPIMP	Wood	263.67

Import (US\$ Thousand)	Export Pro	Import Pro	Pro Revealed	c	World Gro	Country Gr	AHS Simple	AHS Weight
6278130.4	100	100	1	-2.77	-9.36	6.08	4.45	
1694463.66	1.01	46.23	0	-2.19	1.57	3.11	1.79	
1149007.91	3.71	31.35	0.22	-0.85	-5.81	7.87	7.74	
728103.95	60.62	19.86	2.9	-4.87	-1.67	6.4	5.46	
90984.67	34.65	2.48	1.49	-3.59	-20.89	5.21	5.42	
779.52	0.15	0.02	0.11	11.3	10.76	4.96	3.06	
194004.12	19.73	5.29	3.47	-1.53	-12.68	4.64	4.77	
40997.54	0.31	1.12	0.04	-1.63	32.66	8.43	8.06	
125424.82	0	3.42	0			7.04	1.05	
8306.51	24.03	0.23	1.82	-5.72	-30.9	4.77	5	
28144.53	0.18	0.77	0.49	-9.08	-14.82	10.96	14.19	
1589782.17	0.84	43.37	0	-2.3	47.13	2.99	1.62	
540490.27	40.08	14.74	8.13	-4.84	6.62	7.65	6.83	
5409.16	11.43	0.15	1.88	-0.02	13.81	3.52	3.64	
262861.75	0.06	7.17	0.02	-0.22	-27.78	7.27	6.33	
267054.25	0.02	7.29	0.02	-3.13	7.92	6.19	6.16	
133105.67	0.03	3.63	0.03	-8.36	18.31	10.46	10	
171626.28	0.29	4.68	0.12	-6.38	10.98	7.15	8.35	
153106.85	0.19	4.18	0			7.49	8.02	
78297.78	2.64	2.14	0.71	-4.87	7.17	5.34	4.91	
66261.27	0.01	1.81	0	-0.01	-32.73	7.58	6.07	

AHS Total	AHS Dutial	AHS Duty F	AHS Specif	AHS AVE T	AHS MaxR	AHS MinR	AHS Specif	AHS Dutial
7413	70.13	20.37	0.97	8.53	23	0	88339.43	2548182
2045	45.43	54.13	0.39	0.05	20	0	36459.72	660716
2758	70.23	6.93	1.56	21.28	23	0	51866.09	1109023
2064	91.18	7.95	0	0.87	17	0	0	680639
294	90.14	5.1	0	4.76	17.5	0	0	76404
56	80.36	14.29	0	5.36	15	0	0	779.52
698	88.68	11.03	0	0.29	13.3	0	0	182591
501	73.45	2	8.98	15.57	20	0	2645.62	40997.54
115	32.17	6.96	13.04	47.83	20	0	43914.69	98811.19
86	96.51	3.49	0	0	5	0	0	8306.52
90	94.44	5.56	0	0	15	0	0	28144.48
1778	42.29	57.59	0	0.11	20	0	0	605578.9
920	89.67	9.67	0.11	0.54	17	0	62.88	530486.1
50	100	0	0	0	5	2.25	0	5409.16
600	75.33	21.17	0.17	3.33	15	0	499.14	205597.4
302	86.09	11.59	0	2.32	15	0	0	260768.1
272	97.06	2.21	0	0.74	17	0	0	133105.7
923	55.58	0.22	0	44.2	20	0	0	171625.9
360	74.17	22.78	2.78	0.28	23	0	41217.09	152408
334	79.94	5.69	0	14.37	15	0	0	66723.92
328	95.12	4.57	0	0.3	16.4	0	0	56848.94

AHS	Duty F	MFN	Simpl	MFN	Weig	MFN	Total	MFN	Dutia	MFN	Duty	MFN	Speci	MFN	AVE	1MFN	MaxF
1114378		6.34		4.58		7413		70.13		20.37		0.97		8.53		23	
1017675		3.11		1.79		2045		45.43		54.13		0.39		0.05		20	
43234.87		8.25		8.04		2758		70.23		6.93		1.56		21.28		23	
28156.57		6.55		5.48		2064		91.18		7.95		0		0.87		17	
9019.61		6.62		6.91		294		90.14		5.1		0		4.76		20	
0		6.4		3.82		56		80.36		14.29		0		5.36		20	
11437.04		4.8		4.92		698		88.68		11.03		0		0.29		13.3	
0		9.7		9.88		501		73.45		2		8.98		15.57		20	
26613.63		7.13		1.07		115		32.17		6.96		13.04		47.83		20	
0		4.77		5		86		96.51		3.49		0		0		5	
0.05		10.96		14.19		90		94.44		5.56		0		0		15	
984849.5		2.99		1.62		1778		42.29		57.59		0		0.11		20	
10004.21		7.65		6.83		920		89.67		9.67		0.11		0.54		17	
0		4.68		4.85		50		100		0		0		0		5	
55289.27		7.56		6.44		600		75.33		21.17		0.17		3.33		15	
5652.45		6.29		6.47		302		86.09		11.59		0		2.32		15	
0		11.6		10.95		272		97.06		2.21		0		0.74		17	
0		7.3		8.41		923		55.58		0.22		0		44.2		20	
698.8		7.49		8.02		360		74.17		22.78		2.78		0.28		23	
11550.41		7.04		6.54		334		79.94		5.69		0		14.37		20	
8282.59		7.89		6.14		328		95.12		4.57		0		0.3		16.4	

MFN MinR MFN Speci MFN Dutia MFN Duty Free Imports (US\$ Thousand)

0	88339.43	2548182	1114378
0	36459.72	660716	1017675
0	51866.09	1109023	43234.87
0	0	680639	28156.57
0	0	76404	9019.61
0	0	779.52	0
0	0	182591	11437.04
0	2645.62	40997.54	0
0	43914.69	98811.19	26613.63
0	0	8306.52	0
0	0	28144.48	0.05
0	0	605578.9	984849.5
0	62.88	530486.1	10004.21
3	0	5409.16	0
0	499.14	205597.4	55289.27
0	0	260768.1	5652.45
0	0	133105.7	0
0	0	171625.9	0
0	41217.09	152408	698.8
0	0	66723.92	11550.41
0	0	56848.94	8282.59

Reporter	Partner	Na Year	Trade Flow	Product Group	Export (US\$ Thousand)
Kazakhstan	China	2017	EXPIMP	All Products	5797975.62
Kazakhstan	China	2017	EXPIMP	Capital goods	8914.16
Kazakhstan	China	2017	EXPIMP	Consumer goods	148483.5
Kazakhstan	China	2017	EXPIMP	Intermediate goods	3559185.83
Kazakhstan	China	2017	EXPIMP	Raw materials	2081391.12
Kazakhstan	China	2017	EXPIMP	Animal	6815.82
Kazakhstan	China	2017	EXPIMP	Chemicals	1038999.3
Kazakhstan	China	2017	EXPIMP	Food Products	7568.89
Kazakhstan	China	2017	EXPIMP	Footwear	7.35
Kazakhstan	China	2017	EXPIMP	Fuels	1001379.43
Kazakhstan	China	2017	EXPIMP	Hides and Skins	6229.85
Kazakhstan	China	2017	EXPIMP	Mach and Elec	8921.66
Kazakhstan	China	2017	EXPIMP	Metals	2390833.22
Kazakhstan	China	2017	EXPIMP	Minerals	1089004.88
Kazakhstan	China	2017	EXPIMP	Miscellaneous	270.54
Kazakhstan	China	2017	EXPIMP	Plastic or Rubber	145.12
Kazakhstan	China	2017	EXPIMP	Stone and Glass	268.4
Kazakhstan	China	2017	EXPIMP	Textiles and Clothing	82449.96
Kazakhstan	China	2017	EXPIMP	Transportation	10825.16
Kazakhstan	China	2017	EXPIMP	Vegetable	153479.73
Kazakhstan	China	2017	EXPIMP	Wood	776.3

Import (US\$ Thousand)	Export Pro	Import Pro	Pro Revealed	c	World Gro	Country Gr	AHS Simple	AHS Weight
8583169.4	100	100	1	7.76	15.22	5.83	4.19	
2215039.84	0.15	47.18	0	5.26	181.79	3.04	1.86	
1382032.15	2.56	29.44	0.31	8.89	38.77	7.43	7.02	
964989.44	61.39	20.55	2.8	5.22	10.58	6.2	5.37	
132890.81	35.9	2.83	1.49	14.39	22.21	4.93	6.07	
1267.46	0.12	0.03	0.11	2.53	12.63	4.29	2.27	
312820.76	17.92	6.66	2.82	9.88	5.94	4.4	4.62	
47053.48	0.13	1	0.04	8.57	18.2	7.38	7.99	
175731.17	0	3.74	0	8.65	-48.74	5.68	0.78	
28532.2	17.27	0.61	1.35	18.91	9.63	5	5	
34885.04	0.11	0.74	0.34	1.8	-10.06	10.42	13.21	
2076751.38	0.15	44.23	0	5.98	174.63	2.96	1.6	
652072.88	41.24	13.89	7.51	10.01	13.06	7.47	6.75	
10303.28	18.78	0.22	2.66	15.75	47.26	3.41	3.51	
291677.35	0	6.21	0	2.51	-42.23	7.2	6.54	
318354.28	0	6.78	0	8.31	-67.68	5.99	6.54	
161706.62	0	3.44	0.01	-7.83	-35.87	9.9	10.1	
207188.96	1.42	4.41	0.21	4.7	45.8	6.86	8.13	
185579.03	0.19	3.95	0.01	4.98	1,488.17	7.45	7.04	
108450.28	2.65	2.31	0.69	6.82	12.78	5.12	5.34	
82624.56	0.01	1.76	0	9.8	63.48	7	4.94	

AHS Total	AHS Dutial	AHS Duty F	AHS Specif	AHS AVE T	AHS MaxR	AHS MinR	AHS Specif	AHS Dutial
7160	69.43	20.64	0.92	9.01	20	0	74405.16	3125615
1990	45.23	54.27	0.5	0	20	0	70151.71	856280.5
2595	68.29	7.09	1.43	23.2	20	0	4233.31	1282583
2053	91.82	7.55	0	0.63	16	0	0	871690.9
291	86.25	8.93	0	4.81	17.5	0	0	91762.54
33	63.64	15.15	0	21.21	7.5	0	0	1236.64
690	88.41	11.3	0	0.29	11	0	0	293758.4
452	65.93	3.32	8.85	21.9	20	0	3466.33	46636.09
111	31.53	7.21	0	61.26	20	0	0	147896
27	100	0	0	0	5	5	0	28531.15
111	99.1	0.9	0	0	15	0	0	34888.36
1777	43.44	56.44	0	0.11	20	0	0	769975.1
926	89.42	10.04	0.11	0.43	16	0	63.14	641071.5
51	98.04	1.96	0	0	5	0	0	10293.08
574	75.96	20.73	0.17	3.14	15	0	464.78	229711
307	86.64	10.42	0	2.93	15	0	0	257877.6
272	97.43	1.84	0	0.74	16	0	0	139271.6
870	53.68	0.23	0	46.09	20	0	0	206133.2
318	69.18	23.27	7.55	0	20	0	70410.91	182576.4
322	81.37	8.7	0	9.94	15	0	0	72857.1
319	95.3	4.39	0	0.31	15.2	0	0	62901.76

AHS	Duty F	MFN	Simpl	MFN	Weig	MFN	Total	MFN	Dutia	MFN	Duty	MFN	Speci	MFN	AVE	1MFN	MaxF
1439530		6.08		4.31		7160		69.43		20.64		0.92		9.01		20	
1312151		3.04		1.86		1990		45.23		54.27		0.5		0		20	
53795.88		7.8		7.27		2595		68.29		7.09		1.43		23.2		20	
39901.72		6.34		5.41		2053		91.82		7.55		0		0.63		16	
20459.33		6.29		7.6		291		86.25		8.93		0		4.81		20	
0		5.6		2.84		33		63.64		15.15		0		21.21		10	
12777.07		4.54		4.73		690		88.41		11.3		0		0.29		11	
45.26		8.77		9.71		452		65.93		3.32		8.85		21.9		20	
27350.74		5.76		0.8		111		31.53		7.21		0		61.26		20	
0		5		5		27		100		0		0		0		5	
0		10.42		13.21		111		99.1		0.9		0		0		15	
1285833		2.96		1.6		1777		43.44		56.44		0		0.11		20	
10945.22		7.47		6.75		926		89.42		10.04		0.11		0.43		16	
10.05		4.54		4.67		51		98.04		1.96		0		0		5	
57286.73		7.46		6.65		574		75.96		20.73		0.17		3.14		15	
5483.22		6.08		6.78		307		86.64		10.42		0		2.93		15	
0		11.02		10.96		272		97.43		1.84		0		0.74		16	
273.79		7		8.23		870		53.68		0.23		0		46.09		20	
1106.87		7.45		7.04		318		69.18		23.27		7.55		0		20	
24300.1		6.73		7.12		322		81.37		8.7		0		9.94		20	
14117.88		7.24		5.02		319		95.3		4.39		0		0.31		15.2	

MFN MinR MFN Speci MFN Dutia MFN Duty Free Imports (US\$ Thousand)

0	74405.16	3125615	1439530
0	70151.71	856280.5	1312151
0	4233.31	1282583	53795.88
0	0	871690.9	39901.72
0	0	91762.54	20459.33
0	0	1236.64	0
0	0	293758.4	12777.07
0	3466.33	46636.09	45.26
0	0	147896	27350.74
5	0	28531.15	0
0	0	34888.36	0
0	0	769975.1	1285833
0	63.14	641071.5	10945.22
0	0	10293.08	10.05
0	464.78	229711	57286.73
0	0	257877.6	5483.22
0	0	139271.6	0
0	0	206133.2	273.79
0	70410.91	182576.4	1106.87
0	0	72857.1	24300.1
0	0	62901.76	14117.88

Reporter	Partner	Na Year	Trade Flow	Product Gr	Export (US\$ Thousand)	Import (US\$ Thousand)
Kazakhstan	China	2018	EXPIMP	All Products	6307476.19	8583169.4
Kazakhstan	China	2018	EXPIMP	Capital goods	5088.41	2597924.71
Kazakhstan	China	2018	EXPIMP	Consumer goods	1089080.68	1527111.53
Kazakhstan	China	2018	EXPIMP	Intermediate	3215458.87	1127098.76
Kazakhstan	China	2018	EXPIMP	Raw materials	1997848.23	131118.35
Kazakhstan	China	2018	EXPIMP	Animal products	7088.82	1772.96
Kazakhstan	China	2018	EXPIMP	Chemicals	680488.23	360969.58
Kazakhstan	China	2018	EXPIMP	Food products	13072.63	46897.57
Kazakhstan	China	2018	EXPIMP	Footwear	217.14	166003.45
Kazakhstan	China	2018	EXPIMP	Fuels	1950192.43	37385.55
Kazakhstan	China	2018	EXPIMP	Hides and skins	3708.97	24426.78
Kazakhstan	China	2018	EXPIMP	Machinery	5114.71	2454053.28
Kazakhstan	China	2018	EXPIMP	Metals	2410406.99	610320.3
Kazakhstan	China	2018	EXPIMP	Minerals	954032.97	9400.13
Kazakhstan	China	2018	EXPIMP	Miscellaneous	244.13	327316.47
Kazakhstan	China	2018	EXPIMP	Plastic or rubber	495.79	373834.27
Kazakhstan	China	2018	EXPIMP	Stone and glass	372.65	184486.93
Kazakhstan	China	2018	EXPIMP	Textiles and apparel	62901.35	274899.57
Kazakhstan	China	2018	EXPIMP	Transportation	2367.66	291378.12
Kazakhstan	China	2018	EXPIMP	Vegetables	215320.27	114289.87
Kazakhstan	China	2018	EXPIMP	Wood	1451.46	106758.73

Export Pro	Import Pro	Revealed c	World Gro	Country Gr	AHS Simple	AHS Weight	AHS Total	AHS Dutial
100	100	1	7.61	15.64	5.7	4.04	7143	69.98
0.08	48.25	0	6.92	8.9	2.94	1.84	2006	45.61
17.27	28.36	1.14	8.37	122.4	7.24	6.68	2596	69.18
50.98	20.93	2.45	4.61	5.21	6.11	5.59	2033	91.2
31.67	2.44	1.41	9.65	14.7	5	5.55	281	89.68
0.11	0.03	0.09	11.16	3.76	4.78	3.31	38	84.21
10.79	6.7	1.75	8.42	-8.23	4.38	4.6	662	89.12
0.21	0.87	0.08	9.11	66.87	7.79	8.23	454	77.31
0	3.08	0	12.64	9.94	5.66	1.21	114	30.7
30.92	0.69	1.77	18.03	45.06	5	5	30	100
0.06	0.45	0.24	-2.05	-10.79	10.4	13.42	90	98.89
0.08	45.58	0	7.11	-49.18	2.86	1.48	1751	42.95
38.22	11.34	7.23	5.67	11.37	7.31	6.74	932	89.59
15.13	0.17	2.79	4.09	14.7	3.4	3.63	51	98.04
0	6.08	0.01	9.73	52.88	6.83	6.74	575	74.96
0.01	6.94	0	2.31	-89.22	5.64	6.01	298	85.57
0.01	3.43	0.01	-1.61	9.39	9.88	10.04	272	97.43
1	5.11	0.26	4.81	25.6	6.67	7.54	860	52.09
0.04	5.41	0	3.55	-25.2	6.99	6.98	375	69.07
3.41	2.12	0.8	0.93	16.4	4.93	5.02	299	84.62
0.02	1.98	0	5.26	-75.64	6.93	5.45	342	94.74

AHS Duty F	AHS Specif	AHS AVE T	AHS MaxR	AHS MinR	AHS Specif	AHS Dutia	AHS Duty F	MFN Simpl
20.89	0.36	8.76	20	0	99383.9	3429444	1757491	5.94
53.99	0.4	0	20	0	97376.19	978824.3	1556748	2.94
7.32	0.69	22.8	20	0	2007.71	1342384	123364.7	7.57
8.26	0	0.54	15	0	0	999955.5	42106.16	6.25
5.34	0	4.98	17.5	0	0	78331.71	17783.71	6.34
13.16	0	2.63	7.5	0	0	1741.18	0	5.97
10.57	0	0.3	8.8	0	0	340832.3	13611.55	4.53
3.52	0	19.16	20	0	0	46351.48	14.11	9.08
7.02	0	62.28	20	0	0	131774.9	34098.44	5.75
0	0	0	5	5	0	37383.79	0	5
1.11	0	0	15	0	0	24274.18	0	10.4
56.94	0	0.11	20	0	0	829112.7	1598162	2.86
9.87	0.11	0.43	15	0	183.4	597823.8	12437.11	7.31
1.96	0	0	5	0	0	9396.01	4.12	4.53
21.74	0.52	2.78	15	0	1223.41	259290.3	61250.86	7.07
11.74	0	2.68	15	0	0	276726	3761.39	5.71
1.84	0	0.74	15	0	0	160422.4	0	10.93
0.47	0	47.44	20	0	0	274245.4	59.33	6.8
25.07	5.87	0	20	0	97977.09	282654.6	1052.3	6.99
7.36	0	8.03	15	0	0	70610.45	20529.7	6.48
4.97	0	0.29	14	0	0	86804.27	12510.15	7.14

MFN Weig	MFN Total	MFN Dutia	MFN Duty	MFN Speci	MFN AVE	1MFN MaxF	MFN MinR	MFN Speci
4.15	7143	69.98	20.89	0.36	8.76	20	0	99383.9
1.84	2006	45.61	53.99	0.4	0	20	0	97376.19
6.9	2596	69.18	7.32	0.69	22.8	20	0	2007.71
5.63	2033	91.2	8.26	0	0.54	15	0	0
7.09	281	89.68	5.34	0	4.98	20	0	0
4.14	38	84.21	13.16	0	2.63	10	0	0
4.67	662	89.12	10.57	0	0.3	8.8	0	0
9.82	454	77.31	3.52	0	19.16	20	0	0
1.27	114	30.7	7.02	0	62.28	20	0	0
5	30	100	0	0	0	5	5	0
13.42	90	98.89	1.11	0	0	15	0	0
1.48	1751	42.95	56.94	0	0.11	20	0	0
6.74	932	89.59	9.87	0.11	0.43	15	0	183.4
4.83	51	98.04	1.96	0	0	5	0	0
6.85	575	74.96	21.74	0.52	2.78	15	0	1223.41
6.19	298	85.57	11.74	0	2.68	15	0	0
10.78	272	97.43	1.84	0	0.74	15	0	0
7.68	860	52.09	0.47	0	47.44	20	0	0
6.98	375	69.07	25.07	5.87	0	20	0	97977.09
6.69	299	84.62	7.36	0	8.03	20	0	0
5.53	342	94.74	4.97	0	0.29	14	0	0

MFN Dutia MFN Duty Free Imports (US\$ Thousand)

3429444	1757491
978824.3	1556748
1342384	123364.7
999955.5	42106.16
78331.71	17783.71
1741.18	0
340832.3	13611.55
46351.48	14.11
131774.9	34098.44
37383.79	0
24274.18	0
829112.7	1598162
597823.8	12437.11
9396.01	4.12
259290.3	61250.86
276726	3761.39
160422.4	0
274245.4	59.33
282654.6	1052.3
70610.45	20529.7
86804.27	12510.15

Reporter	Partner	Na Year	Trade Flow	Product Group	Export (US\$ Thousand)
Kazakhstan	China	2019	EXPIMP	All Products	7823406.35
Kazakhstan	China	2019	EXPIMP	Capital goods	8001.59
Kazakhstan	China	2019	EXPIMP	Consumer goods	1623522.42
Kazakhstan	China	2019	EXPIMP	Intermediate goods	3560247.59
Kazakhstan	China	2019	EXPIMP	Raw materials	2631634.75
Kazakhstan	China	2019	EXPIMP	Animal	21110.85
Kazakhstan	China	2019	EXPIMP	Chemicals	613717.93
Kazakhstan	China	2019	EXPIMP	Food Products	44434.44
Kazakhstan	China	2019	EXPIMP	Footwear	50.94
Kazakhstan	China	2019	EXPIMP	Fuels	2828095.46
Kazakhstan	China	2019	EXPIMP	Hides and Skins	3847.39
Kazakhstan	China	2019	EXPIMP	Mach and Elec	5886.21
Kazakhstan	China	2019	EXPIMP	Metals	2812215.47
Kazakhstan	China	2019	EXPIMP	Minerals	1134397.18
Kazakhstan	China	2019	EXPIMP	Miscellaneous	973.84
Kazakhstan	China	2019	EXPIMP	Plastic or Rubber	221.55
Kazakhstan	China	2019	EXPIMP	Stone and Glass	416.04
Kazakhstan	China	2019	EXPIMP	Textiles and Clothing	51564.41
Kazakhstan	China	2019	EXPIMP	Transportation	1705.32
Kazakhstan	China	2019	EXPIMP	Vegetable	300953.56
Kazakhstan	China	2019	EXPIMP	Wood	3815.73

Import (US\$ Thousa	Export Pro	Import Pro	Revealed c	World Gro	Country Gr	AHS Simpk	AHS Weigr	AHS Total
9801477	100	100	1	-1.56	4.19	5.63	4.33	7135
2817908.68	0.1	42.91	0	-3.31	-7.47	2.9	1.81	2013
1943446.26	20.75	29.6	1.21	1.39	10.55	7.26	7.02	2605
1295677.41	45.51	19.73	2.38	-2.96	1.26	5.93	6.02	1973
148874.78	33.64	2.27	1.33	2.45	5.31	4.91	4.48	308
2295.97	0.27	0.04	0.12	20.15	50.9	4.81	3.16	32
307188.68	7.84	4.68	1.27	-0.07	-9.71	4.21	4.3	682
47081.76	0.57	0.72	0.29	2.08	107.73	11.19	8.49	445
253725.56	0	3.86	0	10.18	33.28	5.63	1.41	113
27844.98	36.15	0.42	1.91	-0.6	9.17	4.21	5	27
43464.02	0.05	0.66	0.23	-2.61	0.27	11.03	12.73	51
2587536.07	0.08	39.41	0	-2.55	143.34	2.79	1.35	1770
746562.52	35.95	11.37	7.77	-4.92	4.32	7.3	7.42	932
6231.15	14.5	0.09	2.15	9.23	1.42	3.44	3.59	53
838918.94	0.01	12.78	0.02	-7.68	73.7	6.16	6.97	598
477457.32	0	7.27	0	-2.68	-19.04	5.47	6.13	305
184574.92	0.01	2.81	0.02	-1.13	32.85	9.43	9.89	273
447281.43	0.66	6.81	0.22	-2.93	-5.08	6.66	8	865
374054.29	0.02	5.7				7.47	7.18	371
137643.55	3.85	2.1	0.97	0.14	17.3	5.07	4.06	325
84609.52	0.05	1.29	0.01	-7.6	1,107.56	6.31	4.92	293

AHS Dutial	AHS Duty F	AHS Specif	AHS AVE T	AHS MaxR	AHS MinR	AHS Specif	AHS Dutial	AHS Duty F
71.46	19.59	0.1	8.84	264.29	0	1450.99	4011982	1945574
50.22	49.68	0.05	0.05	16.7	0	280.64	1037695	1701193
70.6	6.68	0.23	22.5	264.29	0	1170.35	1787203	85726.98
91.23	8.41	0	0.35	15	0	0	1063972	89336.32
81.82	7.79	0	10.39	16.8	0	0	82114.55	32899.51
81.25	15.63	0	3.13	9	0	0	2174.57	0
87.1	12.61	0	0.29	8	0	0	271745.8	21564.22
76.4	3.15	0	20.45	264.29	0	0	46848.45	14.11
30.97	7.08	0	61.95	16	0	0	164753.4	88972.15
77.78	22.22	0	0	5	0	0	27844.98	0
98.04	1.96	0	0	15	0	0	43464.02	0
45.25	54.52	0	0.23	16.7	0	0	838725.7	1717071
90.99	8.58	0.11	0.32	15	0	280.64	729302.2	17260.36
96.23	3.77	0	0	10	0	0	6203.82	27.33
73.58	20.57	0.17	5.69	15	0	641.58	430467.8	48321.84
89.84	8.85	0	1.31	15	0	0	340627.4	5840.87
97.07	2.2	0	0.73	15	0	0	161464	0
55.84	0.23	0	43.93	16.8	0	0	446743.3	118.69
90.03	8.63	1.35	0	18	0	528.76	357845.2	707.38
80.31	7.38	0	12.31	15	0	0	79491	34313.52
94.2	5.8	0	0	13	0	0	64279.99	11362.11

MFN Simpl	MFN Weig	MFN Total	MFN Dutia	MFN Duty	MFN Speci	MFN AVE T	MFN MaxF	MFN MinR
5.87	4.43	7135	71.46	19.59	0.1	8.84	264.29	0
2.9	1.81	2013	50.22	49.68	0.05	0.05	16.7	0
7.58	7.23	2605	70.6	6.68	0.23	22.5	264.29	0
6.06	6.06	1973	91.23	8.41	0	0.35	15	0
6.25	5.73	308	81.82	7.79	0	10.39	20	0
5.67	3.79	32	81.25	15.63	0	3.13	10	0
4.36	4.43	682	87.1	12.61	0	0.29	8	0
12.29	9.94	445	76.4	3.15	0	20.45	264.29	0
5.72	1.51	113	30.97	7.08	0	61.95	16	0
4.21	5	27	77.78	22.22	0	0	5	0
11.03	12.73	51	98.04	1.96	0	0	15	0
2.79	1.35	1770	45.25	54.52	0	0.23	16.7	0
7.3	7.42	932	90.99	8.58	0.11	0.32	15	0
4.49	4.77	53	96.23	3.77	0	0	10	0
6.38	7.08	598	73.58	20.57	0.17	5.69	15	0
5.54	6.3	305	89.84	8.85	0	1.31	15	0
10.45	10.71	273	97.07	2.2	0	0.73	15	0
6.79	8.12	865	55.84	0.23	0	43.93	16.8	0
7.47	7.18	371	90.03	8.63	1.35	0	18	0
6.66	5.4	325	80.31	7.38	0	12.31	20	0
6.52	5.09	293	94.2	5.8	0	0	13	0

MFN Speci MFN Dutia MFN Duty Free Imports (US\$ Thousand)

1450.99	4011982	1945574
280.64	1037695	1701193
1170.35	1787203	85726.98
0	1063972	89336.32
0	82114.55	32899.51
0	2174.57	0
0	271745.8	21564.22
0	46848.45	14.11
0	164753.4	88972.15
0	27844.98	0
0	43464.02	0
0	838725.7	1717071
280.64	729302.2	17260.36
0	6203.82	27.33
641.58	430467.8	48321.84
0	340627.4	5840.87
0	161464	0
0	446743.3	118.69
528.76	357845.2	707.38
0	79491	34313.52
0	64279.99	11362.11