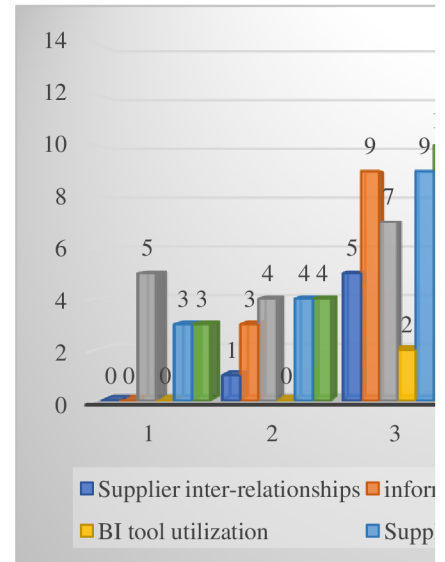


	<i>Supplier inter-relationships</i>	<i>information with suppliers</i>	<i>Supplier collaboration</i>
1	0	0	5
2	1	3	4
3	5	9	7
4	9	6	9
5	13	7	4
6	9	7	5
7	0	5	3



BI tool utilization

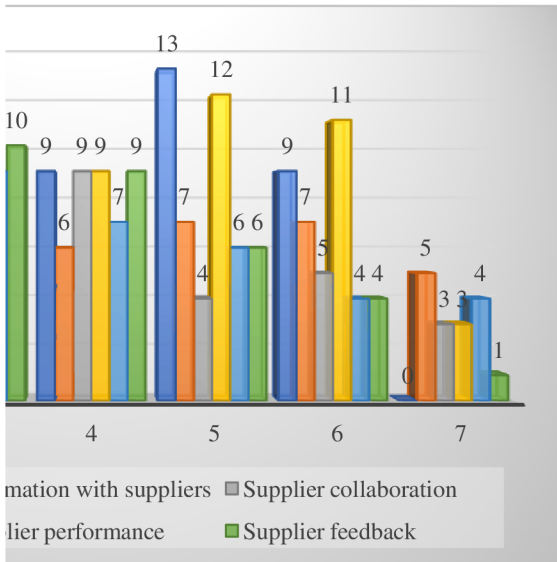
0
0
2
9
12
11
3

Supplier performance

3
4
9
7
6
4
4

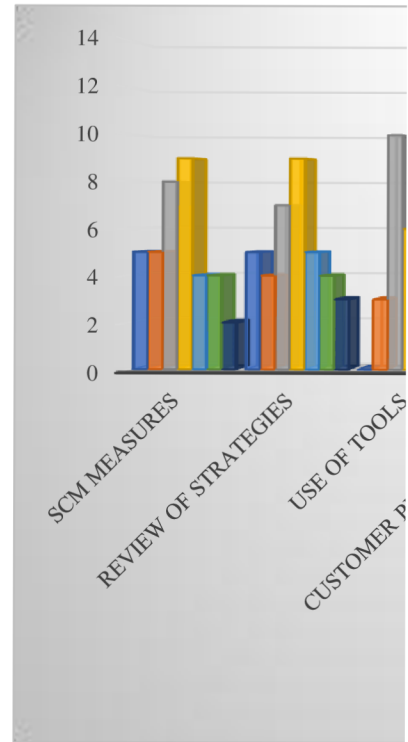
Supplier feedback

3
4
10
9
6
4
1

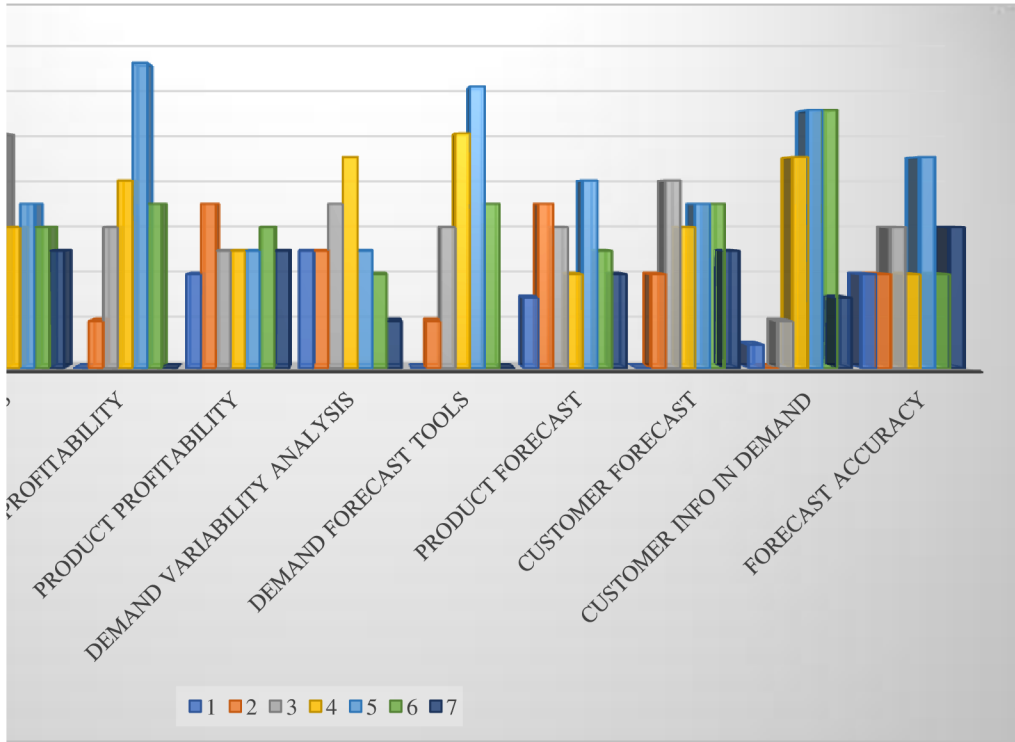


SCM measuw of stra/se of tooner profitct profitvariabilitd foreca:duct fore omer forer info in :cast accu

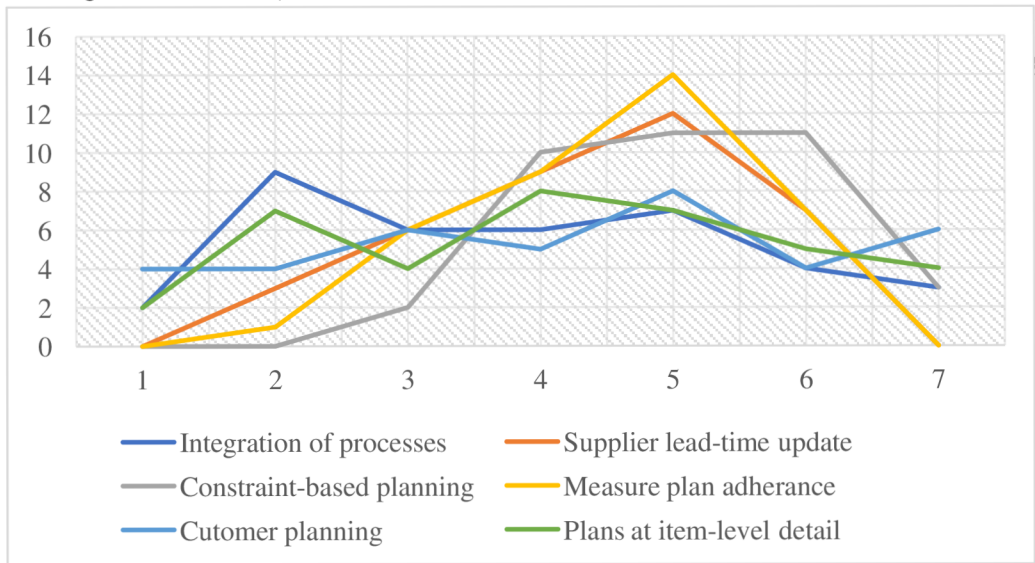
1	5	5	0	0	4	5	0	3	0	1	4
2	5	4	3	2	7	5	2	7	4	0	4
3	8	7	10	6	5	7	6	6	8	2	6
4	9	9	6	8	5	9	10				
5	4	5	7	13	5	5	12				
6	4	4	6	7	6	4	7				
7	2	3	5	0	5	2	0				



racy

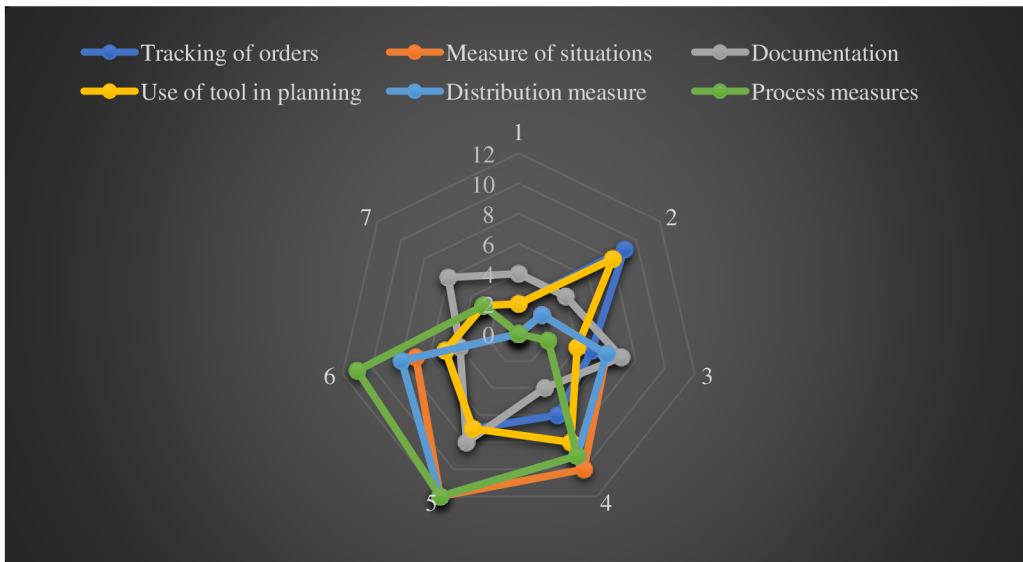


	<i>Integration of processes</i>	<i>Supplier lead-time update</i>	<i>Constraint-based planning</i>
1	2	0	0
2	9	3	0
3	6	6	2
4	6	9	10
5	7	12	11



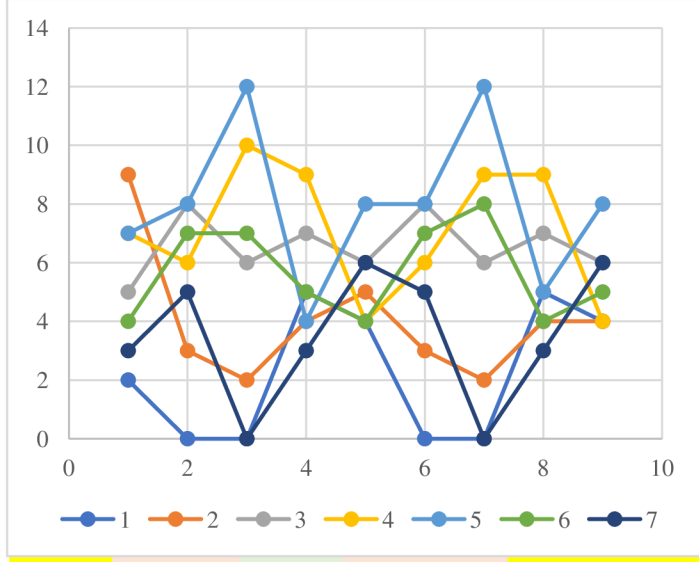
<i>Measure plan adherence</i>	<i>Customer planning</i>	<i>Plans at item-level detail</i>
0	4	2
1	4	7
6	6	4
9	5	8
14	8	7
7	4	5
0	6	4

	Tracking of orders	Measure of situations	Documentation	Use of tool in planning
1	2	0	4	2
2	9	2	4	8
3	5	6	7	4
4	6	10	4	8
5	7	12	8	7
6	5	7	4	5
7	3	0	6	3



Distribution measure	Process measures
0	0
2	0
6	2
9	9
12	12
8	11
0	3

	Supply chain	nm	tribut	roductio	Support	Demand	SCM and BI	Quicker decisions
1	2	0	0	5	4	0	0	5
2	9	3	2	4	5	3	2	4
3	5	8	6	7	6	8	6	7
4	7	6	10	9	4	6	9	9
5	7	8	12	4	8	8	12	5
6	4	7	7	5	4	7	8	4
7	3	5	0	3	6	5	0	3



inter-department sharing

4
4
6
4
8
5
6

	Planning Process	Sourcing process	Delivery processes	IT support in SCM
1	3	2	3	2
2	7	9	4	7
3	6	5	6	4
4	4	6	4	8
5	7	8	8	7
6	5	4	5	5
7	5	3	7	4

