



Czech University of Life Sciences Prague

**Faculty of Tropical
AgriSciences**

The reasons and causes for the mass migration to abroad
(The case of Ghana)

BACHELOR'S THESIS

Prague 2020

Author: Perpetual Gyan

Supervisor: Pilarova Tereza

Declaration

I hereby declare that I have done this thesis entitled “The reasons and causes for the mass migration to abroad (The case of Ghana)” independently, all text in this thesis are original and all the sources have been quoted and acknowledged by means of complete references and according to Citation rules of the FTA.

In Prague May 2020

.....

Perpetual Gyan

Acknowledgment

Foremost, I would like to thank the Almighty God for the wisdom He bestowed upon me, the strength and good health in order to finish this thesis.

My deep gratitude goes to my supervisor Ing. Pilarova Tereza Ph.D. for imparting her knowledge, expertise and time into this thesis. I could not have imagined having a better supervisor for this thesis. I would also like to thank Ing. Alexander Kandakov Ph.D. for giving me the opportunity to research on this topic.

I would like to thank my family, my husband Richmond Gyasi for supporting me throughout this programme, my mother Catherine Kusi, my brother Stephen Brobbey Gyan for his inspiration and advice.

Last but not the least, I acknowledge my friends Yaw Oppong Sarkodie and Eugene Okraku Asare for their encouragement and support.

Abstract

Migration is a phenomenon with human development and socialisation. Available literature admits to a long history of human movement from one place to another for diverse reasons in the human quest to improve their lives. Migration has either a positive or negative impact on the economic conditions of a country. This study sets out to review literature on the mass migration situation of Ghana, spanning from the historical genesis of this phenomenon up until the recent situation. The focus of this study was to evaluate reasons and causes for the mass migration of Ghanaians to countries of developed economies and to assess the challenges of reintegration for returnees. This assessment was done via a review of relevant literature from Scientific databases (Science Direct, Google Scholar, Web of Science), reports, and statistical databases (WB, UNDP, Ghana Statistical Service). Socio-economic conditions were found to be the principal factor of migration over political and environmental factors that leads to the mass migration of Ghanaians. Reasons for the migration have also been linked to improving the livelihoods and capacities of migrants in developed economies that host these Ghanaians. The challenge with the reintegration of returnees is the poor infrastructural development in Ghana and an unfavourable working system filled with bureaucracies that makes it difficult for starting a new business or acquiring properties to carry out developmental projects.

Keywords

Ghana, migration, livelihood, development, return migration.

Content

Table of Content

1	Introduction	1
2	Objectives	2
2.1	Main Objective	2
2.2	Specific Objectives	2
3	Methodology	3
4	Literature Review	4
4.1	Information about Ghana	4
4.1.1	Economic situation.....	6
4.1.2	Poverty	7
4.2	Migration.....	10
4.2.1	Definition of migration	10
4.3	Internal migration	10
4.3.1	History of internal migration	11
4.3.2	Profile of internal migrant	11
4.4	Main reasons for post-independence internal and external migration.....	13
4.4.1	Political reasons	13
4.4.2	Social–economic reasons	13
4.4.3	Environmental reasons	14
4.5	International migration.....	15
4.5.1	History of international migration	15
4.5.2	Emigration after an unprecedented economic crisis (1960-1970).....	15
4.5.3	Large scale-migration.....	15
4.5.4	Diasporisation.....	16
4.5.5	Recent profile of immigrants in Ghana.....	17
4.5.6	Recent profile of Ghanaian emigrants.....	19

4.5.7	Main reasons for international migration.....	21
4.6	Return migration.....	22
4.6.1	Recent statistic	23
4.6.2	Main reasons for the return.....	24
4.6.3	Profile of return migrants	25
4.6.4	Barriers and challenges	25
5	Conclusion	27
6	References	28

List of tables

Table 1: Survey of Internal Migration, 2012/2013 GLSS	12
Table 2: Reasons for internal migration based on gender.	14

List of figures

Figure 1: Map of Ghana showing boundaries.....	5
Figure 2: Real GDP growth rates, 2000 – 2019.....	6
Figure 3: Poverty Map of Ghana.....	9
Figure 4: Origin of migrants in Ghana	17
Figure 5: International migrants as % of Ghana’s population (1990 – 2019)	18
Figure 6: Age and sex distribution of immigrants and of the population in Ghana	19
Figure 7: Destination of migrants from Ghana.....	20
Figure 8: The percentage of remittance to GDP in Ghana	21
Figure 9: Transit routes to enter Europe.....	24

List of abbreviations

CPP:	Convention People's Party
ECOWAS:	Economic Community of West African States
GDP:	Gross Domestic Product
GLSS:	Ghana Living Standards Survey
GSS:	Ghana Statistical Service
IOM:	International Organization for Migration
ICMPD:	International Centre for Migration Policy Development
LEAP:	Livelihood Empowerment Against Poverty
MGSOG:	Maastricht Graduate School of Governance
MPI:	Multi-dimensional Poverty Index
NHIS:	National Health Insurance Scheme
NYEP:	National Youth Employment Programme
PRB:	Population Reference Bureau
SIHMA:	Scalabrini Institute for Mobility in Africa
UK:	United Kingdom
UN:	United Nations
UNDESA:	United Nations, Development of Economics and Social Affairs
WB:	World Bank
WBG:	World Bank Group

1 Introduction

Migration is a phenomenon with human development and socialisation. This phenomenon, like most others in Ghana are either undocumented or has some scarce records on their occurrence and trends and their influence on the development of Ghana. Regardless of this rare migration records, available literature admits to a long history of human movement from one place to another for diverse reasons in the human quest to improve their lives. Migration has either a positive or negative impact on the economic conditions of a country (Manuh et al. 2013). Migrants positively influence their home economies through the remittances they send back home, while the host countries enjoy the labour resources they offer, sometimes with specialised skills that may not be available or might be scarce in the host country. Migrants however are exposed to some negative impacts such as exploitation and abuse (Asare 2012), yet they take the risk as high as using deadly means of transports to migrate to host countries in achieving their set goals for migration. According to Croitoru (2019), migration changes the work attitude of returned migrants, thus gives them a new perspective and skills towards entrepreneurial skills on their return. He, however, argues a biased stance taken by reviewed literature on the negative impact on migration on the lives of returnees.

In the challenge of documentation, this work will seek to assess the state of migration in Ghana. The focus will be on the reasons for the migration of Ghanaians from Ghana to countries of the West, and the reintegration of returnee migrants to Ghana. It is expected that this will highlight the challenges influencing migration of Ghanaians and inform policies that will guide the integration of returnee migrants to tap into their experiences and skills while mitigating the challenges faced in positive voluntary migration of Ghana.

2 Objectives

2.1 Main Objective

The main objectives are to evaluate the reasons and causes for the mass migration from Ghana abroad and within the country and to indicate the main challenges of reintegration by returnees.

2.2 Specific Objectives

The specific objectives of this study are the following:

- i. Evaluation of the reasons for mass migration of Ghanaians abroad and within the country.
- ii. Overview of the main factors influencing the mass migration of Ghanaians abroad and within the country.
- iii. Overview of the main challenges of reintegration of return migrants.

3 Methodology

This thesis was based on a subjective review of the literature. The relevant available literature on the subject matter, focusing on Ghana was reviewed. In all, the study synthesised over 30 empirical articles mainly from Sub-Sahara Africa, with most of them been studies conducted in Ghana. The literature reviewed was sourced from the Web of Science, institutional websites, ResearchGate, and Google Scholar. Journals such as the World Development, Norwegian Journal of Geography, Ghanaian Journal of Economics featured prominently in the articles used. Online reports from news portals in Ghana were also cited to support the literature review. Keywords used to find the articles include Ghana, migration, livelihood, development, return migration. Most of the articles used are recently, covering a period fewer than 15 years with a few theoretical studies going beyond this period. The use of the recent articles was to capture the current reasons and causes of mass migration abroad. Moreover, other published scientific thesis from known Ghanaian Universities were also used. Additionally, data from the Ghana Statistical Service (GSS) database, United Nations, Department of Economics and Social Affairs & Population Division (UNDESA), Federal Reserve Bank of ST. Louis, World Bank and Population Reference Bureau databases were used mainly for the graphs and figures used.

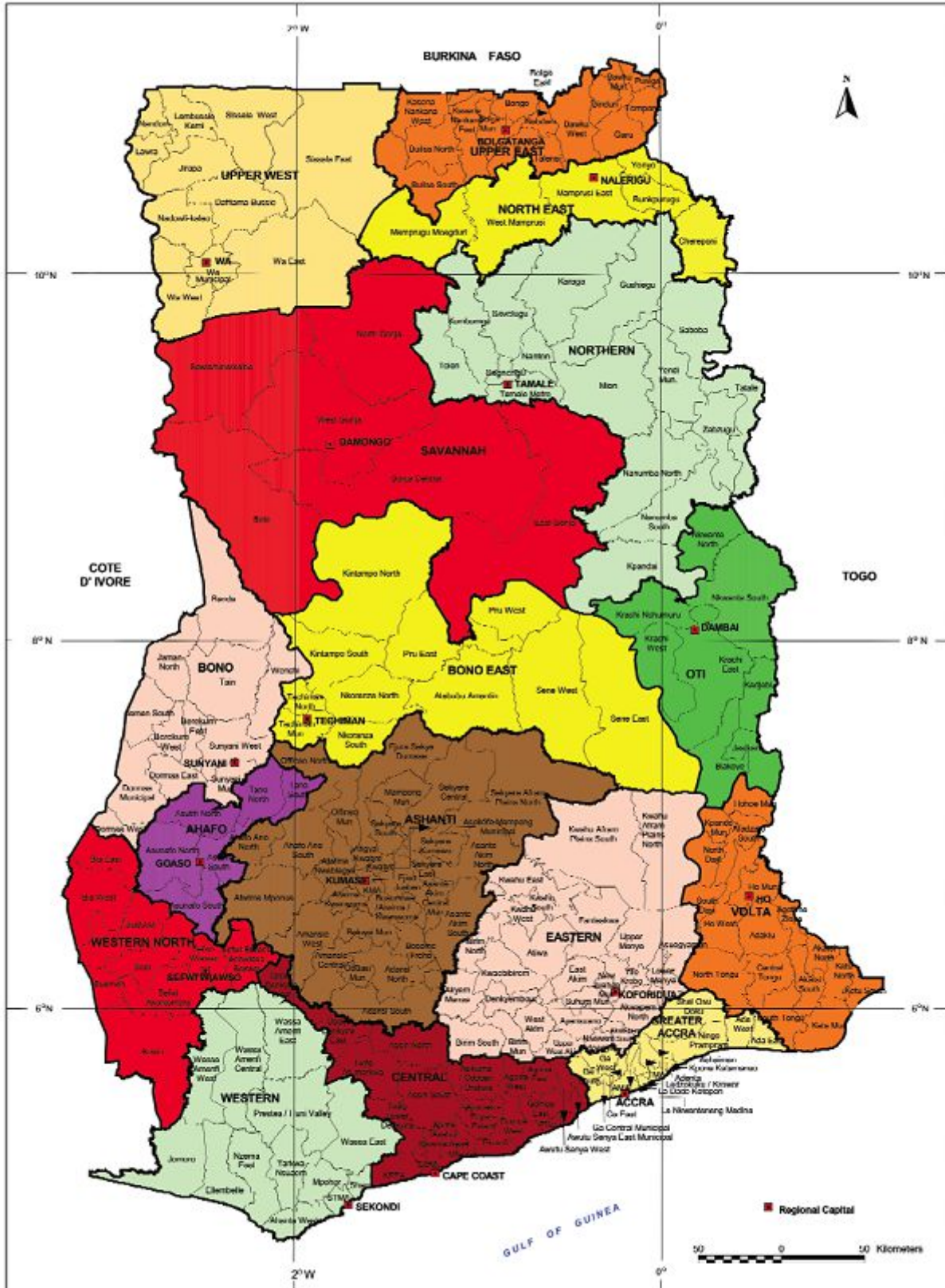
4 Literature Review

4.1 Information about Ghana

Ghana is a Western African country that shares borders with Cote d'Ivoire to the West, Burkina Faso in the North, and Togo on the East and has a southern borderline with the Gulf of Guinea (Figure 1). There are six ecological zones in Ghana (Nuhu et al. 2012); these ecological zones are important as they inform the type of crops cultivated in Ghana's agrarian economy. There are sixteen administrative regions within the country and 260 Metropolitan/Municipal/District assemblies established since 1988 for the execution of policies by the government. Governance of Ghana since gaining independence in the year 1957 has been both military rule and its current democratic governance (Ghana Districts 2019). The country's development is currently being spearheaded by three development authority, these development authorities are established based on three divisions of the country, namely Coastal Development Authority, Middle Belt development authority and Northern Development Authorities (Ghana News Agency 2018).

Population figures for Ghana were 18,604,710, with a growth rate of 2.35 % in the year 2000, and this grew up to 24,015,449 with a growth rate of 2.57% in 2010. The population is estimated to increase by 729,171 people with a total estimated dependency ratio of 66.7% in 2020 and will reach 31,225,678 by early 2021. However, external migration is estimated to reduce the 2020 population, as an estimate, by 11,894 people (Manuh et al. 2013).

GHANA IN PERSPECTIVE



Source: Ghana Statistical Service, Geographical Information Systems (GIS) Section

Figure 1: Map of Ghana showing boundaries

Source: Ghana Statistical Service (2012)

4.1.1 Economic situation

The economy of Ghana has enjoyed lots of attention within the African continent. However, there have been concerns of the impact of the reported economic achievements on the lives of the Ghanaian people, especially in the areas of employment, equal opportunities, and general improvement of their livelihoods. Informal employment is mostly the form of employment in Ghana. Poverty levels are high, especially in rural Ghana and highest in the north of the country. Education is known to be a means towards achieving economic transformation, and Ghana over the years has seen substantial improvements in enrolment into tertiary. However, the educational systems churn out a lot of unemployed graduates. These graduates, according to industry players, do not meet the required set of skills for work. Thus, they come out of the tertiary schools as unemployable graduates. Another challenge has been the calibre of teachers in pre-tertiary schools, which feeds into the tertiary levels of education (Baah-Boateng et al. 2013).

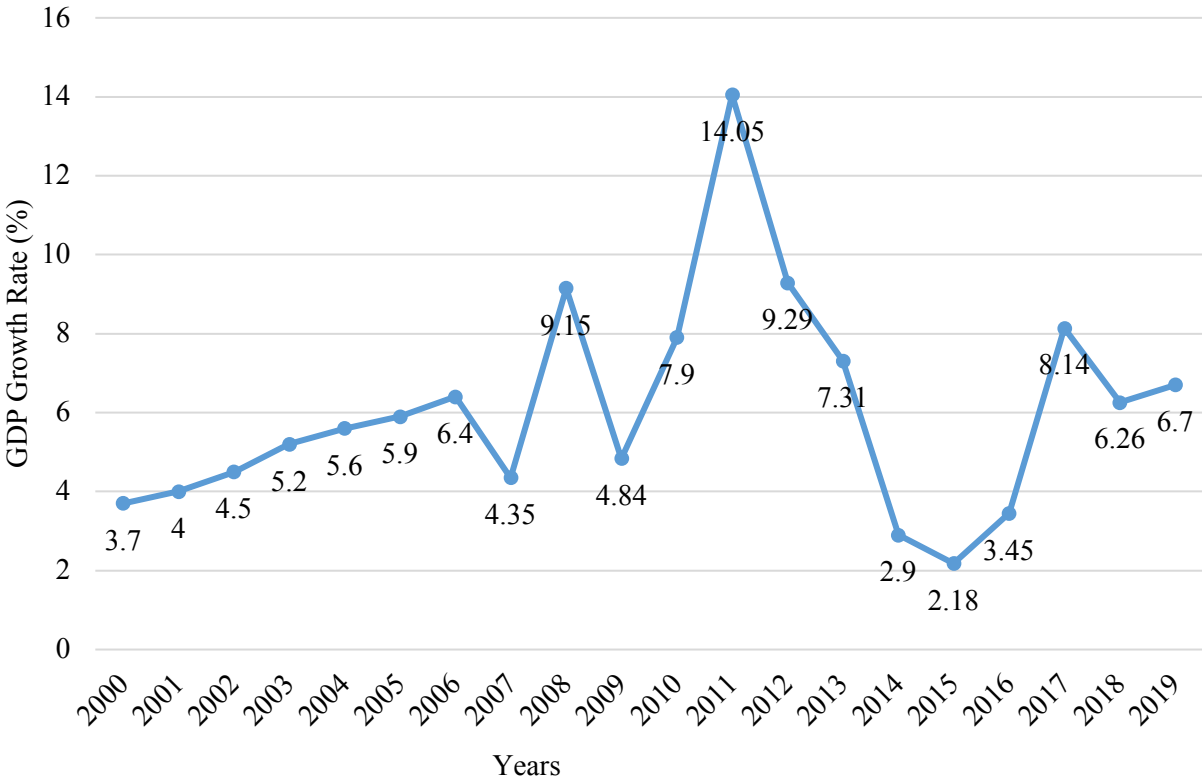


Figure 2: Real GDP growth rates, 2000 – 2019

Source: Constructed from Ghana Statistical Service (2019) & Index Mundi (2020)

Gross domestic product is one key indicator of economic growth. In the 1980s, the economy of Ghana was irregular. These were the times when the country was going through economic

reforms. The outcome of these saw a rise in economic growth in 1961 from when it was set on a decline from 1962 to 1969. The fluctuations were dramatic from 1972 to 1984. The 1980s saw a serious drought in the country, which greatly influenced the economic drama in the GDP records. With the sponsorship of the International Monetary Fund and the World Bank, Ghana set out on and liberal economic policies, which lead to a structural adjustment programme in the second phase of these liberal policies. The structural adjustment saw to correct imbalances in the economy and did set it on some stable path through to the year 2001. Economic growth, as indicated by the GDP, was fairly stable, with a high growth recorded in 2010 (Baah-Boateng et al. 2013) though there were some fluctuations in 2007 and 2009 (see Figure 2).

In 2014, the country started the production of oil in commercial quantities. This led to a sharp rise in Ghana's GDP (14.05%) – the highest global figure recorded in 2014 (Ghana Statistical service 2018). Ghana's economy seems to be expanding recently after a consistent fall in growth between 2014 and 2016. For instance, the estimated Gross Domestic Products (GDP) growth rate increased from 3.45% in 2016 to 8.14% in 2017. Average GDP growth remains above 6% since 2017, whereas of 6.7% compared to 5.4% in the same period of 2018. The World Bank has predicted the growth of Ghana's economy in 2020 to hit about 7%, with its inflation remaining 6 – 10% , same as what the Bank of Ghana predicts (World Bank 2019). Nonetheless, this figure is predicted to reduce to 2.6% in the event of infected cases and 1.5% in the event of partial lock-down amid the COVID-19 Pandemic (Ministry of Finance 2020).

4.1.2 Poverty

In many developing countries such as Ghana, the definition of poverty remains rooted in questionable assumptions about what poverty is and the actual or real need of the poor. Satterthwaite (2004) noted that the use of income as a determinant of the poverty line within the context of the widely accepted view of poverty as being multi-dimensional is problematic since it does not provide a full picture of the “command of resources” that an individual or household possesses (Boarini et al. 2006). In the quest to reducing poverty, the government of Ghana introduced some social policy interventions. These interventions were also geared towards the attainment of the then Millennium development goals. These interventions were a national health insurance scheme (NHIS) and free maternal health care services for pregnant women in the health sector and capitation grant, free transport on the metro bus for school children and a free feeding programme for primary school students in the educational sector; these policies saw an increase in the assessment of health care and increased basic school

attendance. These were particularly important in poverty reduction as citizens who hitherto could not afford these services were given some respite, and the financial burden that served as an obstacle to these services was taken away (GSS 2008).

In the year 2002, Ghana integrated its development strategies into a programme that aimed at reducing poverty. This programme, Ghana Poverty Reduction Strategy, with a set target duration of 2003 to 2005, was revised into the Growth and Poverty Reduction Strategy from 2006 to 2009. This revision was informed by the evaluation of the set goals and new trends that might have emerged from the poverty reduction and economic development goals. Other governmental interventions made to reduce poverty were a programme to engage unemployed youth, skilled and unskilled, christened National Youth Employment Programme (NYEP), a national transportation programme to ease the challenges of movement within the country with a metro mass transit system and a social support system for the poor and marginalised known as Livelihood Empowerment Against Poverty (LEAP). These programmes were supported by international development partners and some private agencies. The programmes were started on a pilot and through the years was scaled up and some such as the free maternal health care services phasing out (GSS 2008).

An important factor contributing significantly to poverty reduction in Ghana is remittances from Ghanaians living abroad. Remittances have the possibility of increasing the livelihood of households in Ghana. According to Adams & Cuecuecha (2013), households who get remittances when compared to those that do not receive remittances were found to spend less on food but more on investment expenditure such as education, housing, and health. This phenomenon improves on the general livelihoods of persons in these households, and thus takes them out of poverty. Migration, in this view, could be said to be a means of reducing poverty in Ghana and improve on the economy. Poverty as of the year 2000 was higher in the northern part of Ghana (Figure 3), where most internal migrants originate. The incidence of poverty was in the year 2000 recorded to be between 50% – 70% (Figure 3), which is above the national average of 24.2%, in the three regions of Northern Ghana.

Furthermore, the incidence of deprivation of the years of schooling (80.6 – 87.1%) and child school attendance (28 – 30.7%) is higher in Northern Ghana relative to the 21.8 – 28.3% and 2.7 – 5.5% recorded in some regions at the middle and southern zone that is, Greater Accra, Western, Eastern and Ashanti Regions (Kumi-Boateng et al. 2015). The authors further argued that the incidence of maternal and child mortality is higher at the north relative to other parts of the country. According to Kumi-Boateng et al. (2015), though no household in Ghana

experiences absolute (100%) deprivation, based on their estimated Multi-dimensional Poverty Index (MPI), the incidence of derivation is high at the northern part of Ghana. For instance, whereas the Greater Accra region (South) recorded an MPI of 0.072, the three northern regions of Ghana recorded between 0.222 to 0.371, far above the national average of 0.179. Efforts aimed at reducing poverty, inequality, illiteracy, and other development indicators by government and international organisations have focused more on the north.

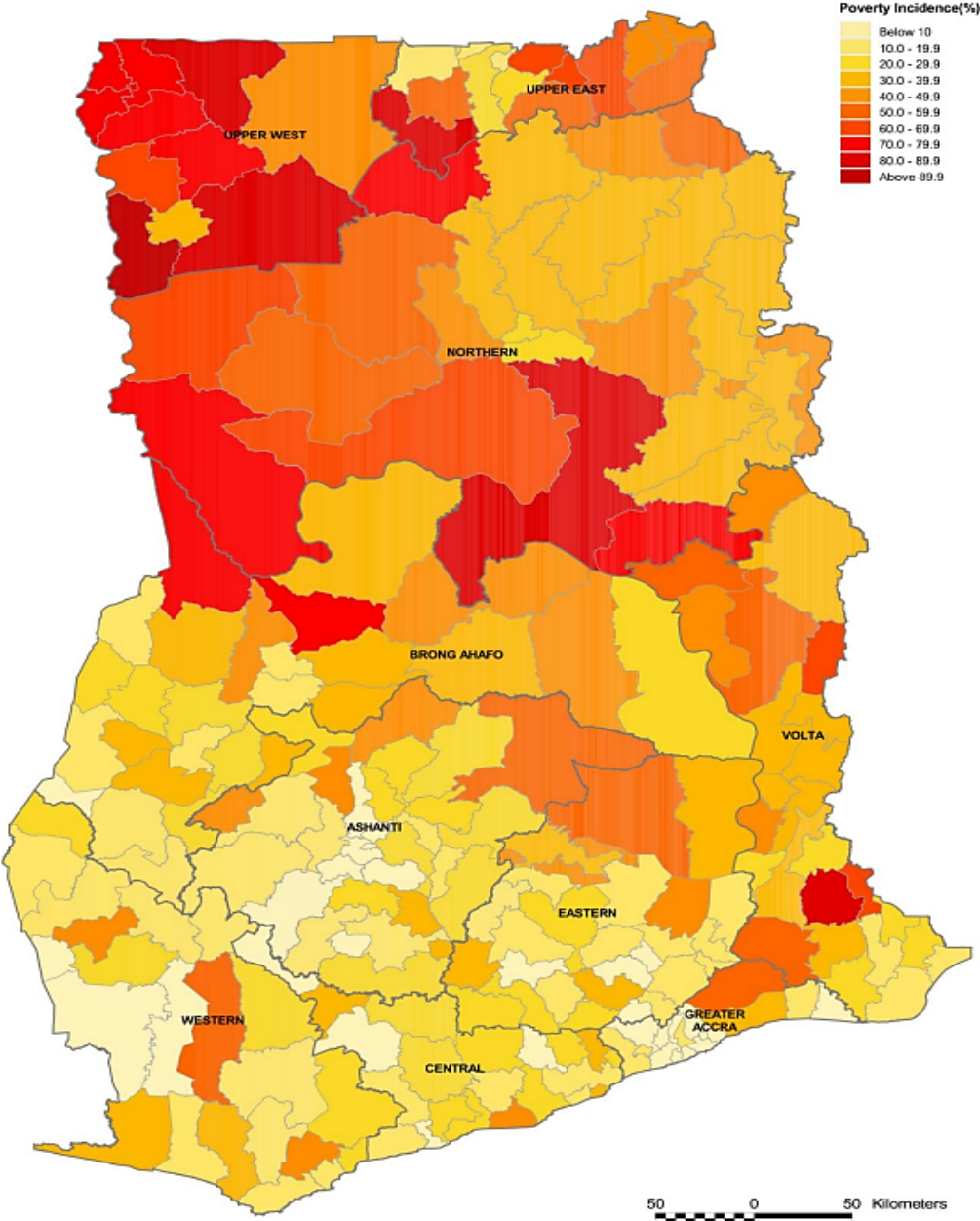


Figure 3: Poverty Map of Ghana
 Source: Ghana Statistical Service (2015)

4.2 Migration

4.2.1 Definition of migration

Migration could simply be defined as the relocation of individual or individuals, from one geographic area for either a brief or lasting period. Migration could either be informed by the individual's free will or be compelled to relocate. The duration and cause of migration could define the type of migration that may have occurred; in another form, migration could be classified base on the geographical areas involved. Migration on the geographic areas could be classified into internal; internal migration, which occurs within country and external migration, which is moving from one country to another (Asare 2012; Tanle & Nyarko 2015). Return migration is classified as returning to an individual's region or country of origin from where they migrated (Battistella 2018). Several factors determine both the decision and form (brief, lasting, internal, or external) of migration to embark. Political situation, social-economic conditions and environmental factors could be influencing factors to migration (Battistella 2018)

4.3 Internal migration

Migration in Ghana, according to studies conducted, are mostly migration from the rural communities to urban centres (Twum-Baah 2005). This migration is mostly informed by socio-economic reasons due to the difference in the economies of the rural and urban areas (Tanle & Nyarko 2015). Much of the migration research in Ghana has focused on the role of migrants (both internal and international) in the development of Ghana's cocoa industry (Abdul-Korah 2007). Other themes in the research include the evolution of migrant communities, specifically the Zongo (Pellow 2002), migrants in the development of the mining industry in Ghana. Such focus on migration is due to its demographic, economic, and socio-cultural implications not only for the origin areas as well as destination areas but also the actors (migrants) involved. Many of these studies about internal migration show that migration in Ghana up to the 1970s was mainly within the country, with in-migration affecting the social organisation, agriculture, and population dynamics.

4.3.1 History of internal migration

Pre-independence

Migration that happened pre-independence mostly involved individuals from different ethnic groups moving into others in the search for new land safe for settlement and fertile for farming (Boahen 1975). Farmers migrated in search of empty land for the cultivation of both food crops and cash crops (Addae–Mensah 1983). The introduction of cocoa farming in Ghana was one of the leading causes of migration, where farmers and children moved to work in farming communities. This situation resulted from the relative peace that prevailed in the region following the end of inter-tribal wars and the establishment of better lines of communication. The activities of commercial migrants continued from the pre-colonial era to the early 1970s when it dwindled as a result of the Aliens Compliance Order, as well as the enactment of Ghana Business Promotion Act number 334 of August 1, 1970, which was also used as a weapon to chase commercial migrants away from the country (Awusabo-Asare et al. 1999).

Post-independence

After independence in 1957, Ghana continued to attract migrants due to its relative affluence. Also, the foreign policy of the government geared towards the promotion of pan Africanism, hence Ghana became a haven for several African freedom fighters and Pan Africanists. Thus, in the 1960 census, non-Ghanaians accounted for 12 percent of the enumerated population. Migrants from other African countries constituted 98 percent of the foreign population (Awusabo-Asare et al. 1999).

Nowadays, internal migration has been as a result of the lack of social amenities such as electricity, better road networks, potable water, health centres, recreation facilities and good education system. People however, migrate to the southern cities where these social amenities are much better (Aduhene & Osei-Assibey 2019).

4.3.2 Profile of internal migrant

The involvement of women in migration from historical accounts was limited to accompanying their husbands to short distances (Asare 2012). This is still observed in some migrants from northern Ghana down south who are involved in farming activities mostly as farmworkers. These men come along with their wives who take care of the domestic duties as their husbands go out to work. Asare (2012) further observed that this trend has changed as in modern migration trends. Women now migrate for economic and educational reasons just as men do

and form almost half of many migrants who relocate for work. Women nurses and midwives, for example, make most health workers who leave Ghana to work in Europe and America in these changing trends in the global labour market. Another group of the Ghanaian population who are active in migration is the youth. According to Aduhene & Osei-Assibey (2019), majority of the migrants to the southern part of Ghana were the non-educated in quest to seek for greener pastures (Table 1). The youthful working class with a lot of energy and zeal to secure their future, migrate on the inspiration of better socio-economic conditions and quality of education in these western countries to which they relocate to. Internal migration from the north to the southern cities occurs between the ages of 7 -55 and above years, with a majority being males (Table 1).

Table 1: Survey of Internal Migration, 2012/2013 GLSS

Demographic variables	No. of households	% of total sample
GENDER		
Male	11,379	52.33%
Female	10,365	46.67%
AGE GROUP		
7- 14 years	1,779	8.38%
15- 30 years	5,979	28.16%
31- 54 years	9,309	43.85%
>55 years	4,162	19.61%
EDUCATION		
Educated	7,103	32.68%
Non-educated	14,635	67.32%
RESIDENCE		
Urban	6,873	31.61%
Rural	14,871	68.39%

Source: Aduhene & Osei-Assibey (2019)

4.4 Main reasons for post-independence internal and external migration

4.4.1 Political reasons

The political history of Ghana credits the relocation of some political personalities to other countries either within the African continent or to the western world. These relocations were deemed necessary for their safety from their political opponents who, at the point of migration, were in power. Migration due to political reasons in Ghana almost turned permanent due to the long periods of political instability prior to the coming in of the current fourth republic. Currently, internal migration based to political reasons is low (see Table 2) due to the Political stability in the country (Aduhene & Osei-Assibey 2019) Another factor that has forced migrations in Ghana is conflict. According to Black et al. (2006), conflict influenced the relocation of about 100,000 Ghanaians between the years 1994 to 1995. These conflicts were mostly influenced by ethnic grouping misunderstandings and claim for supremacy.

4.4.2 Social–economic reasons

The post-independence economic growth induced a high rate of internal migration to urban areas within Ghana. This was because there were very high chances of getting good jobs, especially in the flourishing industries and urban areas in general. Migrants also came into Ghana from within the West African region as well (Manuh et al 2013). Adepoju (2010), cites 1960 as a classic year where west Africans migrated into Ghana. This he attributes to the economic growth after independence. There was an influx of Nigerian migrants who came in as traders, some to farm within cocoa whiles others worked as farm labourers, some others as factory workers, and also unskilled migrants, raising the Nigerian migrant population in Ghana. Twum-Baah (2005) and Anarfi & Jagare (2005) attributed the internal migration from the northern part of Ghana to the south to spatial inequalities of economic growth and development. Most youthful aged Ghanaians of the north, troop down south with the aim to better their livelihoods. These young Ghanaians are found doing mostly unskilled labour-intensive jobs. This trend confirms the assertion of Mensah-Bonsu and Burger (2003) that the internal migration from the north to the south of Ghana was mainly for employment and dominated by young Ghanaians from the northern part of the country.

The influence of the economic conditions of Ghanaians has taken another additional trend in the migration dynamics. Unemployment, one challenge facing the Ghanaian economy and the affinity to get greener pastures to better the lives of individuals and or their relations, is now influencing migration in all forms among Ghanaians. The youthful age bracket still dominates

in most of this migration; however, the trend is no more a relocation from the north to southern Ghana, but also external migration to western countries in Europe and America has become pronounced (Mensah-Bonsu & Burger 2003). Aduhene & Osei-Assibey (2019) also discussed in a survey results that, majority of female representing 76.59% and males representing 60.03% migrate internally due to family matters and economic reasons (Table 2).

4.4.3 Environmental reasons

Geographically, environmental conditions of drought and the harsh conditions of harmattan experienced in the northern part of Ghana may have influenced the migration of individuals down south, however, the influence of environmental reasons on the decision of migration both internally and externally has mostly been second to socio-economic reasons. This is mostly the case as these environmental conditions of the northern part of Ghana influence its agrarian economic activities in the harmattan season. There is little to no activities in most rural communities of Northern Ghana due to drought during harmattan, that is, little or no farming activities due to harmattan drought, inadequate food reserves resulting from poor post-harvest activities for produce from the rainy season, etc. Some people of northern Ghana have already suffered from drought losses, and this has also contributed to diseases such as guinea worm, and these conditions may lead to migration (Tanle & Nyarko 2015).

Table 2: Reasons for internal migration based on gender.

Reasons for migration (Female)		Reasons for migration (Male)	
Economic	14.72%	Economic	28.98%
Family matters	76.59%	Family matters	60.03%
Political or Religious	0.20%	Political or Religious	0.53%
Education	4.74%	Education	5.07%
Other reasons	3.75%	Other reasons	5.39%
Total	100%	Total	100%

Source: Aduhene & Osei-Assibey (2019).

4.5 International migration

4.5.1 History of international migration

Migration from Ghana in the early post-colonial era was not as motivating as it seems in these times. The economy of Ghana was worthy; thus, the livelihood of the Ghanaian was good enough to discourage migration. Migration within these earlier years was mostly to educate one's self in the UK and return to support the development of the country, or for the few professionals who had some work-related linkage with the UK (Anarfi & Jagare 2005). Migration of professional in the early post-colonial era included some other African countries such as Gambia, Botswana, and Sierra Leone. Their relocation to these African countries was work-related, just as those who migrated to the UK. Another group of Ghanaians who are noted to have relocated into neighbouring Ivory Coast and Benin were Ghanaian Fishermen. Their migration was informed by the fishing prospects in these countries compared to Ghana (Quartey & Blankson 2004).

4.5.2 Emigration after an unprecedented economic crisis (1960-1970)

In the 1960s, when Ghana suffered an economic crisis, the migration story changed. This obviously was to find a better livelihood to make up for the lost comfort that had been lost due to the country's economic challenges. This migration involved both Ghanaians and other foreign nationals who were living in Ghana. This reduction of Foreign nationals was made worse with the enforcement of the Aliens Compliance Order of 1970. This act saw the deportation of foreign nationals who were living in Ghana without any residence permit. A good number of these foreign nationals instead moved into neighbouring Côte d'Ivoire, which was the most preferred alternate destination within the West African sub-region. The economic crisis also saw a lot of Ghanaian professionals leave Ghana for greener pastures in other economies they believed would better meet their desired economic needs. Teachers, lawyers, and administrators were in the majority of professionals who migrated outside of Ghana (Anarfi & Jagare 2005).

4.5.3 Large scale-migration

Political and economic instabilities are factors that contribute to migration. These factors are observed by Quartey and Blankson. (2004) to have coursed lots of Ghanaians migrating out of Ghana in the late 1970s up until the earlier years of 1980. This period saw the largest migration from Ghana since independence. There was a liberal migration policy in Ghana in the era of

Kwame Nkrumah's Convention Peoples Party (CPP). This was purposely to promote the Pan African agenda that was being pursued by Kwame Nkrumah (Owusu-Ankomah 2006). The liberal migration era was cut short with the Alien's compliance Order in 1969. This order, as discussed earlier, saw lots of Ghanaians and other nationals moving out of Ghana. It was in these same years, between 1970 and 1980, that Ghana's economy went through its post-colonial crisis; thus, the dual migration motivation increased the numbers and rate at which residents moved out of the country Quartey and Blankson. (2004). The post-colonial economic crisis was fuelled by economic policies that were separately implemented by the National Redemption Council and the Supreme Military Council between 1972 and 1978, as well as the unstable nature of governance (Addo 1981). Unemployment figures in Ghana increase within these years of crisis, and inflation was high, and these were the exact reasons why migration was lucrative in Ghana at the time (Owusu-Ankomah 2006). Having seen the benefits from earlier migrants and other migrants who came into Ghana in the early years of good economic conditions, migration became a 'tried and tested strategy' way out of the hopeless economic situation of the country; thus, the large numbers of Ghanaians migrated into comparatively better economies (Manuh et al 2013).

In the 1980s, there was a high demand for skilled workers in many countries outside Ghana; this came in at a time when the affinity for migration had increased. Large-scale emigration of skilled labour to meet the demands of other countries and also unskilled labour to seek greener pastures in better economies occurred. This made migration seem as though it was the only way to a good economic redemption in the then bad economic situation of Ghana. Nigeria and Cote d'Ivoire were the preferred destinations for most of these skilled and unskilled labour force that migrated. The population of Ghanaian migrants in Cote d'Ivoire as of 1986 was estimated at about 800,000. The Economic Community of West African States (ECOWAS) was formed, and its formation allowed free movement within West African member countries, and this further increase the rate and numbers of migration from Ghana (Anarfi & Jagare 2005).

4.5.4 Diasporisation

The contemporary migration of Ghanaians has been more to the diaspora. This began in the mid-1980s. According to Van Hear (1998), migrants from Ghana were among the ten countries that formed the 'new diaspora' in recent times. Ghanaian migrants since the 1990s have migrated to cities such as London, Amsterdam, Hamburg, and New York (Anarfi et al. 2003). The top ten countries whose citizens were migrants in the United Kingdom in 1996 included

Ghana. Ghanaian migrants who entered the United Kingdom between 1990 and 2001 were about 21,485. North America has also had an increase in Ghanaian migrants, as it seems to be catching their attention.

4.5.5 Recent profile of immigrants in Ghana

As the political situation in Ghana began to improve after the reconstruction of its constitution, this helped in improving the economic situation in the country. The country then became attracted to other countries in Africa, especially its neighbours and the ECOWAS countries at large (MGSOG 2017).

The rebirth of constitutional rule in 1992 paved the way for economic and political stability, which attracted migrants from and outside the ECOWAS region (SIHMA 2014). The majority of immigrants in Ghana are from neighbouring ECOWAS countries (MGSOG 2017), with about 53% of them coming from only Togo, Burkina Faso, and Nigeria (Figure 4).

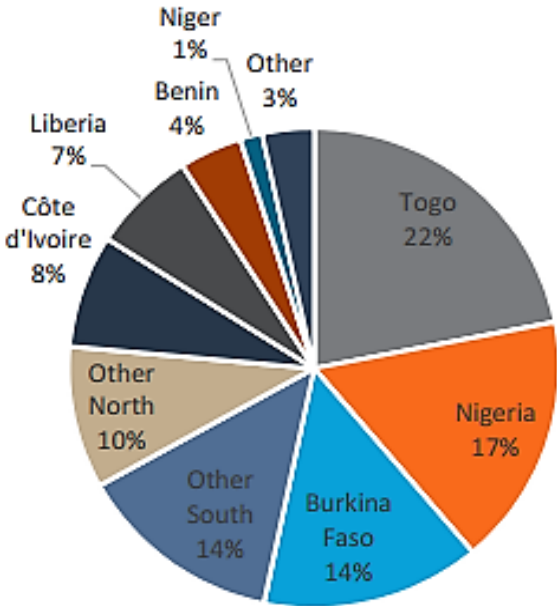


Figure 4: Origin of migrants in Ghana

Source: UN DESA (2015a)

Contrary to the records by the Ghana Statistical Service, recorded a 19% (i.e., 740,191 – 600,049) drop in immigrants in Ghana between 2000 and 2010, data from IOM & ICMPD (2015) and UN DESA (2015a) shows a significant rise in the number of the foreign-born or immigrant population (191,601 to 337,701). Consequently, the number of immigrants in Ghana continues to increase as the percentage of immigrants to the population of Ghana increased from 1.46 to an estimated 1.50 by the end of 2019 (Figure 5).

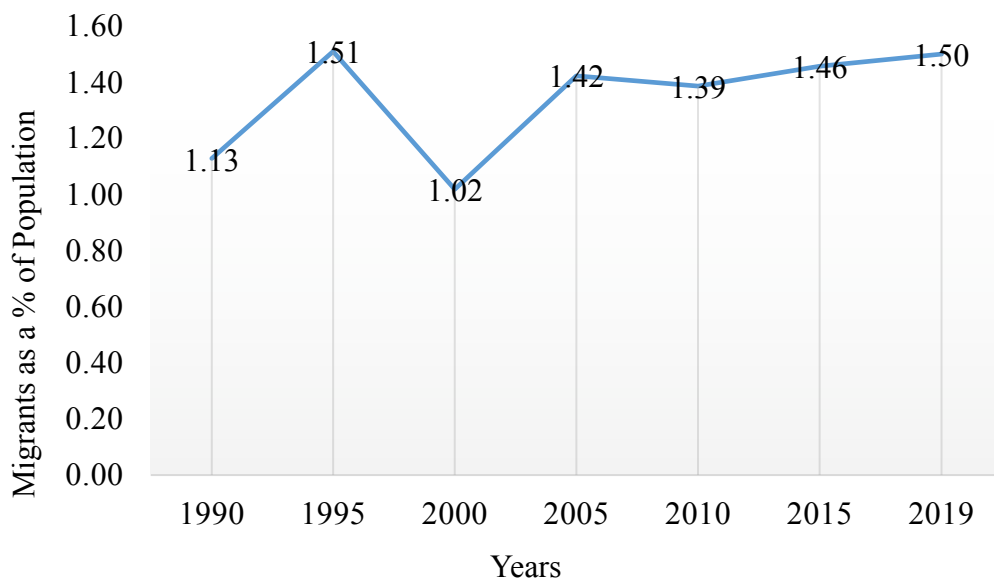


Figure 5: International migrants as % of Ghana's population (1990 – 2019)

Source: UN DESA (2019a)

Though in absolute terms, the number of female immigrants in Ghana increased (155,459 – 182,027) between 2010 and 2015, the population of female immigrants is said to have slightly reduced from 46.1% to 45.5% between 2010 and 2015 (UN DESA 2015a). Figures of Ghana's 2010 census indicates that 285,655 foreign nationals were employed in various sectors of the Ghanaian economy, out of 83.2% worked in the formal sector (GSS 2012; MGSOG 2017). This is indicated in Figure 6, as most of the immigrants (both male and female) fall within the working-age of 20 to 59 years. The majority (58.2%) of the employed foreign nationals were male working in the agricultural, forestry, and fisheries; wholesale and retail; repairing motor vehicles; and informal, self-employed (IOM & ICMPD 2015). Most of these immigrants are concentrated in the two business cities (Kumasi and Accra), with 20.2% out of the 600,049 non-Ghanaians counted by the 2010 census living in Accra (MGSOG 2017). Students also form a significant percentage of the immigrant population, with 8.5% of immigrants granted a permit in 2007 (Quartey 2009).

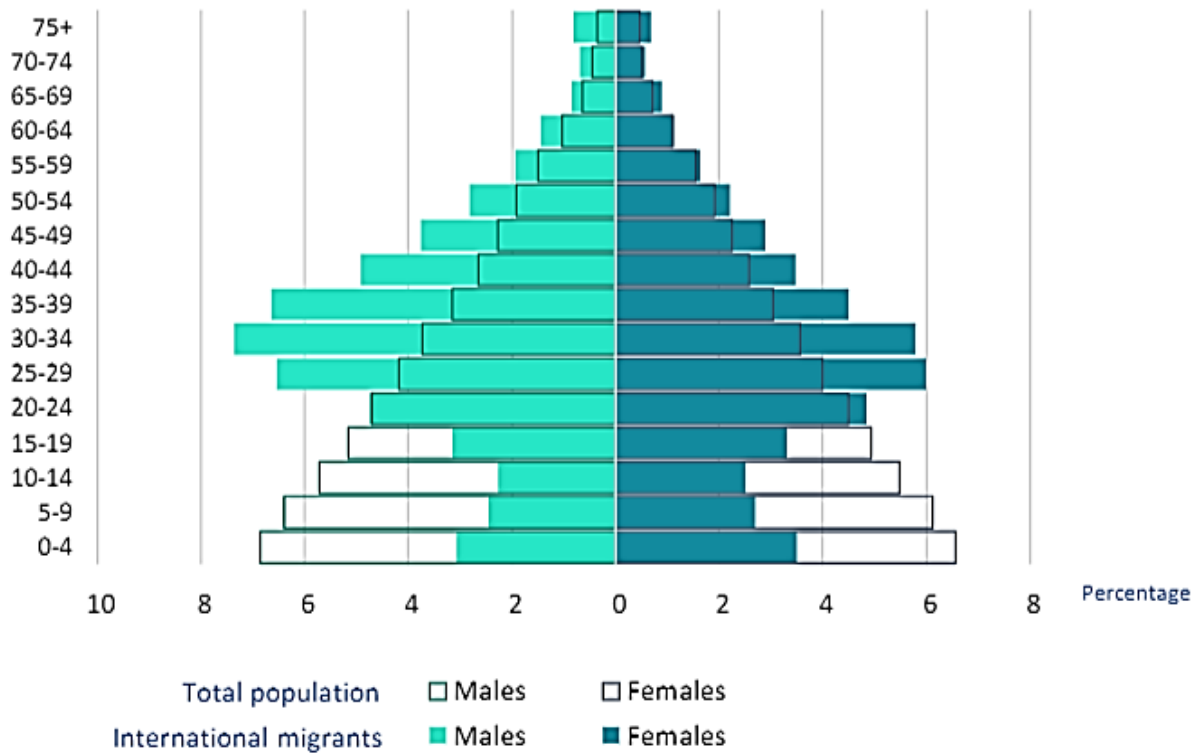


Figure 6: Age and sex distribution of immigrants and of the population in Ghana

Source: UN DESA (2019b)

4.5.6 Recent profile of Ghanaian emigrants

Numerically, 801,710 Ghanaian emigrants, representing 3% of the Ghanaian population, lived abroad as of 2015. Ghanaian emigrants are known to work in retail and sales, construction, and agriculture, as mechanics, electricians, carpenters, and most significantly in the medical field (IOM & ICMPD 2015). The US and UK alone house about 30% of Ghanaian emigrants, but the popular destination is Nigeria, which hosts 27% (Figure 7). In Europe, Italy and Germany is the preferred destination of most Ghanaian emigrants, whereas Ivory Coast and Nigeria are preferred within the ECOWAS region. Although the ECOWAS region in the 1990s was the preferred destination of Ghanaian emigrants (that is about 71%), the current trend shows a shift towards European countries (SIHMA 2014).

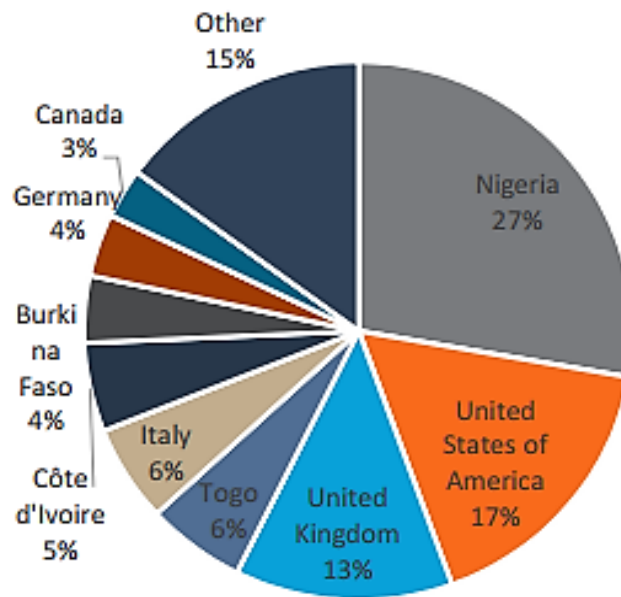


Figure 7: Destination of migrants from Ghana

Source: UN DESA (2015a)

Demographic characteristics of Ghanaian emigrants

Available data indicates that Ghanaian emigrants are male dominant, 64% (SIHMA 2014). Though the gap conforms with the gender inequality existing in global migration, a 46% female representation is an improvement in the involvement of women and girls in migration. Literature, however, associates the increasing trend to the increased demand for women and their services in the care economy (SIHMA 2014; MGSOG 2017). Available data shows that, in absolute terms, the number of Ghanaian female migrants increased from 260,347 to 337,993 between 2005 and 2015, though their overall share fell from 46.5% to 42.2% over the period under study UN DESA (2015a). Nonetheless, the rate of male employed Ghanaian emigrants is only 6% more than their female counterparts (MGSOG 2017). According to Ratha (2016), the share of tertiary-educated Ghanaian emigrants in OECD countries in 2011 stood at 35.2%, out of which 31.7% were females. Although most of the Ghanaian emigrants have medium to a low level of labour skills, the rate of skilled Ghanaian emigrants is very high, 46% (IOM & ICMPD 2015). This creates a gap in the supply of skilled labour, especially for doctors, nurses, pharmacists, and those in higher education institutions (MGSOG 2017). A significant rate of the highly skilled was trained abroad (Quartey 2009). Data in 2010 shows that 76% of Ghanaians who travelled abroad for higher education were employed at their new destinations. Other than the employed rate of Ghanaian emigrants, 14% were studying, and 6% were unemployed (SIHMA 2014). It is right to infer based on the data above that a large number of Ghanaians

living abroad are labour emigrants. Consequently, one can also state that Ghana suffers significantly from a high amount of brain drain – the highly skilled labour leaving rather than staying in the country.

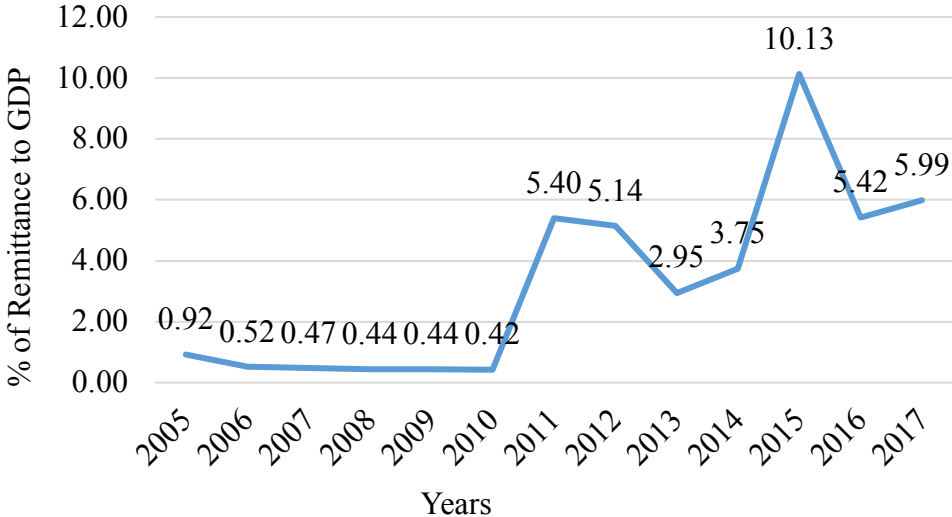


Figure 8: The percentage of remittance to GDP in Ghana

Source: World Bank (2017)

Remittances from emigrants form a key part of the Ghanaian economy. Data from the Bank of Ghana shows that remittance has grown tremendously from US\$ 479 million in 1999 to US\$ 2.14 billion in 2010 and US\$ 3.8 billion in 2018 (Ghana Web 2019) in nominal terms. These figures, the central bank acknowledges, could be underestimated (GSS 2012). In relative terms, *Figure 8* shows that the ratio of remittances to GDP have grown from 0.92% of GDP in 2005 to 10.13% in 2015 and about 6% in 2017 (World Bank 2017).

4.5.7 Main reasons for international migration

Ghana, in its significant development deficit, keeps losing skilled and unskilled labour force to mass migration. Health professionals and teachers who are trained in Ghana are notable among the skilled force that leaves the country. Education is known to be very important in the development of the labour force of a country in its developmental growth, and so is the health of any country synonymous with its wealth (Anarfi & Jagare 2005). These skilled workers mostly leave the country for cited reasons such as poor remuneration for government workers compared to those earned in the host countries of migrants; bad conditions of work within Ghana for skilled workers and a private sector which is not lucrative enough to attract skilled workers. Equipment and infrastructural development to make working efficient has also been

inadequate or not available within the Ghana public workspace to make working efficient. Workers are again challenged with the opportunity to continually develop their professional knowledge and skills while working. These challenges become a demand which is not responded to within the Ghanaian working environment, thus influence mass migration into host countries where these demands are met. The same also inspired the relocation of unskilled labour and student with the quest for better education (Anarfi & Jagare 2005). Ghana's economy and educational system have been identified as the reasons for the mass migration of Ghanaians. There is little opportunity for the ever-growing population with most of youth. This was reiterated by (Nuro 2000), who argued that employment, education, and skills training were the underlining reasons for the mass migration of many Ghanaians migrants to other West African states as well as to Europe and North America.

4.6 Return migration

The government of Ghana has since the 1990s implemented programmes aimed at encouraging the return of migrants to attract them into contributing to the development of Ghana. Key amongst these programmes were the institution of Emancipation Day Celebrations in 1990 by the Rawlings-led government, which sort to bring home African Americans and people of African descent to Ghana and other African countries. Another such return home programme was a Homecoming Summit, organized by the Ex-President Kuffour's administration to offer an opportunity to migrant Ghanaians to contribute their skills and explore potentials available in the development of Ghana (Asare 2012). Furthermore, Ghana, in 2019, commemorated the 400th anniversary of the arrival of the first African slaves in America (i.e., The Year of Return) to encourage African Americans and Africans in the diaspora to settle and invest in Ghana. Hundreds of African descendants in the diaspora who moved to settle in Ghana were issued Ghanaian passports and sworn-in by the President, Nana Akufo-Addo. The commemoration led to a sharp rise in the annual figures of African descendants, especially African Americans, who visit Ghana (Agyare-Yeboah 2019). The return of Ghanaian emigrants has been influenced by their families. This is because children of migrants may never have visited the countries of origin of their parents; thus, they might face enormous challenges in adapting to a totally new environment. The same might be the case for husbands/wives if they were married from the host country. However, support from extended families in Ghana has seen to overcome most of these challenges (Setrana & Tonah 2014).

4.6.1 Recent statistics

Data available on the return migration situation of Ghana indicate that the number of returnees is about 10% the number of persons who migrated from Ghana every year. A more significant number of these returnees settle in the cities, mostly in Accra and Kumasi (Setrana & Tonah 2014). Data on migrants' return is scarce for individual returnees; however, there is information regarding migrants who rarely assisted in their return. The United Nations agency for migration, together with the government of Ghana, for instance, joined forces to assist in the return of 148 Ghanaian migrants from Libya. The 148 Ghanaians included four women and two children. These Ghanaians were amongst the number of stranded Ghanaians in Libya who voluntarily chose to return to Ghana. Many of these returnees, about 70%, were held in detention for being undocumented residents, whereas the remaining number were residents in the cities of Libya who opted to return to Ghana. These returnees originated mostly from three regions of Ghana; Ashanti, Brong-Ahafo, and Greater Accra regions. Returnees from such assisted migration programmes to Ghana prefer the Western region as their second region of settlement when they return home (IOM 2018). This number of assisted returnees from the United Nations- Ghana government partnership increased to 1,400 since 2017. Return migrants who are assisted through this programme are also assisted in their reintegration back into Ghana. This is to provide them some livelihood support in Ghana to discourage them from going back to the countries where they were assisted to return home. The reintegration process involves counselling and psycho-social support. Some of these migrants suffer lots of abuses along the routes of travel (Figure 9) in their quest to reach Libya and other African countries used as transit countries through which to get to Europe. A total of 934 assisted Ghanaian returnees have received reintegration counselling, whilst 673 have received psycho-social support. The UN and government of Ghana have also held 124 awareness-raising sessions in communities and schools to discourage this dangerous means of migration (IOM 2020).

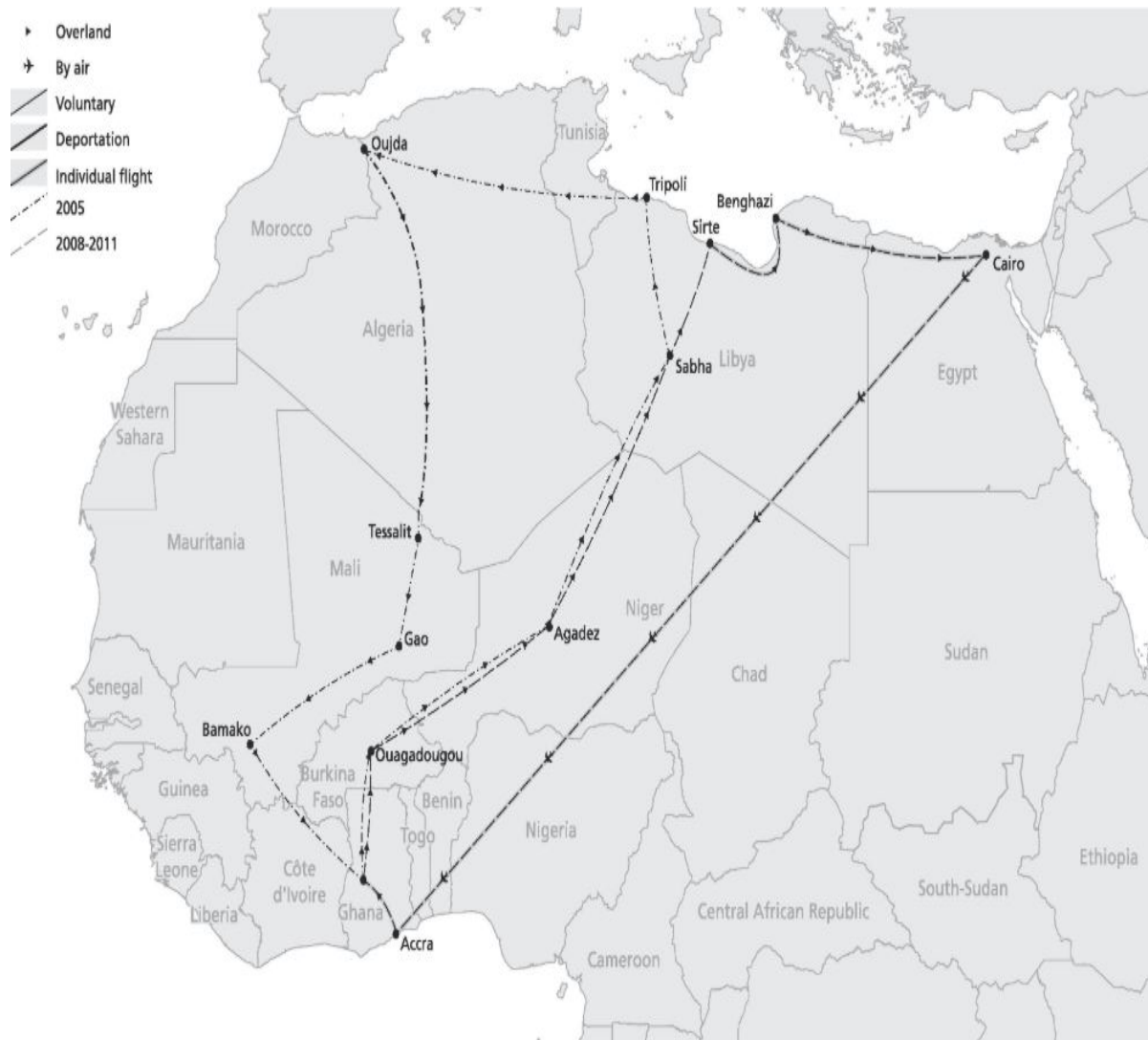


Figure 9: Transit routes to enter Europe

Source: Kleist (2018)

4.6.2 Main reasons for the return

Most migrants relocate with the hope that their movement will be for a period and will return to Ghana when they have achieved their set objectives for migrating (Wong 2014). In a study of return migrants to Kumasi, Setrana & Tonah (2014) observed that migrants’ decision to returned home was based on events in Ghana, events in the host country, and the age of migrants. These could range from been tired of the jobs they do in their host countries, unhappy with their social status in their host country, or tired of the weather conditions, especially in Europe and American continents where most of them migrate. Recent expansion in the banking sector, dynamic telecommunication industry, and improving the service sector also give a reason for the return of Ghanaian migrants who were rather residents of other countries (Setrana & Tonah 2014). Return migration is observed to have gained attention in Ghana in the early

1990s. This has generally been inspired by Ghana's democratic achievements, improving economic conditions, and the discovery of oil in commercial quantities (Awumbila et al. 2011). Wong (2014) observed that the educated class among migrants take into consideration the economic insecurities and discomfort of been residents in the diaspora as against their personal ambitions, stage in their life, and the situation back in Ghana prior to their return in deciding on returning to Ghana.

4.6.3 Profile of return migrants

The number of return migrants who had been assisted to voluntarily return to Ghana by the UN and government of Ghana since June 2017 are a total of 1,400. As of 2018, this figure was 706, with 661 men and 45 women. Another 61 Ghanaian migrants who got stranded in Niger on their way to Libya also added to this number in 2020 (IOM 2018; IOM 2020). Based on the numbers from the assisted programme, it could be argued that men form the greater number of Ghanaians who migrate en-route these riskier transit routes. However, on a general discussion of returnees, highly skilled women who have travelled through approved routes are among the independent returnees to Ghana. These are mostly within the health and education sector professional (Wong 2014). These professional women bring to fore their experiences to the development of Ghana when reintegrated.

4.6.4 Barriers and challenges

One of the challenges faced by returnees, especially skilled persons, is integrating into the system of work for their host country. Exposure to the work environment abroad, with all the infrastructure and remunerations, makes it challenging for emigrants to reintegrate within the Ghanaian work system (Asare 2012). Infrastructural challenges faced by returnees are also in the areas of water and power supply, sanitation, and proximity to quality health and educational facilities. Ghana has and continues to improve on the supply of water and power to its citizens; however, there are challenges such as periodic power outages and erratic supply of water to homes. Littering of plastics on the streets and poor sanitation management in a challenge in Ghana, especially in the cities where these returnees mostly settle. Health and school facilities are available; however, the preferred quality in a facility is not much within a city as compared to those of developed countries. These challenges make life difficult for returnees who were familiar with improved systems in developed countries (Setrana & Tonah 2014).

Returnees who desire setting up their businesses have also faced the bureaucratic process of registering their businesses or acquiring permits for projects such as the construction of

buildings. Having been exposed to developed systems, this becomes a challenge (Battistella 2018; Setrana & Tonah 2014).

5 Conclusion

The mass migration of Ghanaians started from the post-independence era, where the Ghanaian economy went into crisis. Socio-economic, political, and environmental conditions influenced mass migration. Most of the reviewed publications have supported the fact that socio-economic conditions have prominently influenced the mass migration of Ghanaians. The socio-economic influence has been for both internal and external migration from the early 1960s to date. Political conditions of Ghana saw to the migration of some political actors and migration policies such as the Alien compliance order also influenced many undocumented non-citizens to relocate out of Ghana; however, it has ceased since the adoption of democratic governance. Environmental factors have only had a satire influence on the internal migration from the northern part of Ghana to the south. These environmental factors, however, played second to the desire for economic improvement even in the decision to migrate from north to the south of Ghana internally. These migration factors have defined the reasons for the migration of Ghanaians, both internally and externally. It is clear from this review that most Ghanaians have migrated for the reason of improving their lives, either through better education or incomes.

The reasons given for migrating out of Ghana has always been for improvement in lives and not to completely abandon Ghana. This quest has inspired the remittances sent back home to support family members, thus, supporting the growth of the Ghanaian economy. When these migrants have had enough of their host countries, returning is hard a decision to make, mostly due to the challenge of reintegration in Ghana. The systems in the developed countries where they migrate to are better than those in Ghana; the working system, infrastructure, and social services become a challenge to their reintegration. However, the quest for regard for the social status of these migrants, their age, improved livelihood and better weather condition are motivating factors for their return.

Migration, as is a global phenomenon will continue; however, it is instructive for nations, especially Ghana, to continue its efforts at improving on the infrastructural development and improve on its working systems. These improvements will encourage more migrants to return home and contribute to the development agenda with the skills and knowledge gained from their host countries, making migration a knowledge gain venture and migrants an improved human resource for its economic development.

6 References

- Abdul-Korah G. 2007. Where Is Not Home?: Dagaaba Migrants in the Brong Ahafo Region, 1980 to the Present. *African Affairs* **106**:71-94.
- Adams RH, Cuecuecha A. 2013. The Impact of Remittances on Investment and Poverty in Ghana. *Journal of World Development* **50**: 24-40.
- Addae-Mensah J. 1983. Labour Force Migration in Ghana: The Case of Migrant Farmers in the Western Region (with special reference to farmers in Wassa-Amenfi district). [Unpublished thesis]. University of Ghana, Accra.
- Addo NO. 1981. Population, Migration and Employment: The Case of Ghana. [Unpublished thesis]. University of Ghana, Accra.
- Adepoju A. 2010. International Migration within to and from Africa in Globalised World. Sub-Saharan Publishers, Accra.
- Aduhene DT, Osei-Assibey E. 2019. Migration as a Livelihood Strategy: The Case of Internal Migration Ghana. *Journal of Social Economic Research* **6**: 54-58.
- Agyare-Yeboah K. 2019. We need to talk about Ghana's Year of Return and its politics of exclusion. Available from <https://africanarguments.org/2019/12/19/ghana-year-of-return-politics-of-exclusion/> (Accessed April 2020).
- Anarfi J, Kwankye SO, Ababio OM, Tiemoko R. 2003. Migration from and to Ghana: A background paper; Working Paper C4 Development Research Centre on Migration, Globalisation and Poverty. Accra, Ghana.
- Anarfi J, Jagare S. 2005. Towards the sustainable return of West African transnational migrants: what are the options? Paper for World Bank conference on New Frontiers of Social Policy. Arusha, Tanzania.
- Asare P. 2012. Labour Migration in Ghana. Ghana Technology University College Press, Accra.
- Awumbila M, Ardayfio-Schandorf E. 2008. Gendered Poverty, Migration and Livelihood Strategies of Female Porters in Accra, Ghana. *Norwegian Journal of Geography* **62** :171-179.
- Awumbila M, Manuh T, Quartey P, Bosiako TA, Tagoe CA. 2011. Migration and Mobility in Ghana: Trends issues and Energy Research Gaps. Woeli Publishing, Accra.
- Awusabo-Asare K, Anarfi JK, Nsowah-Nuamah NNN. 1999. Push and Pull Factors of International Migration: Country Report, Ghana. European Commission, Brussels.
- Baah-Boateng W, Nketiah-Amponsah E, Alagidede P. 2013. The Ghanaian economy: an overview. *Ghanaian Journal of Economics* **1**: 4-34.

- Battistella G. 2018. Return Migration: A Conceptual and Policy Framework. 50- 120 in International Migration Policy Report, Accra.
- Black R, Crush J, Pederby S, Ammassari S, Mclean Hilken L, Mouillesseaux S, Pooley C, Rajkota R. 2006. Migration and Development in Africa: An Overview. African Migration and Development **1**: 1-160.
- Boahen AA. 1975. Ghana: Evolution and Change in the Nineteenth and Twentieth Century. London: Longman.
- Boarini R, Johanson A, d'Ercole MM. 2006. Alternative Measures of Well-Being. Publications Service OECD 34.
- Croituru A. 2019. No Entrepreneurship without Opportunity: The Intersection of Return Migration Research and Entrepreneurship Literature. Social Change Review. Available from <https://doi.org/10.1515/scr-2019-0001> (Assessed January 2020).
- Ghana Statistical Service. 2012. The 2010 population & housing census summary report of final results. 45-103 in Ghana Statistical Service, Accra.
- Ghana Statistical Service. 2015. Ghana Poverty Mapping Report. 8 in Ghana Statistical service, Accra.
- Ghana Districts. 2019. Ghana Districts: A Repository of all Local Assemblies in Ghana. Available from <http://www.Ghanadistricts.Com/Home/Linkdata/7188> (Assessed January 2020).
- Ghana @ countrymeters.info.2019. Ghana Population. Available from <https://countrymeters.info/en/Ghana#facts> (Assesed February 2020).
- Ghana News Agency. 2018. President inaugurates boards of development authorities. GNA: Accra Ghana. Available from <https://www.ghananewsagency.org/economics/president-inaugurates-boards-of-development-authorities-133973> (Accessed April 2020).
- GhanaWeb. 2018. Remittances major contributor to GDP in Africa in 2018. Available from <https://www.ghanaweb.com/GhanaHomePage/business/Remittances-major-contributor-to-GDP-in-Africa-in-2018-737714> (Accessed April 2020).
- International Organization for Migration (IOM), International Centre for Migration Policy Development (ICMPD). 2018. Survey on migration policies in West Africa. Geneva.
- International Organization for Migration (IOM), International Centre for Migration Policy Development (ICMPD). 2015. International Organization for Migration. Geneva.
- International Organization for Migration (IOM), International Centre for Migration Policy Development (ICMPD). 2020. Survey on migration policies in West Africa. Geneva.
- Institute of Statistical, Social and Economic Research (ISSER) .2008. The State of the Ghanaian Economy in 2007. University of Ghana, Accra.

- Kleist N. 2018. Trajectories of involuntary return migration to Ghana: Forced relocation processes and post-return life. Available from <https://doi.org/10.1016/j.geoforum.2017.12.005> (Assessed February 2010).
- Kumi-Boateng B, Mireku-Gyimah D, Stemn E. 2015. Where are the Poor? A GIS-Multidimensional Non-Monetary Poverty Index Approach for Ghana, *Ghana Mining Journal* **15**: 11-20.
- Maastricht Graduate School of Governance (MGSoG). 2017. Ghana migration profile: Study on migration routes in West and Central Africa. Available from <file:///C:/Users/mp/AppData/Local/Temp/1518185722.pdf> (Accessed April 2020).
- Manuh T, Quartey P, Awumbila M, Tagoe CA, Bosiakoh TA. 2013. Migration Country Paper (Ghana): Ghana. Available from <http://www.Ghanadistricts.Com/Home/Linkdata/8239> (Assessed November 2019).
- Mensah-Bonsu A, Burger K. 2003. A Bargaining model of Migration. University of Ghana, Accra.
- Ministry of Finance. 2020. Statement to Parliament on economic impact of the COVID-19 Pandemic on the economy of Ghana. Available from <http://www.mofep.gov.gh/> (Assessed April 2020).
- Nuro AE. 2000. Brain Drain from Ghana: Case of University Lecturers. [Unpublished thesis]. University of Cape Coast, Cape Coast.
- Nuhu R, Mohammed M, Tobita S, Nakamura S, Owusu-Adjei E. 2012. Indigenous Fertilizing Materials to Enhance Soil Productivity in Ghana. Soil Fertility Improvement and Integrated Nutrient Management - A Global Perspective. Available from <https://doi.org/10.5772/27601> (Assessed January 2020).
- Olesen H. 2002. Migration, Return and Development: An Institutional Perspective, *International Migration* **40**: 125-50.
- Owusu-Ankomah P. 2006. Emigration from Ghana: A Motor or Brake for Development, Keynote Address; 39th Session of the UN Commission on Population and Development. New York, USA.
- Population Reference Bureau (PRB). 2008. World Population Data Sheet. Available from www.prb.org/pdf08/08WPDS_Eng.pdf (Assessed November 2019).
- Population Reference Bureau (PRB). 2007. World Population Data Sheet. Available from www.prb.org/pdf07/07WPDS_Eng.pdf (Assessed November 2019).
- Pellow D. 2001. Cultural Differences and Urban Spatial Forms: Elements of Boundedness in an Accra Community. *American Anthropologist* **103**: 59-75.

- Quartey P, Blankson T .2004. Do Migrant Remittances Minimize the Impact of Macro-volatility on the Poor in Ghana?, Global Development Network (GDN): **32**: 10-21.
- Quartey P. 2009. Migration in Ghana: a country profile 2009. Geneva: Internat. Organization for Migration. Available from http://publications.iom.int/bookstore/free/Ghana_Profile_2009.pdf (Accessed April 2020).
- Ratha D. 2016. Migration and Remittances Fact book 2016: Third Edition. The World Bank. Available from <https://doi.org/10.1596/978-1-4648-0319-2>. (Assessed April 2020).
- Republic of Ghana. 2006. The Budget Statement and Economic Policy of the Government of Ghana for the 2007 Financial Year. 18 in Presented to Parliament on Thursday, 16th November, 2006. Ministry of Finance and Economic Planning, Accra.
- Satterthwaite D. 2004. The Under-estimation of Urban Poverty in Low and Middle Income Nations. IIED, London.
- Setrana M B, Tonah S. (2014). Return Migrants and the Challenge of Reintegration: the Case of Returnees To Kumasi, Ghana. *A Journal of African Migration* **7**: 113-142.
- Scalabrini Institute for Human Mobility in Africa (SIHMA). 2014. Migration Profile: Ghana. Available from http://sihma.org.za/wpcontent/uploads/2016/06/Migration-Profile_Ghana.pdf (Accessed April 2020).
- Tanle A, Nyarko B K. 2015. African Roads to Prosperity, November. Available from <https://Doi.Org/10.1163/9789004306059>. (Assessed January 2020).
- The UN Refugee Agency. 2016. Asylum and Migration. Available from <https://www.unhcr.org/asylum-and-migration.html> (Assessed March 2020).
- Twum-Baah KA. 2005. Volume and characteristics of international Ghanaian migration. Sub-Saharan Africa Press, Accra.
- United Nations, Department of Economic and Social Affairs, Population Division (UN DESA). 2019a. International Migrant Stock 2019. United Nations database, New York.
- United Nations, Department of Economic and Social Affairs, Population Division (UN DESA). 2019b. World Population Prospects 2019. Available from <https://population.un.org/wpp/>. (Accessed April 2020).
- United Nations, Department of Economics and Social Affairs, & Population Division (UNDESA). 2015a. International Migrant Stock 2015. Available from <http://www.un.org/en/development/desa/population/migration/data/estimates2/estimates1.shtml> (Accessed April 2020).
- Van Hear N. 1998. New Diasporas: The Mass Exodus, Dispersal and Regrouping of Migrant Communities. University College London Press, London.

- WBG. 2019. The World Bank Group aims to help Ghana sustain economic growth, Surpass the goal of halving poverty by 2015, And maintain it's middle income status. The World Bank Group. Available from <https://www.Worldbank.Org/En/Country/Ghana/Overview#1> (Assessed February 2020).
- World Bank. 2017. Economic research: Remittance inflows to GDP for Ghana (DDOI11GHA156NWDB): Federal Reserve Bank of ST. Louis database. Available from <https://fred.stlouisfed.org/series/DDOI11GHA156NWDB> (Accessed April 2020).
- World Bank. 2019. International migrant stock – Ghana. Available from <https://data.worldbank.org/indicator/SM.POP.TOTL.ZS> (Accessed April 2020).
- Wong M. 2014. Navigating return: The gendered geographies of skilled return migration to Ghana. *Global Networks* **14**: 438–457.