

| Year | Exports Quantity (Million Tons) | Exports Value (Million USD) |
|-----------------------|---------------------------------|-----------------------------|
| 2000 | 3.39 | 615.82 |
| 2001 | 3.53 | 544.11 |
| 2002 | 3.25 | 608.12 |
| 2003 | 3.92 | 693.53 |
| 2004 | 4.06 | 859.18 |
| 2005 | 5.21 | 1279.27 |
| 2006 | 4.69 | 1194.63 |
| 2007 | 4.53 | 1338.13 |
| 2008 | 4.68 | 2663.44 |
| 2009 | 6.05 | 2464.30 |
| 2010 | 6.75 | 2911.64 |
| 2011 | 7.13 | 3519.29 |
| 2012 | 7.72 | 3449.56 |
| 2013 | 6.68 | 2893.49 |
| 2014 | 6.32 | 2789.50 |
| 2015 | 6.57 | 2679.50 |
| 2016 | 4.89 | 2128.40 |
| 2017 | 5.77 | 2539.40 |
| 2018 | 6.15 | 3151.50 |
| 2019 | 6.40 | 2843.23 |
| 2020 | 6.25 | 3122.20 |
| Minimum | 3.25 | 544.11 |
| Maximum | 7.72 | 3519.29 |
| Mean | 5.43 | 2108.96 |
| Mode | #N/A | #N/A |
| Median | 5.77 | 2539.40 |
| Standard deviation | 1.32 | 1042.15 |
| Variation coefficient | 0.24 | 0.49 |

Source: General Statistics Office of Vietnam

| Total Production (Million Tons) |
|---------------------------------|
|---------------------------------|

| |
|-------|
| 32.53 |
|-------|

| |
|-------|
| 32.11 |
|-------|

| |
|-------|
| 34.45 |
|-------|

| |
|-------|
| 34.57 |
|-------|

| |
|-------|
| 36.15 |
|-------|

| |
|-------|
| 35.83 |
|-------|

| |
|-------|
| 35.85 |
|-------|

| |
|-------|
| 35.94 |
|-------|

| |
|-------|
| 38.73 |
|-------|

| |
|-------|
| 38.95 |
|-------|

| |
|-------|
| 40.01 |
|-------|

| |
|-------|
| 42.40 |
|-------|

| |
|-------|
| 43.74 |
|-------|

| |
|-------|
| 44.04 |
|-------|

| |
|-------|
| 44.97 |
|-------|

| |
|-------|
| 45.09 |
|-------|

| |
|-------|
| 43.17 |
|-------|

| |
|-------|
| 42.74 |
|-------|

| |
|-------|
| 44.05 |
|-------|

| |
|-------|
| 43.50 |
|-------|

| |
|-------|
| 42.75 |
|-------|

| |
|-------|
| 32.11 |
|-------|

| |
|-------|
| 45.09 |
|-------|

| |
|-------|
| 39.60 |
|-------|

| |
|------|
| #N/A |
|------|

| |
|-------|
| 40.01 |
|-------|

| |
|------|
| 4.38 |
|------|

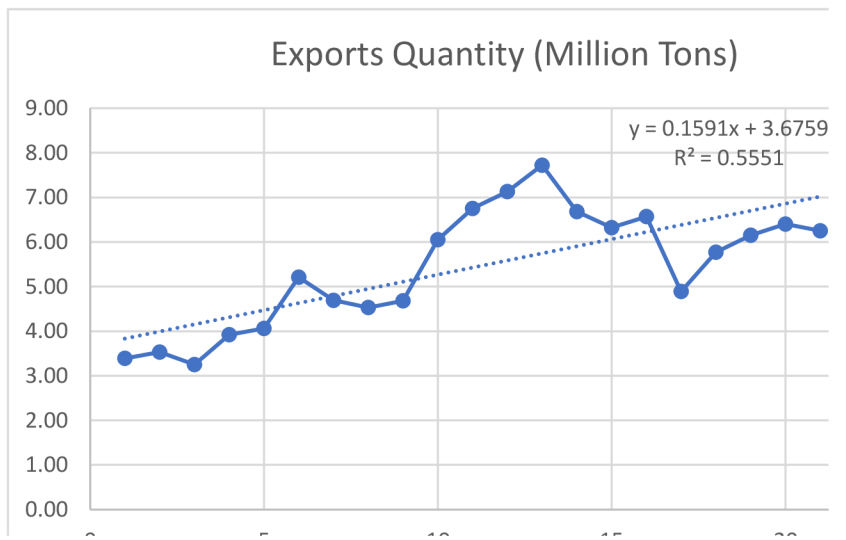
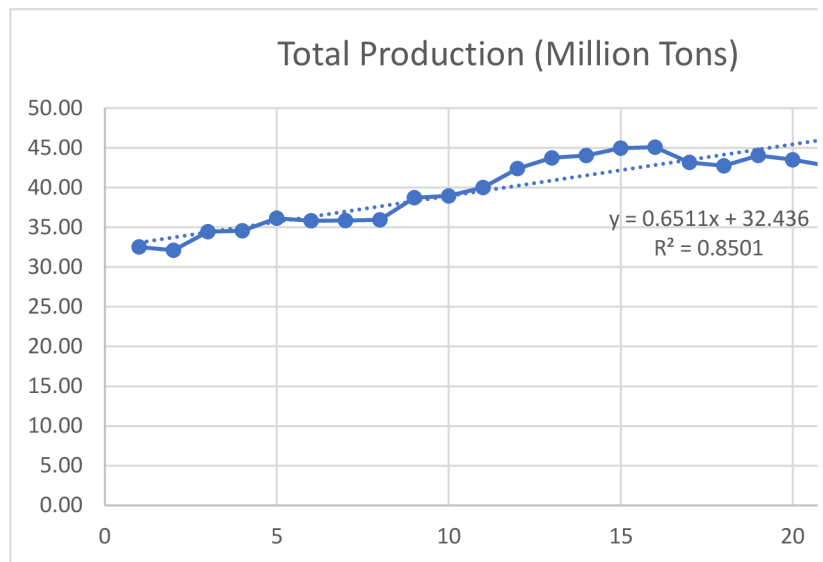
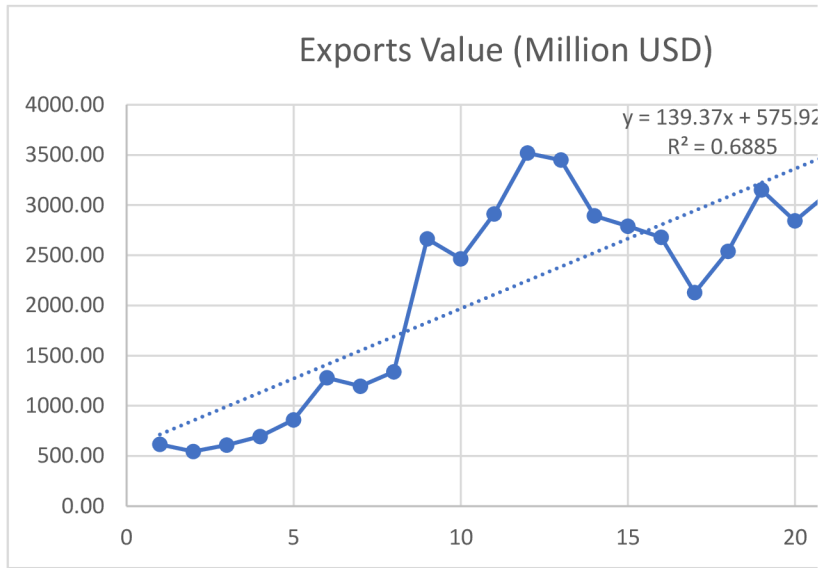
| |
|------|
| 0.11 |
|------|

| Year | Exports Quantity (Million Tons) | Exports Value (Million USD) |
|------|---------------------------------|-----------------------------|
| 2000 | 3.39 | 615.82 |
| 2001 | 3.53 | 544.11 |
| 2002 | 3.25 | 608.12 |
| 2003 | 3.92 | 693.53 |
| 2004 | 4.06 | 859.18 |
| 2005 | 5.21 | 1279.27 |
| 2006 | 4.69 | 1194.63 |
| 2007 | 4.53 | 1338.13 |
| 2008 | 4.68 | 2663.44 |
| 2009 | 6.05 | 2464.30 |
| 2010 | 6.75 | 2911.64 |
| 2011 | 7.13 | 3519.29 |
| 2012 | 7.72 | 3449.56 |
| 2013 | 6.68 | 2893.49 |
| 2014 | 6.32 | 2789.50 |
| 2015 | 6.57 | 2679.50 |
| 2016 | 4.89 | 2128.40 |
| 2017 | 5.77 | 2539.40 |
| 2018 | 6.15 | 3151.50 |
| 2019 | 6.40 | 2843.23 |
| 2020 | 6.25 | 3122.20 |

Source: General Statistics Office of Vietnam

Total Production (Million Tons)

32.53
 32.11
 34.45
 34.57
 36.15
 35.83
 35.85
 35.94
 38.73
 38.95
 40.01
 42.40
 43.74
 44.04
 44.97
 45.09
 43.17
 42.74
 44.05
 43.50
 42.75




0

5

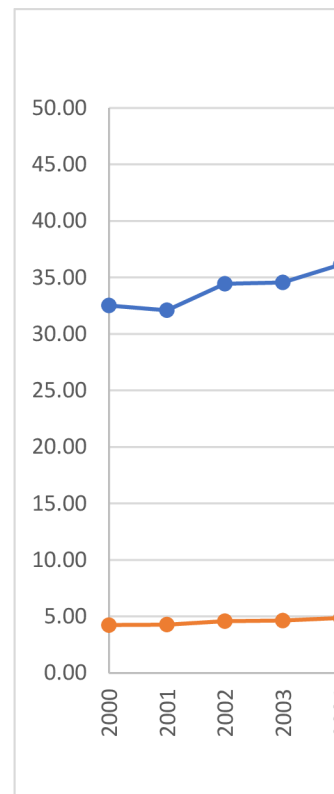
10

15

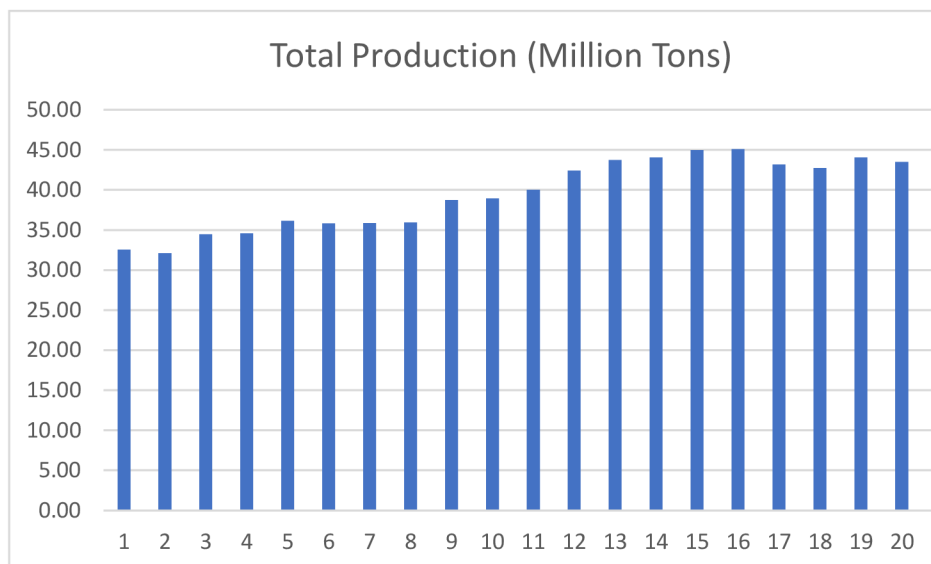
20



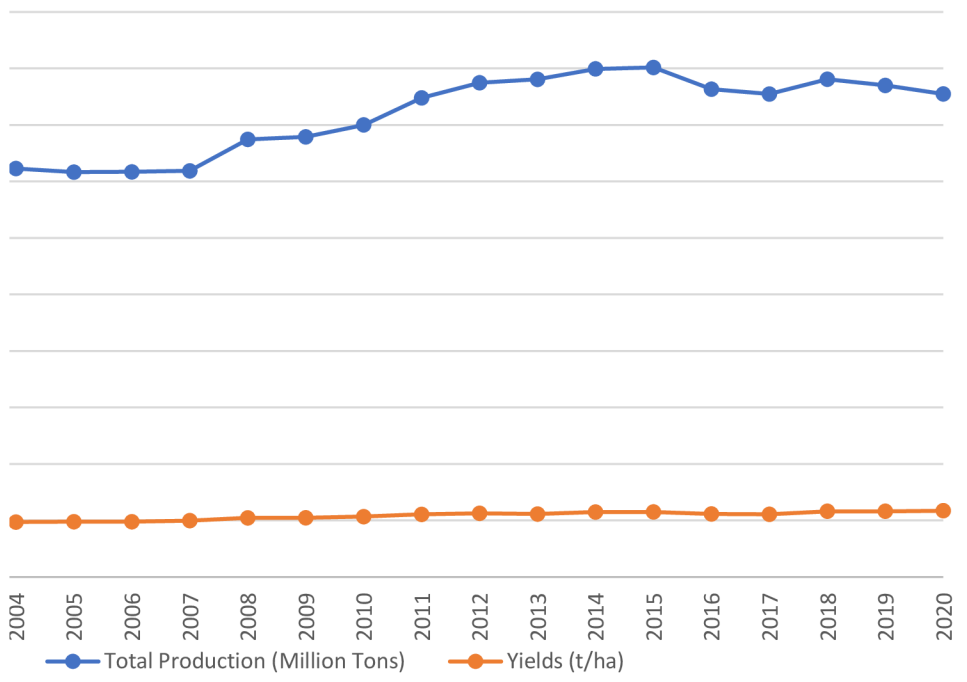
| Year | Total Production (Million Tons) | Yields (t/ha) |
|------|---------------------------------|---------------|
| 2000 | 32.53 | 4.24 |
| 2001 | 32.11 | 4.29 |
| 2002 | 34.45 | 4.59 |
| 2003 | 34.57 | 4.64 |
| 2004 | 36.15 | 4.86 |
| 2005 | 35.83 | 4.89 |
| 2006 | 35.85 | 4.89 |
| 2007 | 35.94 | 4.99 |
| 2008 | 38.73 | 5.23 |
| 2009 | 38.95 | 5.24 |
| 2010 | 40.01 | 5.34 |
| 2011 | 42.40 | 5.54 |
| 2012 | 43.74 | 5.64 |
| 2013 | 44.04 | 5.57 |
| 2014 | 44.97 | 5.75 |
| 2015 | 45.09 | 5.76 |
| 2016 | 43.17 | 5.58 |
| 2017 | 42.74 | 5.55 |
| 2018 | 44.05 | 5.82 |
| 2019 | 43.50 | 5.82 |
| 2020 | 42.75 | 5.87 |



Source: General Statistics Office of Vietnam



Rice production and Yield



| Year | Total Production (Million Tons) | Basic index | Chain index |
|------|---------------------------------|-------------|-------------|
| 2000 | 32.53 | 1.00 | - |
| 2001 | 32.11 | 0.99 | 0.99 |
| 2002 | 34.45 | 1.06 | 1.07 |
| 2003 | 34.57 | 1.06 | 1.00 |
| 2004 | 36.15 | 1.11 | 1.05 |
| 2005 | 35.83 | 1.10 | 0.99 |
| 2006 | 35.85 | 1.10 | 1.00 |
| 2007 | 35.94 | 1.10 | 1.00 |
| 2008 | 38.73 | 1.19 | 1.08 |
| 2009 | 38.95 | 1.20 | 1.01 |
| 2010 | 40.01 | 1.23 | 1.03 |
| 2011 | 42.40 | 1.30 | 1.06 |
| 2012 | 43.74 | 1.34 | 1.03 |
| 2013 | 44.04 | 1.35 | 1.01 |
| 2014 | 44.97 | 1.38 | 1.02 |
| 2015 | 45.09 | 1.39 | 1.00 |
| 2016 | 43.17 | 1.33 | 0.96 |
| 2017 | 42.74 | 1.31 | 0.99 |
| 2018 | 44.05 | 1.35 | 1.03 |
| 2019 | 43.50 | 1.34 | 0.99 |
| 2020 | 42.75 | 1.31 | 0.98 |

Source: General Statistics Office of Vietnam

| Year | Exports Quantity (Million Tons) | Basic Index | Chain Index |
|------|---------------------------------|-------------|-------------|
| 2000 | 3.39 | 1.00 | - |
| 2001 | 3.53 | 1.04 | 1.04 |
| 2002 | 3.25 | 0.96 | 0.92 |
| 2003 | 3.92 | 1.16 | 1.21 |
| 2004 | 4.06 | 1.20 | 1.04 |
| 2005 | 5.21 | 1.54 | 1.28 |
| 2006 | 4.69 | 1.38 | 0.90 |
| 2007 | 4.53 | 1.34 | 0.97 |
| 2008 | 4.68 | 1.38 | 1.03 |
| 2009 | 6.05 | 1.78 | 1.29 |
| 2010 | 6.75 | 1.99 | 1.12 |
| 2011 | 7.13 | 2.10 | 1.06 |
| 2012 | 7.72 | 2.28 | 1.08 |
| 2013 | 6.68 | 1.97 | 0.87 |
| 2014 | 6.32 | 1.86 | 0.95 |
| 2015 | 6.57 | 1.94 | 1.04 |
| 2016 | 4.89 | 1.44 | 0.74 |
| 2017 | 5.77 | 1.70 | 1.18 |
| 2018 | 6.15 | 1.81 | 1.07 |
| 2019 | 6.40 | 1.89 | 1.04 |
| 2020 | 6.25 | 1.84 | 0.98 |

Source: General Statistics Office of Vietnam

| Year | Exports Value (Million USD) | Growth rate (%) |
|------|-----------------------------|-----------------|
| 2000 | 615.82 | - |
| 2001 | 544.11 | -11.64% |
| 2002 | 608.12 | 11.76% |
| 2003 | 693.53 | 14.04% |
| 2004 | 859.18 | 23.89% |
| 2005 | 1279.27 | 48.89% |
| 2006 | 1194.63 | -6.62% |
| 2007 | 1338.13 | 12.01% |
| 2008 | 2663.44 | 99.04% |
| 2009 | 2464.30 | -7.48% |
| 2010 | 2911.64 | 18.15% |
| 2011 | 3519.29 | 20.87% |
| 2012 | 3449.56 | -1.98% |
| 2013 | 2893.49 | -16.12% |
| 2014 | 2789.50 | -3.59% |
| 2015 | 2679.50 | -3.94% |
| 2016 | 2128.40 | -20.57% |
| 2017 | 2539.40 | 19.31% |
| 2018 | 3151.50 | 24.10% |
| 2019 | 2843.23 | -9.78% |
| 2020 | 3122.20 | 9.81% |

Source: General Statistics Office of Vietnam