

SUMMARY OUTPUT

<i>Regression Statistics</i>	
Multiple R	0.968285
R Square	0.937575
Adjusted R	0.936015
Standard Error	38413.27
Observations	42

ANOVA

	<i>df</i>	<i>SS</i>	<i>MS</i>	<i>F</i>	<i>Significance F</i>
Regression	1	8.86E+11	8.86E+11	600.7734	1.04E-25
Residual	40	5.9E+10	1.48E+09		
Total	41	9.46E+11			

	<i>Coefficients</i>	<i>Standard Error</i>	<i>t Stat</i>	<i>P-value</i>	<i>Lower 95%</i>	<i>Upper 95%</i>	<i>Lower 95.0%</i>	<i>Upper 95.0%</i>
Intercept	45458.44	9254.017	4.912293	1.57E-05	26755.38	64161.51	26755.38	64161.51
X Variable 1	3.471552	0.141634	24.51068	1.04E-25	3.185299	3.757806	3.185299	3.757806

RESIDUAL OUTPUT

<i>Observation</i>	<i>Predicted Y</i>	<i>Residuals</i>
1	88255.74	13205.26
2	86495.66	28833.34
3	116458.6	27872.37
4	124352.4	51398.62
5	109192.9	73027.05
6	101026.8	-14613.8
7	72545.6	17623.4
8	88060.76	15795.24
9	76580.78	14488.22
10	86566.84	1311.16
11	102994.7	-11053.7
12	110241.1	-4896.08
13	114431.2	9755.752
14	101688.3	-8769.31
15	116004.6	-43409.6
16	118014.1	-19727.1
17	129871.8	-10178.8
18	113788.6	1282.426
19	94014.5	11879.5
20	121706.5	-8469.47
21	127130.6	-17538.6
22	130483.1	-3604.05
23	154475.1	-25848.1
24	176732.4	-23187.4
25	212155.9	-22112.9
26	283729.6	-57277.6

27	321109.5	-54810.5
28	395800.6	-45918.6
29	420115.3	-14044.3
30	371919.8	42139.23
31	458028.2	29041.84
32	564691.6	18808.39
33	547087.4	51765.64
34	481659	-14244
35	394491.8	49484.6
36	309938.7	75935.8
37	371326.1	47650.55
38	438580.9	-21875.3
39	349890.6	-132651
40	214941.9	-3677.82
41	181304	-6138.73
42	247265.9	-17251.8

year	GDP_m	GDP_PPP(%)	Crude oil Reserves(mb)
1/1/1980	101,461	-18.8	58,296
1/1/1981	115,329	-8.6	57,020
1/1/1982	144,331	13.1	56,148
1/1/1983	175,751	13.8	55,257
1/1/1984	182,220	-9.9	58,874
1/1/1985	86,413	-2.1	59,000
1/1/1986	90,169	-9.0	92,860
1/1/1987	103,856	3.0	92,860
1/1/1988	91,069	-9.5	92,860
1/1/1989	87,878	5.2	92,860
1/1/1990	91,941	18.1	92,850
1/1/1991	105,345	10.8	92,860
1/1/1992	124,187	2.1	92,860
1/1/1993	92,919	1.3	92,860
1/1/1994	72,595	-1.5	94,300
1/1/1995	98,287	1.0	93,700
1/1/1996	119,693	6.2	92,600
1/1/1997	115,071	-0.5	92,600
1/1/1998	105,894	1.9	93,700
1/1/1999	113,237	0.3	93,100
1/1/2000	109,592	6.9	99,530
1/1/2001	126,879	0.8	99,080
1/1/2002	128,627	10.3	130,690
1/1/2003	153,545	9.2	133,250
1/1/2004	190,043	4.0	132,460
1/1/2005	226,452	3.2	136,270
1/1/2006	266,299	5.0	138,400
1/1/2007	349,882	8.2	136,150
1/1/2008	406,071	0.3	137,620
1/1/2009	414,059	1.0	137,010
1/1/2010	487,070	5.8	151,170
1/1/2011	583,500	2.6	154,580
1/1/2012	598,853	-3.7	157,300
1/1/2013	467,415	-1.5	157,800
1/1/2014	443,976	5.0	157,530
1/1/2015	385,874	-1.4	158,400
1/1/2016	418,977	8.8	157,200
1/1/2017	416,706	2.8	155,600
1/1/2018	217,240	-2.3	155,600
1/1/2019	211,264	-1.3	208,600
1/1/2020	175,165	1.8	208,600
1/1/2021	230,014	2.3	208,600

AVG Crude oil production(1000b/d)	Crude oil exports(1000b/d)	values_of_export_m	export am
1,467	796.7	12328.00	2.90
1,263	714.6	11821.00	2.85
2,421	1,623.2	20452.00	3.21
2,442	1,718.7	22725.84	3.24
2,032	1,521.8	18359.08	3.18
2,192	1,568.3	16006.78	3.20
2,037	1,454.0	7802.61	3.16
2,298	1,710.0	12271.84	3.23
2,479	1,696.0	8964.96	3.23
2,814	2,120.0	11841.50	3.33
3,135	2,220.0	16573.63	3.35
3,407	2,420.0	18661.00	3.38
3,432	2,528.0	19868.00	3.40
3,425	2,600.0	16197.33	3.41
3,596	2,650.0	20321.21	3.42
3,595	2,621.0	20900.06	3.42
3,596	2,630.0	24315.73	3.42
3,603	2,587.0	19682.87	3.41
3,714	2,512.0	13986.84	3.40
3,439	2,291.0	21963.67	3.36
3,661	2,492.2	23526.12	3.40
3,572	2,184.6	24491.81	3.34
3,248	2,093.6	31402.85	3.32
3,742	2,396.3	37814.19	3.38
3,834	2,684.1	48018.14	3.43
4,092	2,394.5	68635.33	3.38
4,073	2,561.0	79402.81	3.41
4,031	2,466.8	100918.00	3.39
4,056	2,431.4	107922.00	3.39
3,557	2,232.0	94039.00	3.35
3,544	2,247.7	118843.00	3.35
3,576	2,537.3	149568.00	3.40
3,740	2,102.0	144497.00	3.32
3,575	1,215.4	125650.00	3.08
3,117	1,109.2	100541.00	3.05
3,152	1,081.1	76185.00	3.03
3,651	1,921.7	93868.00	3.28
3,867	2,125.0	113241.11	3.33
3,536	1,849.6	87693.38	3.27
2,363	651.1	48820.65	2.81
1,991	404.5	39131.08	2.61
2,392	762.8	58131.75	2.88

export_value	ln_gdp	exchange_inflation	external_debt(\$)	external_debt_m	ln_debt	
9.42	11.53	70.63	20.61	4618942613.00	4618.94	8.44
9.38	11.66	78.35	24.29	3969211555.00	3969.21	8.29
9.93	11.88	83.62	18.72	8269750071.00	8269.75	9.02
10.03	12.08	86.38	19.85	7078085808.00	7078.09	8.86
9.82	12.11	90.05	12.59	5159730090.00	5159.73	8.55
9.68	11.37	91.07	4.41	6025227842.00	6025.23	8.70
8.96	11.41	78.78	18.40	5793964261.00	5793.96	8.66
9.42	11.55	71.48	28.60	6150722410.00	6150.72	8.72
9.10	11.42	68.70	28.70	5843049165.00	5843.05	8.67
9.38	11.38	72.03	19.25	6526858379.00	6526.86	8.78
9.72	11.43	68.11	7.71	9026182538.00	9026.18	9.11
9.83	11.56	67.52	17.07	11368427701.00	11368.43	9.34
9.90	11.73	65.57	25.88	16074665445.00	16074.67	9.68
9.69	11.44	1268.08	21.17	23392435930.00	23392.44	10.06
9.92	11.19	1749.17	31.26	21792481977.00	21792.48	9.99
9.95	11.50	1748.35	49.44	21681652186.00	21681.65	9.98
10.10	11.69	1751.19	29.84	16684178793.00	16684.18	9.72
9.89	11.65	1753.35	17.38	11697339746.00	11697.34	9.37
9.55	11.57	1752.29	17.86	12341638353.00	12341.64	9.42
10.00	11.64	1753.35	20.06	9742304900.00	9742.30	9.18
10.07	11.60	1764.86	14.59	8800053479.00	8800.05	9.08
10.11	11.75	1753.99	11.28	8280878565.00	8280.88	9.02
10.35	11.76	6907.03	14.29	8934505230.00	8934.51	9.10
10.54	11.94	8193.89	16.50	14235372771.00	14235.37	9.56
10.78	12.16	8613.99	14.75	20950347847.00	20950.35	9.95
11.14	12.33	8963.96	13.52	21393520936.00	21393.52	9.97
11.28	12.49	9170.94	11.92	20494226261.00	20494.23	9.93
11.52	12.77	9281.15	17.17	20834072180.00	20834.07	9.94
11.59	12.91	9428.53	25.43	16026650175.00	16026.65	9.68
11.45	12.93	9864.30	13.85	18609984964.00	18609.98	9.83
11.69	13.10	10254.18	10.11	19768742370.00	19768.74	9.89
11.92	13.28	10616.31	20.57	17260291984.00	17260.29	9.76
11.88	13.30	12175.55	27.11	7481952279.00	7481.95	8.92
11.74	13.05	18414.45	39.53	7013040853.00	7013.04	8.86
11.52	13.00	25941.66	17.50	5817911004.00	5817.91	8.67
11.24	12.86	29011.49	13.77	6455859301.00	6455.86	8.77
11.45	12.95	30914.85	8.57	6058410416.00	6058.41	8.71
11.64	12.94	33226.30	10.20	6819093933.00	6819.09	8.83
11.38	12.29	40864.33	20.54	5773699804.00	5773.70	8.66
10.80	12.26	42000.00	40.92	4855393068.00	4855.39	8.49
10.57	12.07	42000.00	30.08	5451188396.00	5451.19	8.60
10.97	12.35	42000.00	43.98		0.00	

ln_inflation

3.03

3.19

2.93

2.99

2.53

1.48

2.91

3.35

3.36

2.96

2.04

2.84

3.25

3.05

3.44

3.90

3.40

2.86

2.88

3.00

2.68

2.42

2.66

2.80

2.69

2.60

2.48

2.84

3.24

2.63

2.31

3.02

3.30

3.68

2.86

2.62

2.15

2.32

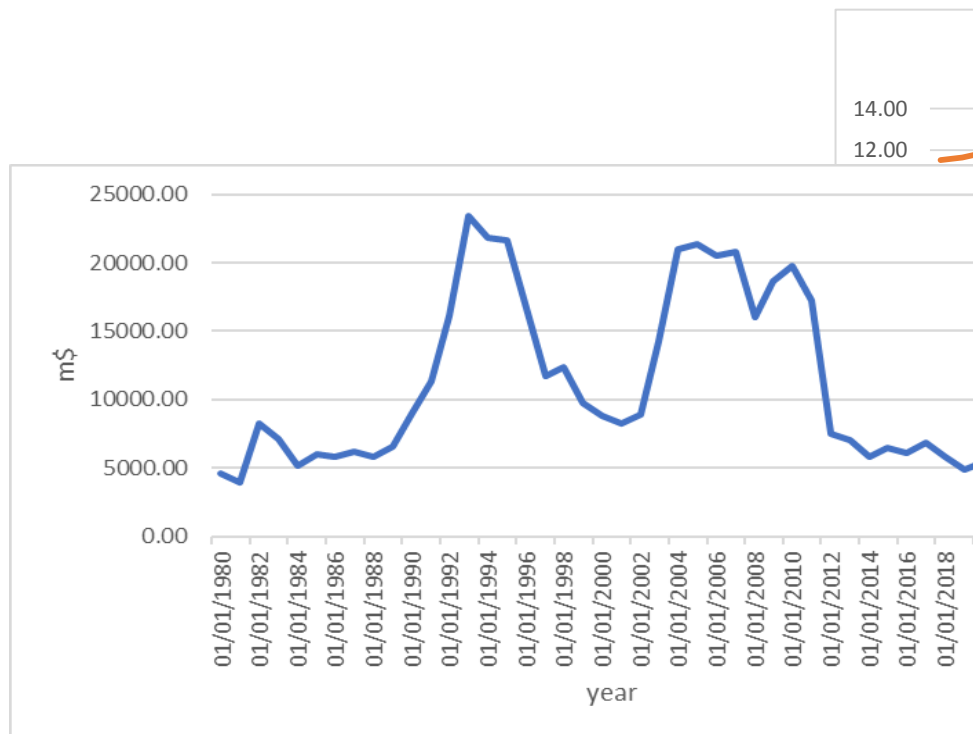
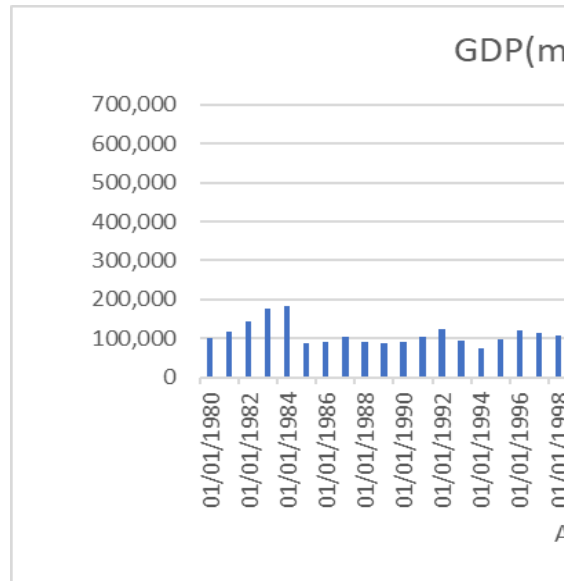
3.02

3.71

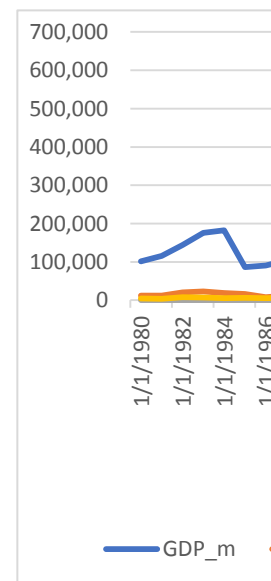
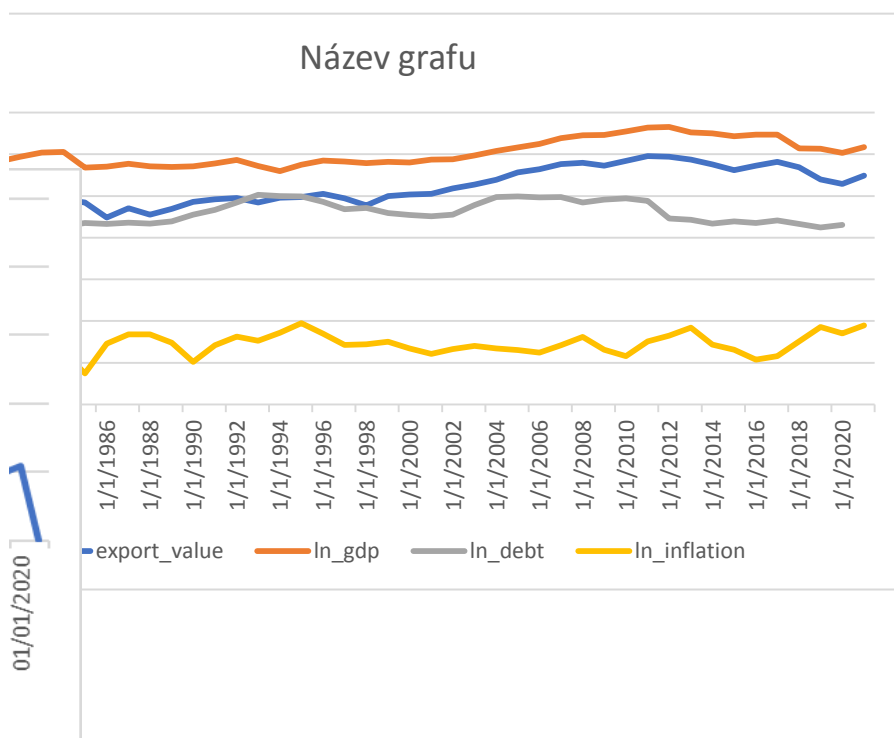
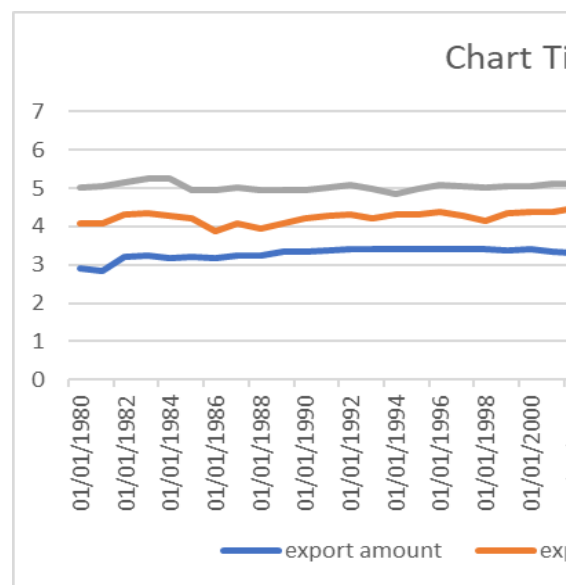
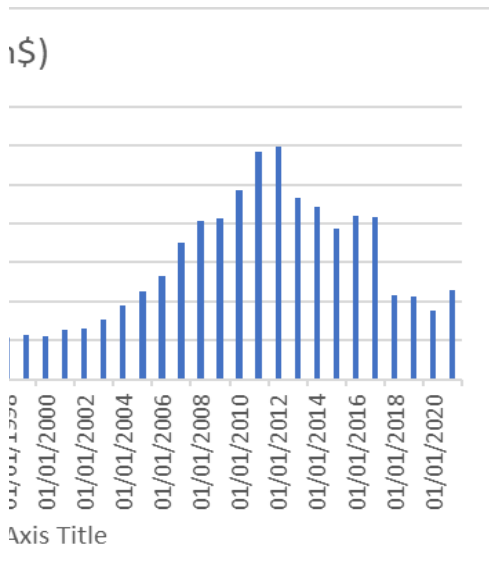
3.40

3.78

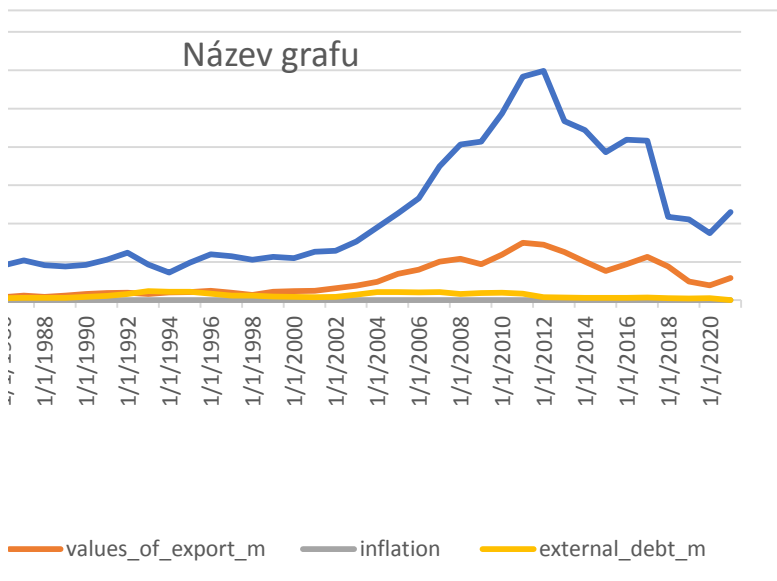
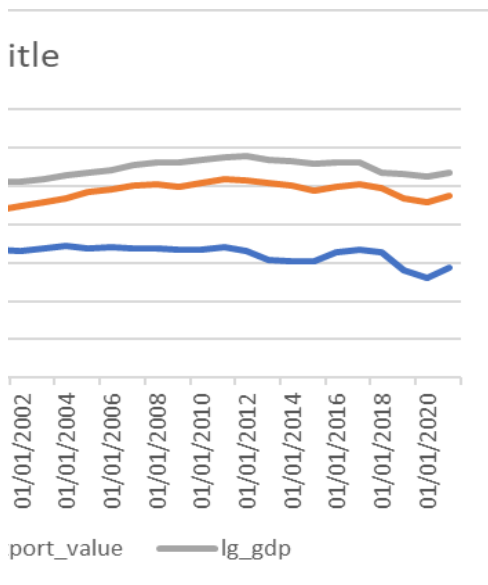
<u>year</u>	1980	1981	1982	1983	1984	1985	1986
<u>GDP(m\$)</u>	101,461	115,329	144,331	175,751	182,220	86,413	90,169
<u>values of e</u>	12,328	11,821	20,452	22,726	18,359	16,007	7,803



1987	1988	1989	1990	1991	1992	1993	1994	1995
103,856	91,069	87,878	91,941	105,345	124,187	92,919	72,595	98,287
12,272	8,965	11,842	16,574	18,661	19,868	16,197	20,321	20,900



1996	1997	1998	1999	2000	2001	2002	2003	2004
119,693	115,071	105,894	113,237	109,592	126,879	128,627	153,545	190,043
24,316	19,683	13,987	21,964	23,526	24,492	31,403	37,814	48,018



2005	2006	2007	2008	2009	2010	2011	2012	2013
226,452	266,299	349,882	406,071	414,059	487,070	583,500	598,853	467,415
68,635	79,403	100,918	107,922	94,039	118,843	149,568	144,497	125,650

2014	2015	2016	2017	2018	2019	2020	2021
443,976	385,874	418,977	416,706	217,240	211,264	175,165	<u>230,014</u>
100,541	76,185	93,868	113,241	87,693	48,821	39,131	<u>58,132</u>