

Czech University of Life Sciences Prague

Faculty of Economics and Management

Department of Economics



Master's Thesis

**Impact of population growth on the economy of Uttar Pradesh,
India**

Swetansh Katar

© 2024 CZU Prague

CZECH UNIVERSITY OF LIFE SCIENCES PRAGUE

Faculty of Economics and Management

DIPLOMA THESIS ASSIGNMENT

Swetansh Katar, BA

Economics and Management

Thesis title

Impact of population growth on the economy of India (Uttar Pradesh state – focus on selected economic sectors)

Objectives of thesis

The objective of this thesis is to evaluate if population growth is good or bad for the Indian economy. The tasks of the thesis:

- Evaluating to what extent Uttar Pradesh population influences the economy of India;
- To review scientific theses devoted to the study of population growth in India;
- Determining the degree and nature of the influence of population growth on the Indian economy;
- Determining the key factor causing the population growth in India;
- Developing methodological approach to evaluate and assess Indian population growth and forecasting it;
- Determining the merits and demerits of population growth;
- Development, based on the results of the study, recommendations for the management of population growth in India.

Methodology

The methodology of the thesis is based on quantitative and qualitative methods.

Quantitative methods include horizontal (temporal) quantitative analysis of statistical data, and vertical analysis (determination of specific gravity, proportion, etc.) by the study and analyses of collected data from the database sources: Web of Science, World Bank, Asian Development Bank, WHO, UNDP, etc.)

Through Econometric Modeling Tools for data treatment to present the statistically significant research outputs as a scientific contribution in this professional field.

Qualitative methods: on the basis of the quantitative outputs to design qualitative deliverables in the form

of graphs and SWOT deliverables.

For a forecast, the methods of trend analysis and construction of linear regression will be used.

Data collection methods:


Primary data collection will be beneficial for this research, I plan to build a questionnaire and address approximately 200 relevant people living in the target area.

Data processing:

The data collected from the questionnaire will be sorted and the multiple regression model will be used to understand the data better and learn the major causes and impact results.

The expected scientific contribution of research:

- impacts of population growth on the Indian economy
- local's viewpoint towards population growth
- try to answer whether population growth good or bad for the Indian economy
- try to answer what are the major causes of population growth



The proposed extent of the thesis

60-80 pages

Keywords

Population, India, Population growth, Indian Economy

Recommended information sources

- Alam, M.M., Murad, M.W., Noman, A.H.M., and Ozturk, I. 2018. Relationships among Carbon Emissions, Economic Growth, Energy Consumption and Population Growth: Testing Environmental Kuznets Curve Hypothesis for Brazil, China, India and Indonesia. *Ecological Indicators*, Vol. 70, pp. 477-479.
- Bongaarts, J. (2019). Human population growth and the demographic transition. *Philosophical Transactions of the Royal Society B: Biological Sciences*, 364 (1532), 2985–2990.
- Coale, A. J. and Hoover, E. M. 2022. Population growth and economic development in low-income countries – A case study of India's prospects. Princeton legacy library.
- Reddy, P. H. 2023 Religion, Population Growth, Fertility and Family Planning Practice in India. *Economics and Political weekly* 38, No. 33: 3500–3509.
- Sethy, S.K. and Sahoo, H. 2022. Investigating the Relationship Between Population and Economic Growth: An analysis study of India. *Indian Journal of Economics & Business*, vol.14, no.2 pp. 269-288
-

Expected date of thesis defence

2023/24 SS – PEF

The Diploma Thesis Supervisor

doc. Ing. Vladimír Krepl, CSc.

Supervising department

Department of Economics

Electronic approval: 07. 11. 2023

prof. Ing. Lukáš Čechura, Ph.D.

Head of department

Electronic approval: 09. 11. 2023

doc. Ing. Tomáš Šubrt, Ph.D.

Dean

Prague on 31. 05. 2024

Declaration

I declare that I have worked on my master's thesis titled "Impact of population growth on the economy of Uttar Pradesh, India" by myself and I have used only the sources mentioned at the end of the thesis. As the author of the master's thesis, I declare that the thesis does not break any copyrights.

In Prague on _____

Acknowledgement

I would like to thank my supervisor doc. Ing. Vladimír Krepl, CSc., for his helpful insight and continuous guidance. Also thank to Ing. Muhammad Merei, Ing. Nilanshi Katar, Anna Ludriksone, BBA. Umang Choudhary, and all other persons, for their advice and support during my work on this thesis.

Impact of population growth on the economy of Uttar Pradesh (India)

Abstract:

This diploma thesis aims to assess the implications of population growth on the economic landscape of Uttar Pradesh, India. The research is motivated by the overarching question of whether population growth have a positive relationship with the region's economy or not. The objectives of the thesis encompass a comprehensive review of existing scientific literature on population growth in Uttar Pradesh, determining the degree and nature of its influence on the economy, identifying key factors driving population growth, developing a methodological approach for population evaluation, and assessing the merits and demerits of population growth. The research questions delve into specific economic aspects, such as gross state domestic product, population growth rate, natural growth rate, dependency ratio, total fertility ratio from 2014 to 2024. The methodological tools employed include questionnaire, with 100 responses collected to date, supplemented by secondary data from the Uttar Pradesh Department of Economics and Statistics. Regression models is utilized to understand the intricate relationship between Gross State Domestic Population and the dependent variable, population growth of Uttar Pradesh. Additionally, a SWOT analysis is applied to comprehensively examine the strengths, weaknesses, opportunities, and threats posed by population growth on Uttar Pradesh's economy. The content of the diploma thesis is structured to guide readers through a logical progression of information. Starting with an introduction, the thesis delineates clear objectives and the chosen methodology, followed by an extensive literature review encompassing regional population dynamics. The practical part includes an exploration of historical aspects of population growth, absolute indicators, and a detailed analysis of survey results through multiple regression models and SWOT analyses. The concluding section presents the results and discussions, evaluating the impact of population growth on Gross State Domestic Product, Population Growth rate, Natural Growth rate and income distribution. The thesis concludes with insights into potential future problems and offers recommendations for effective population management in Uttar Pradesh. By the help of the regression analysis, we found out there is a positive relation between the Gross state domestic product and Population growth. Demographic insights revealed a gender split of 54.5% male and 44.4% female respondents, emphasizing the need for inclusive policies.

Concerns about population growth were widespread, with 83% of respondents expressing worry. Across age groups, there was a consensus on the importance of population control for development. Job prospects were a concern, with 65% reporting decreased opportunities due to population growth. Environmental issues linked to population expansion were confirmed by 60.8% of respondents. These findings stress the need for informed policies to address the challenges of population growth in Uttar Pradesh.

Key words: Population growth, Demographic trends, Economic impact, Uttar Pradesh, India, Population density, Labour force, GDP growth

Table of content

1.	Introduction.....	5
2.	Objectives and Methodology.....	7
	2.1 Objective.....	7
	2.2 Methodology of Thesis.....	7
	2.2.1 Multiple Regression Model.....	7
	2.2.2 Questionnaire.....	9
	2.2.3 SWOT Analysis.....	9
	2.2.4 Limitations.....	10
3.	Literature Review.....	12
	3.1 Population division in Uttar Pradesh, India.....	16
	3.2 Causes of rapid population growth.....	18
	3.3 How population growth influences Uttar Pradesh GDP.....	20
	3.4 Uttar Pradesh governments plan for population growth and economy.....	22
4.	Practical part.....	26
	4.1 Multiple Regression Model.....	26
	4.2 Survey data.....	28
	4.2.1 Survey Analysis from the questionnaire.....	40
5.	Discussion and Results.....	55
	5.1 SWOT Analysis.....	55
	5.1.1 Strengths.....	56
	5.1.2 Weaknesses.....	60
	5.1.3 Opportunities.....	64
	5.1.4 Threats.....	69
	5.2 How the strengths for Uttar Pradesh can help overcome the weaknesses.....	74
	5.2.1 Human Capital.....	74
	5.2.2 Consumer market.....	75

5.2.3	Innovation potential.....	75
5.3	How the opportunities for Uttar Pradesh can help overcome the threats.....	76
5.3.1	Labour intensive industries.....	76
5.3.2	Urbanisation.....	76
5.3.3	Market expansion.....	77
5.4	Results.....	77
6.	Conclusion.....	80
7.	References.....	82
8.	List of tables, graphs and images.....	86
8.1	List of tables.....	86
8.2	List of graphs.....	86
8.3	List of images.....	87

List of Tables, Graphs and Images

a) List of Tables

Table	Name of Table	Page no.
Table 3.1	Population Growth in Uttar Pradesh in a decade.	31
Table 4.1	Survey data	37

b) List of Graphs

Graph	Name of Graph	Page no.
Graph 3.1	Uttar Pradesh GSDP at market price	32
Graph 4.1	Gender distribution among respondents	48

Graph 4.2	Education level among respondents	49
Graph 4.3	Poll results	51
Graph 4.4	Respondents view on controlling population growth in Uttar Pradesh	53
Graph 4.5	Challenges in accessing healthcare services due to population growth	55
Graph 4.6	Impact of population growth on employment opportunities	58
Graph 4.7	Respondents view on environmental issues due to population growth	60

c) List of Images

Image	Name of Image	Page no.
Image 4.1	Regression Analysis	34
Image 4.2	Education levels among male and female	50
Image 4.3	Opinion of different age groups on population growth in Uttar Pradesh	52
Image 4.4	Respondents' views on importance of controlling population growth for development of Uttar Pradesh	54

Pradesh

Image 4.5	Different age groups opinion on accessing healthcare services	56
Image 4.6	Impact on employment opportunities as perceived by different age groups	59
Image 4.7	Different age group opinion on environmental issues linked to population growth	61

1. Introduction

In India's wide and diversified geography, the ever-expanding canvas of its inhabitants has become a distinguishing feature, influencing economic development and sociological dynamics. India, the world's second most populous country, is grappling with the multifaceted ramifications of a population of over 1.3 billion people. (Jain, n.d.) Within this crowded expanse, Uttar Pradesh emerges as a microcosm, capturing the complex interplay of population expansion and economic factors. This investigation digs into the tremendous influence of population increase on India's economic landscape, with a special emphasis on Uttar Pradesh, a state that serves as a crucible of difficulties and opportunities in the face of demographic development. The historical and contemporary issues offered by India's population increase reflect a nation in perpetual transformation. (Young et al., 2020) India's demographic journey has evolved over millennia, with periods of stability and fast increase. In recent decades, the government has struggled to accommodate and provide for a rapidly growing population. Uttar Pradesh, located in northern India, exemplifies the complications that emerge when demographic factors change the socioeconomic environment. With a population of more than 200 million, Uttar Pradesh is not only India's most populous state, but also outnumbers numerous countries across the world. The labour force dynamics are an important aspect of understanding the impact of population expansion. Uttar Pradesh, with its large population pool, presents a unique situation in which the labour force is both a potential and a challenge. On the one hand, a big labour force can spur economic growth by increasing productivity and contributing to national GDP. (Kumar et al., n.d.) However, the successful use of this workforce necessitates smart investments in education, skill development, and job creation. Failure to address these issues may result in unemployment and underemployment, turning the demographic dividend into a demographic burden. Population increase has an inextricable link with resource usage and environmental concerns. As the population grows, so does the need for basic resources like land, water, and electricity. Sustainable management of these resources is critical to avoiding overexploitation and environmental deterioration. (Chopra et al., 2023) Balancing economic development and environmental sustainability is a complex issue that requires intelligent policies and inventive solutions to preserve the well-being of both the population and the ecology. Urbanization, another consequence of

population expansion, emerges as a transforming force in Uttar Pradesh. The magnetic pull of urban centres lures individuals in quest of better job prospects and living conditions, leading in the growth of cities and towns. This fast urbanization puts a pressure on infrastructure, including housing, transportation, and healthcare. (Hong Nguyen et al., 2021) Managing this increase demands good planning and development methods to accommodate the expanding population while preserving a high quality of life for people. Population growth has a significant impact on both social services and inhabitants' overall quality of life. As the population grows, it becomes more difficult to provide adequate healthcare, education, and other necessary services. Providing equitable access to these services for all parts of the population is critical for encouraging inclusive and sustainable development, reducing disparities, and promoting social cohesion. (Verma & Lal Verma, n.d.) Government policies and initiatives have an important role in addressing the complex link between population increase and economic development. Various family planning projects have been implemented in Uttar Pradesh, as well as in India, over the years. Assessing the success of these policies and finding areas for improvement is critical for influencing informed decision-making and developing strategies that align with the goal of sustainable and equitable development.

2. Objectives and Methodology

2.1 Objective

- Analyzing population growth trend in Uttar Pradesh 2014 - 2023.
- To review scientific work devoted to the study of population growth and economy of Uttar Pradesh 2014 - 2023.
- Evaluating the degree and nature of influence of population growth on Uttar Pradesh economy 2014 - 2023.
- Analyzing Uttar Pradesh Gross State Domestic Product trend from 2014 - 2023.
- Analyzing citizens response regarding population growth.

Research Question:

- Is there a positive relationship between Population growth in Uttar Pradesh and Its Gross State Domestic Product?

2.2. Methodology of Thesis:

2.2.1. Multiple Regression Model:

The goal of a multiple linear regression model with Gross State Domestic Product (at market price) (Y) as the dependent variable and Population Growth Rate (X1), Natural Growth Rate (X2), Dependency Ratio (X3), and Total Fertility Rate (X4) as independent variables is to understand the relationships between these variables and a state's economic output. Multiple linear regression allows us to investigate how changes in each independent variable affect the dependent variable, while considering the simultaneous influence of all factors. In this context, Gross State Domestic Product is used to quantify economic performance, whereas Population Growth Rate reflects the rate at which the state's population size changes. The natural growth rate is commonly defined as the difference between the birth and death rates, reflecting

population change caused by natural processes. The Dependency Ratio is the proportion of non-working-age individuals (such as children and the elderly) to the working-age population, and it provides information about the workforce's support load. Total Fertility Rate represents the average number of children born to women of reproductive age and provides information on demographic trends. By employing multiple linear regression, we seek to determine the extent to which Population Growth Rate, Natural Growth Rate, Dependency Ratio, and Total Fertility Rate collectively explain variations in Gross State Domestic Product. This statistical analysis enables policymakers, economists, and researchers to understand the economic dynamics of a state, identify significant predictors of economic performance, and formulate informed policies to promote economic growth and development.

$$Y=b_0+b_1X_1+b_2X_2+b_3X_3+b_4X_4+\varepsilon$$

(1)

Here:

- Y is the Gross State Domestic Product (at market price) (dependent variable),
- X_1 is the Population Growth Rate (independent variable),
- X_2 is the Natural Growth Rate (independent variable),
- X_3 is the Dependency Ratio (independent variable),
- X_4 is the Total Fertility Rate (independent variable),
- b_0 is the y-intercept (constant term),
- b_1, b_2, b_3, b_4 are the coefficients associated with each independent variable,
- ε is the error term.

The equation describes the linear relationship between Gross State Domestic Product (at market price) and the four independent variables, and the coefficients (b_0, b_1, b_2, b_3, b_4) represent the intercept and slopes of the regression line.

2.2.2. Questionnaire:

A survey was launched in June 2023 under the supervision of the thesis supervisor, with the goal of gathering public opinion on population growth among Uttar Pradesh residents. Even though the survey is still ongoing, it has already received 100 replies, providing significant insights into a sector of the population's perceptions and opinions. However, it is vital to highlight that this sample size is insignificant in compared to Uttar Pradesh's large population of more than 200 million people. Despite its small sample size in relation to the population, the study is significant because it provides insight into respondents' attitudes and perceptions on population growth in the state. The survey, which uses structured questions and data collecting, allows people to express their opinions, concerns, and suggestions about population dynamics such as growth rates, demographic trends, and the socioeconomic implications of these trends. While the survey's findings may not be fully representative of the entire population due to the small sample size, they are still a useful resource for researchers, policymakers, and stakeholders interested in understanding public sentiment and shaping policies related to population management, healthcare, education, and economic development in Uttar Pradesh. Furthermore, continual data collection guarantees that the survey is dynamic, with the opportunity to capture developing thoughts and attitudes over time, adding to a more thorough knowledge of the population's viewpoints on this vital issue. It's Not representative it is illustrative. <https://docs.google.com/forms/d/1YHmM466DM7GcS07qbYANzZxbCApFDlSS-2wtpNnygws/edit>

Population Growth in Uttar Pradesh, India – Questionnaire

उत्तर प्रदेश, भारत में जनसंख्या वृद्धि - प्रश्नावली

Introduction / परिचय:

Thank you for participating in this survey. We are conducting a study on population growth in Uttar Pradesh, India. Your responses will contribute valuable insights to our research. Please answer the following questions to the best of your knowledge and understanding.

इस सर्वेक्षण में भाग लेने के लिए धन्यवाद. हम भारत के उत्तर प्रदेश में जनसंख्या वृद्धि पर एक अध्ययन कर रहे हैं। आपकी प्रतिक्रियाएँ हमारे शोध में बहुमूल्य अंतर्दृष्टि प्रदान करेंगी। कृपया अपने सर्वोत्तम ज्ञान और समझ के अनुसार निम्नलिखित प्रश्नों के उत्तर दें।

Gender / लिंग :

Male / पुरुष

Female / महिला

Other / अन्य

Age / आयु: _____

18-25

26-40

41-60

61+

Occupation / पेशा: _____

Educational Level / शैक्षणिक स्तर:

Primary School / प्राथमिक स्कूल

High School / हाई स्कूल

College / कॉलेज

Postgraduate / स्नातकोत्तर

Other (please specify) / अन्य (कृपया निर्दिष्ट करें) _____

How would you define "population growth"? / आप "जनसंख्या वृद्धि" को कैसे परिभाषित करेंगे?

Increase in the number of people living in a specific area / किसी विशिष्ट क्षेत्र में रहने वाले लोगों की संख्या में वृद्धि

The rate at which births exceed deaths in a given population / वह दर जिस पर किसी जनसंख्या में जन्म मृत्यु से अधिक होता है

A measure of urbanization within a region / एक क्षेत्र के भीतर शहरीकरण का एक उपाय

Not sure / निश्चित नहीं

Do you think population growth is a significant issue in Uttar Pradesh? / क्या आपको लगता है कि उत्तर प्रदेश में जनसंख्या वृद्धि एक महत्वपूर्ण मुद्दा है?

Yes / हाँ

No / नहीं

Not sure / निश्चित नहीं

What do you consider to be the primary factors contributing to population growth in Uttar Pradesh? (Select all that apply) / आप उत्तर प्रदेश में जनसंख्या वृद्धि में योगदान देने वाले प्राथमिक कारकों को क्या मानते हैं? (लागू होने वाले सभी का चयन करें)

High birth rates / उच्च जन्म दर

Lack of awareness about family planning / परिवार नियोजन के प्रति जागरूकता का अभाव

Socio-cultural norms and traditions / सामाजिक-सांस्कृतिक मानदंड और परंपराएँ

Limited access to contraceptives and family planning services / गर्भ निरोधकों और परिवार नियोजन सेवाओं तक सीमित पहुंच

Poverty and lack of economic opportunities / गरीबी और आर्थिक अवसरों की कमी

Government policies / सरकारी नीतियां

Other (please specify) / अन्य (कृपया निर्दिष्ट करें)_____

Are you aware of any government policies or programs aimed at addressing population growth in Uttar Pradesh? / क्या आप उत्तर प्रदेश में जनसंख्या वृद्धि को संबोधित करने के उद्देश्य से किसी सरकारी नीति या कार्यक्रम से अवगत हैं?

Yes / हाँ

No / नहीं

Not sure / निश्चित नहीं

If yes, please provide the names of any specific policies or programs you are aware of: / यदि हाँ, तो कृपया किन्हीं विशिष्ट नीतियों या कार्यक्रमों के नाम प्रदान करें जिनके बारे में आप जानते हैं: _____

Do you believe that controlling population growth is important for the development of Uttar Pradesh? / क्या आप मानते हैं कि उत्तर प्रदेश के विकास के लिए जनसंख्या वृद्धि पर नियंत्रण महत्वपूर्ण है?

Strongly Agree / दृढ़तापूर्वक सहमत

Agree / सहमत

Neutral / तटस्थ

Disagree / असहमत

Strongly Disagree / दृढ़तापूर्वक असहमत

What do you think are the potential consequences of unchecked population growth in Uttar Pradesh? (Select all that apply) / आपके अनुसार उत्तर प्रदेश में अनियंत्रित जनसंख्या वृद्धि के संभावित परिणाम क्या होंगे? (लागू होने वाले सभी का चयन करें)

Strain on healthcare and education systems / स्वास्थ्य सेवा और शिक्षा प्रणालियों पर दबाव

Increased unemployment / बेरोजगारी बढ़ी

Environmental degradation / वातावरण संबंधी मान भंग

Resource scarcity / संसाधन की कमी

Overcrowding in urban areas / शहरी क्षेत्रों में अत्यधिक भीड़भाड़

Other (please specify) / अन्य (कृपया निर्दिष्ट करें)_____

Have you observed any challenges in accessing healthcare services due to population growth in Uttar Pradesh? / क्या आपने उत्तर प्रदेश में जनसंख्या वृद्धि के कारण स्वास्थ्य सेवाओं तक पहुंच में कोई चुनौती देखी है?

Yes / हाँ

No / नहीं

Not sure / निश्चित नहीं

If yes, please briefly describe the challenges: / यदि हां, तो कृपया चुनौतियों का संक्षेप में वर्णन करें:_____

How do you perceive the impact of population growth on the quality of education in Uttar Pradesh? / आप उत्तर प्रदेश में शिक्षा की गुणवत्ता पर जनसंख्या वृद्धि के प्रभाव को कैसे देखते हैं?

Improved / उन्नत

Unchanged / स्थिर

Declined / अस्वीकृत

Not sure / निश्चित नहीं

Have you experienced or noticed any strain on infrastructure (e.g., transportation, utilities) due to population growth? / क्या आपने जनसंख्या वृद्धि के कारण बुनियादी ढांचे (जैसे, परिवहन, उपयोगिताओं) पर किसी दबाव का अनुभव किया है या देखा है?

Yes / हाँ

No / नहीं

Not sure / निश्चित नहीं

In your opinion, has population growth led to an increase in demand for housing and real estate? / आपकी राय में, क्या जनसंख्या वृद्धि के कारण आवास और अचल संपत्ति की मांग में वृद्धि हुई है?

Yes / हाँ

No / नहीं

Not sure / निश्चित नहीं

How do you perceive the impact of population growth on employment opportunities in Uttar Pradesh? / आप उत्तर प्रदेश में जनसंख्या वृद्धि का रोजगार के अवसरों पर प्रभाव को कैसे समझते हैं?

More opportunities created / अधिक अवसर निर्मित हुए

No significant impact / कोई खास असर नहीं

Fewer opportunities available / कम अवसर उपलब्ध हैं

Not sure / निश्चित नहीं

Do you believe that population growth has affected the overall economic development of Uttar Pradesh? / क्या आप मानते हैं कि जनसंख्या वृद्धि ने उत्तर प्रदेश के समग्र आर्थिक विकास को प्रभावित किया है?

Yes / हाँ

No / नहीं

Not sure / निश्चित नहीं

Have you noticed any environmental issues in Uttar Pradesh that could be linked to population growth? (e.g., pollution, waste generation) / क्या आपने उत्तर प्रदेश में कोई पर्यावरणीय मुद्दा देखा है जो जनसंख्या वृद्धि से जुड़ा हो सकता है? (जैसे, प्रदूषण, अपशिष्ट उत्पादन)

Yes / हाँ

No / नहीं

Not sure / निश्चित नहीं

If yes, please provide examples of these environmental issues: / यदि हाँ, तो कृपया इन पर्यावरणीय मुद्दों के उदाहरण प्रदान करें: _____

In your view, what measures should be taken to address the challenges posed by population growth in Uttar Pradesh? Please provide your suggestions: / आपके विचार में उत्तर प्रदेश में जनसंख्या वृद्धि से उत्पन्न चुनौतियों से निपटने के लिए क्या उपाय किये जाने चाहिए? कृपया अपने सुझाव दें: _____

Thank you for participating in this survey! / इस सर्वेक्षण में भाग लेने के लिए धन्यवाद!

2.2.3. SWOT Analysis:

Conducting a SWOT analysis is essential for gaining a thorough grasp of how population growth affects the Uttar Pradesh economy. This strategic framework thoroughly assesses population growth's strengths, weaknesses, opportunities, and threats, providing significant insights.

2.2.4. Limitations:

Causation vs. Correlation: Establishing a clear cause-and-effect relationship between population growth and economic outcomes can be challenging. Other factors such as government policies, infrastructure development, and global economic trends may confound the relationship.

Data Quality and Availability: Reliable and up-to-date data on population growth and economic indicators may be challenging to obtain, particularly at the regional or sub-regional level. Inconsistent or incomplete data can hinder the accuracy of the research findings.

Response Bias: Respondents may be more or less likely to participate based on their level of interest or personal experiences with the topic. This can lead to a biased sample that does not reflect the diversity of opinions within the population.

Temporal Dynamics: Population increase, and its economic consequences occur over time, but longitudinal data documenting these changes may be sparse or fragmented, making it difficult for researchers to adequately examine trends and patterns.

Policy Implications: While research findings may have important policy implications, transforming them into workable policies necessitates thorough evaluation of the political, social, and institutional aspects that may impact policy decisions.

Endogeneity and Reverse Causality: The link between population growth and economic consequences is frequently bidirectional, with economic conditions influencing population dynamics and vice versa. Methodological hurdles arise when attempting to untangle causality in such connections.

Spatial Heterogeneity: Uttar Pradesh is a big and diversified state with considerable regional differences in population density, economic growth, and resource availability. Generalizing findings from one region to the entire state risks oversimplifying the complicated mechanisms at work.

Sampling Bias: People who are more tech-savvy or have regular internet access are more likely to participate in online surveys. This self-selection bias can distort the findings and may not be representative of the broader population.

3.Literature Review

(Ranjan et al., 2020) his extensive assessment digs into the complex dynamics of Uttar Pradesh's economic landscape, with an emphasis on structural changes and population growth trends. Uttar Pradesh is India's most populated state, accounting for 16.4 percent of the country's total population. Examining the state's income structure reveals a notable reduction in the primary sector's contribution, which currently accounts for 41 percent of state income, even though it still employs 73 percent of the total workforce. The study emphasizes the critical importance of land, natural resources, and the environment in regional development, highlighting that their best use for economic progress is dependent on the populace's collective efforts. Furthermore, the study investigates the dynamic and diverse structure of Uttar Pradesh's demographic composition, recognizing the crucial role that age distribution plays in creating population characteristics. A thorough understanding of the working population and job participation rates is essential for casting light on the state's occupational distribution. This information is useful in determining the state's domestic product, sometimes known as "state income," especially for critical tertiary sectors. Using statistical methods of interpolation and extrapolation, the study illustrates the performance of states throughout time, with Kerala, Delhi, Himachal Pradesh, Goa, and Punjab always at the top. In contrast, states like Bihar, Jharkhand, Madhya Pradesh, Uttar Pradesh, Orissa, Rajasthan, and Chhattisgarh are at the bottom of the list. Despite rare progress in countries with poorer human development, the overall ranking remains largely steady, indicating that significant catching-up has not occurred quickly enough to transform the inter-state hierarchy.

Most populous state in the world is Uttar Pradesh with an astonishing population exceeding 200 million people. Following closely behind are Maharashtra and Bihar, both in India, with populations of more than 100 million. West Bengal and Madhya Pradesh have populations of more than 90 million and 80 million, respectively, reinforcing India's numerical dominance. Outside of India, Mexico State emerges as a prominent participant, with a population of more than 16 million, while Lagos State in Nigeria, with over 15 million people, represents Africa's representation in the top ten. São Paulo State in Brazil has a population of over 45 million, highlighting South America's contribution to global population (Giles-Corti et al., 2016). These states serve as cultural, economic, and societal epicentres, each dealing with the

opportunities and challenges that come with governing such large populations. From rapid urbanization to infrastructure demands and social welfare needs, these regions play crucial roles in shaping the trajectory of their respective countries and the world at large.

(Bhimrao et al., 2021) in his study emphasizes on the importance of the Uttar Pradesh economy in India's overall development. As one of the largest states with a significant market potential and economically strong Uttar Pradesh can serve as a catalyst for the nation's progress. However, the state's economic development has lagged other regions, providing hurdles to reaching its full potential. The trend of Gross State Domestic Product (GSDP) growth among states in recent years shows an overall acceleration in growth, albeit the distribution of this gain appears to benefit slower-growing states. Despite an overall increase in growth rate, the distribution of gains remains uneven, with only a few people benefiting. Uttar Pradesh, the second-largest economy in the country, has the second-lowest per capita income, indicating a state with enormous potential but struggling to achieve significant growth. The paper underlines the importance of policy involvement in promoting economic growth. While Uttar Pradesh has seen some growth, it confronts hurdles in ensuring that benefits are spread fairly. The state's modest economic growth, along with an increasing population, makes it difficult to provide basic services. Uttar Pradesh's economic growth has historically underperformed the national average, owing to deficits in infrastructure, education, and health indicators. Given the country's urgent need to achieve double-digit growth targets, the literature emphasizes the need of enhancing growth and development in Uttar Pradesh. Addressing the state's economic issues is critical not only for its own success, but also for India's overall economic objectives. The study thus gives a complete assessment of Uttar Pradesh's economic landscape, suggesting deliberate reforms to move the state toward long-term and equitable development.

(Prakash Mishra Ganpat Sahai College Sultanpur et al., 2020) studied Uttar Pradesh's socioeconomic development after reform, stressing the importance of social and economic principles in shaping human resources. To accomplish this, the study uses a variety of approaches and statistical analysis. The socioeconomic profile of Uttar Pradesh is examined by calculating decadal growth rates, compound annual growth rates, and creating time series graphs. The economic profile is presented using real GDP at factor cost, whereas the social

side is measured using government spending on education and health as a percentage of GDP. The study's findings create a troubling picture, demonstrating a low level of human development and, as a result, a lack of progress in Uttar Pradesh's economy. A novel insight arises, demonstrating a decrease in the average performance of both the economic and social sectors between 2012 and 2020. This decline has been noted as a substantial contributor to the continuance of challenges such as unemployment, poverty, and inequality in the state. The report finishes by underlining the importance of adequate policy actions for addressing Uttar Pradesh's socioeconomic backwardness. A specific call is issued to focus on the development of the masses at the bottom of the pyramid, emphasizing the significance of targeted actions to help the most vulnerable members of the society. This research gives a comprehensive overview of Uttar Pradesh's socioeconomic issues following reform. It not only identifies the challenges, but also emphasizes the need of policy responses in promoting development and alleviating the state's persistent problems.

(Verma Ashok Gulati Siraj Hussain, 2017) researched into the complexities of food security and population expansion, an issue that has become a source of heated discussion in the modern world. The notion of food security, which is based on four critical pillars—food availability, food stability, food accessibility, and food utilization—serves as the framework for analysing the state of Uttar Pradesh. This study focuses on Uttar Pradesh, as opposed to the state's more agriculturally and industrially developed Central and Western regions. The study covers several aspects of food security, including the effects of population expansion and population pressure. Notably, Pratapgarh appears as a district with excellent food security, standing out from the four districts with low food security. Twenty-two districts are classified as having moderate food security, with a delicate balance that could tip towards low food security if the variables of food availability, stability, accessibility, and utilization change negatively. A significant finding emerges only Pratapgarh achieves excellent food security while maintaining moderate population pressure. Sant Kabir Nagar and Sant Ravidas Nagar, on the other hand, have poor food security and minimal population pressure. Furthermore, Pratapgarh stands out for its strong food security but moderate population increase, whereas Shrawasti has low food security and low population pressure. These findings emphasize the complex interplay between food security, population expansion, and pressure in Uttar Pradesh.

The identification of districts with various levels of food security lays the groundwork for targeted interventions and policy initiatives. This literature analysis thus adds vital insights to the ongoing discussion about food security by providing a region-specific perspective that considers the unique issues that Uttar Pradesh faces in today's scenario.

(Kumar Maurya & Shanker Kanaujiya, n.d.) Demography, economy, urbanization, gender, religion, politics, food and nutrition, health, and human rights are among topics covered in population growth and development study. The Indian census is an important tool for gathering detailed household-level data such as income sources, demographic factors, household items, and possession of durable goods. This study examines population growth and development dynamics in Uttar Pradesh (UP), a densely populated state in India. The study looks at several socio-demographic characteristics in all Uttar Pradesh districts. While some districts exceed several states in the country, others fall substantially below. Except for three eastern districts (Azamgarh, Jaunpur, and Deoria), Uttar Pradesh has seen an increase in the population sex ratio over the previous decade, but the child sex ratio has decreased, which is alarming. Across the state, all districts have more males than females, resulting in differences highlighted by the author's sex ratio-based district grouping. Literacy rates, a vital indication of societal development, have improved in Uttar Pradesh, growing from 56.3% in 2001 to 67.7% in 2011. Despite progress, no district has achieved 100% literacy, mirroring a larger national pattern. Access to banking services, on the other hand, is a positive factor, with high household participation in every UP district, albeit none exceeds the national average of 89.12%. Overall, while some Uttar Pradesh districts have shown remarkable development, discrepancies remain when compared to India as a whole and other developed states. Though demographic and family welfare metrics for the Uttar Pradesh's population are very low, certain districts outperform many states while others trail greatly. This underscores the need for targeted interventions to address disparities and foster inclusive development across the state.

(Sharma & Bisht, 2019) studied how Globalisation has had a huge impact on India's urban growth pattern, promoting economic progress and, as a result, increasing urbanization. The study focuses on Uttar Pradesh, one of the most populated states with a slow urban population growth rate. The purpose of this article is to gain a thorough understanding of the urbanization process, including trends, patterns, causes, and effects, using census data from 1901 to 2011.

The analysis reveals significant regional and temporal inequalities in the distribution of urban population. According to census data, the percentage of urban population increased significantly from 11.11% in 1901 to 22.28 percent in 2011. This transition can be linked to reasons including rapid industrialization, rural-urban migration, and other well-established variables. To describe the pattern of urbanization, the study divides districts into highly, moderately, less, and least urbanized districts based on their percentage of urban population in 2011, and compares them to global, national, and state-level urbanization trends. Since the turn of the century, Uttar Pradesh's urbanization process has moved slowly. In 1901, the state accounted for 21% of India's total urban population share, which dropped to 12.97% in 1991, 12.11% in 2001, and 11.80% in 2011. Over the decades, there were notable changes in urban growth rates, which ranged from considerable gains to abrupt reductions. The prevalence of urbanization is intimately linked to industrialization and economic expansion, which leads to urban development and employment creation. Despite a large urban population of 44.49 million, Uttar Pradesh's urbanization rate is slower than the national average, putting pressure on state and federal governments for basic facilities. The pattern of urbanization in Uttar Pradesh displays geographical discrepancies, with the eastern zone having lower levels of urbanization than the western zone. Ghaziabad and Gautam Buddha Nagar in western Uttar Pradesh have experienced increased urbanization because of their proximity to Delhi. In contrast, districts in the eastern section, such as Mainpuri, have lower levels of urbanization. To achieve balanced growth, it is critical to identify areas with economic potential and those that are underperforming. This implies an emphasis on selective urban growth, allocating resources according to economic viability and population needs. In addition, infrastructure development in underprivileged areas should be prioritized to promote equitable urban growth and resource distribution.

3.1. Population division in (Uttar Pradesh) India:

(Tiwari et al., 2023) Uttar Pradesh, has a demographic environment marked by a dynamic interplay between rural agrarian districts and thriving urban centres. This unique demographic mosaic reflects a rich tapestry of cultures, languages, and customs, with a diverse range of

ethnic groups living alongside and complementing the state's lively social fabric. Uttar Pradesh encompasses a wide range of lives, livelihoods, and goals, from the thriving metropolitan hubs of Lucknow, Kanpur, and Ghaziabad to the serene stretches of rural villages. The metropolitan centres of Uttar Pradesh, which serve as throbbing hubs of commerce, industry, and academia, are crucial to the state's demographic character. (Rathod & Dixit, 2020) Cities such as Lucknow, the state capital, Kanpur, known for its industrial prowess, and Ghaziabad, a booming commercial hub, attract migrants from all over the country in search of work and educational possibilities. The metropolitan landscape brims with diversity, generating a cosmopolitan ethos in which diverse cultures intersect, coalesce, and flourish. This urban dynamism drives economic growth, innovation, and social mobility, all of which contribute to Uttar Pradesh's emerging national identity. Simultaneously, rural areas form the backbone of Uttar Pradesh's agrarian economy, with agriculture providing a means of life for millions of people. (Aziz Faridi et al., 2020) Large areas of fertile land stretch across the rural hinterlands, supporting crops ranging from rice and wheat to sugarcane and pulses. The rural landscape personifies tradition and resilience, symbolizing centuries-old practices and familial relationships that are deeply anchored in the soil. Rural communities, despite the intrusion of modernity, have a strong connection to their agrarian past, preserving indigenous knowledge systems and communal customs passed down through generations. However, Uttar Pradesh's demographic story is not without obstacles. Persistent poverty, social inequality, and infrastructure shortages are strong impediments to inclusive growth and advancement. (*Prediction of Spreads of COVID-19 in India from Current Trend*, n.d.) Rural agricultural reliance, combined with inadequate access to education and healthcare, reinforces cycles of poverty and marginalization, limiting prospects for socioeconomic growth. Similarly, metropolitan areas face growing populations, strained public services, and limited infrastructure, worsening problems such as congestion, pollution, and urban expansion. Furthermore, Uttar Pradesh has significant healthcare inequities, with gaps in access to excellent medical treatments disproportionately affecting vulnerable communities. (Jatav et al., 2021) Despite concerted efforts to improve healthcare infrastructure and expand coverage, rural areas frequently lack adequate healthcare facilities, trained medical personnel, and essential resources, impeding efforts to address common health issues like malnutrition, maternal mortality, and infectious diseases. Navigating these complicated demographic trends, Uttar Pradesh seeks to chart a

course for inclusive growth and development, creating chances for all its residents to participate in and profit from the state's progress. Initiatives that attempt to improve rural livelihoods, increase agricultural productivity, and promote sustainable practices hope to move rural populations out of poverty. (Nguyen et al., 2019) Investing in urban infrastructure, education, and healthcare aims to improve the quality of life and expand opportunities for urban populations. Furthermore, initiatives to promote social cohesiveness, cultural diversity, and inclusive government are critical to creating a peaceful and equitable society. Uttar Pradesh works to build a sense of belonging and solidarity among its varied population by honouring its rich cultural past, encouraging intercommunity discussion, and empowering underprivileged groups. The state strives to accommodate the diverse needs and ambitions of its inhabitants through participatory decision-making processes and tailored interventions, ensuring that no one falls behind in the quest of progress. (Chauhan et al., 123 C.E.) Uttar Pradesh's demographic environment is defined by a dynamic interplay between rural agrarian traditions and urban modernism, resulting in a blend of heritage and transformation. Despite the obstacles faced by poverty, healthcare disparities, and infrastructure shortages, Uttar Pradesh continues to strive for inclusive growth and development. Uttar Pradesh strives to reach its full potential as a light of growth and prosperity for all its residents via coordinated efforts to empower communities, foster social cohesiveness, and promote equal opportunities.

3.2. Causes of Rapid population growth:

(Sadguru, 2021) Uttar Pradesh's rapid population growth is a complex issue caused by a complex combination of socioeconomic, cultural, and historical influences. Uttar Pradesh is not just India's most populous state, but also one of the world's most densely populated regions. Uttar Pradesh, with a population of over 200 million people, faces significant overpopulation issues, including limited resources, inadequate infrastructure, and social inequalities. High birth rates are a major contributing element to Uttar Pradesh's rapid population growth. Cultural norms, limited access to education, poverty, and gender imbalance all contribute to this issue. Traditional norms and societal expectations in many parts of Uttar Pradesh encourage larger families, with children considered as labour assets, economic

support, and social security in old age. (Upadhyay et al., 2019) Furthermore, early marriage, particularly among girls, encourages premature pregnancy and larger family sizes. The high birth rate in Uttar Pradesh is largely due to poverty and a lack of education. Poverty makes it difficult to obtain contraception and family planning services, while a lack of education reinforces the cycle of poverty and high fertility rates. Many rural districts in Uttar Pradesh have limited access to decent education, particularly for females, who are sometimes urged to prioritize household commitments above school. This lack of education decreases awareness of family planning methods and reproductive health, resulting in rapid population growth. (Sarif & Gupta, n.d.) Gender disparities contribute to Uttar Pradesh's high birth rate. Women frequently have minimal say over reproductive health decisions including family planning and contraception use. Cultural norms and patriarchal structures hinder women's autonomy, making it harder for them to get and use family planning services effectively. (Bhimrao & Singh, n.d.) Furthermore, early marriage and childbirth raise female fertility rates, reinforcing the overpopulation cycle. Despite efforts to promote family planning and reproductive health services, many parts of Uttar Pradesh, especially rural regions, continue to lack access. Health infrastructure deficiencies, such as a lack of qualified healthcare professionals and poor facilities, provide significant barriers to contraceptive and family planning consultations. Furthermore, cultural taboos and misconceptions about contraception hinder efforts to properly manage rapid population growth. (Nishant Bhanu et al., n.d.) Internal migration from rural to urban areas in Uttar Pradesh, as well as migration to other states in quest of employment opportunities, have an impact on population dynamics. While migration does not directly contribute to Uttar Pradesh's population growth, it does have an impact on urbanization and resource allocation, exacerbating already existing challenges with city infrastructure, housing, and healthcare services. (Awasthi et al., 2018) Addressing the root causes of Uttar Pradesh's rapid population growth will require a comprehensive approach that addresses socioeconomic disparities, promotes education, empowers women, and improves access to healthcare and family planning services. Investing in education, particularly for girls, is crucial to breaking the cycle of poverty and high fertility. (T. K. Srivastava et al., 2022) Uttar Pradesh can empower girls to make informed decisions about their reproductive health and family planning by providing them with access to high-quality education as well as opportunities for further education and employment. Furthermore, boosting gender equality

and women's empowerment are crucial to addressing Uttar Pradesh's high birth rate. Empowering women to make their own decisions and giving them access to reproductive health care can help to reduce fertility rates and promote smaller family size. (Tripathi & Agrawal, n.d.) Community-based programs targeted at boosting awareness about family planning and reproductive health can also help Uttar Pradesh deal with its rapidly growing population. Improving access to healthcare services, like as contraception and family planning counselling, is crucial for allowing Uttar Pradesh residents to make informed decisions regarding their reproductive health. This includes investing in health infrastructure, training healthcare practitioners, and effectively overcoming cultural barriers to healthcare access. (Ahirvar et al., n.d.) Rapid population growth in Uttar Pradesh, India, is a complex issue influenced by several social, cultural, and historical factors. Addressing these difficulties requires a comprehensive strategy that promotes education, empowers women, expands access to healthcare facilities, and raises awareness of family planning and reproductive health. By addressing the root causes of rapid population growth, Uttar Pradesh may contribute to sustainable development and improve the quality of life for its residents.

3.3. How Population growth Influence Uttar Pradesh GDP:

Population expansion has a multidimensional impact on the economy of Uttar Pradesh, India's most populous state, where demographic trends intersect with economic development imperatives. With its growing population, Uttar Pradesh presents a complicated landscape in which the relationship between population growth and GDP plays out across multiple dimensions (Mishra et al., 2019). At its heart, population increase magnifies both opportunities and difficulties for economic advancement, determining the course of Uttar Pradesh's economic development. One of the most obvious effects of population growth on Uttar Pradesh's GDP is an increase in the labour force. An increasing population means a larger pool of potential workers, which, if properly utilized, can boost economic activity and productivity. Uttar Pradesh has a sizable workforce at its disposal, providing the human capital required to drive growth in a variety of economic areas (Shahid Mazhar, 2019). However, the realization of this potential is dependent on variables such as education, skill development, and job

creation programs that allow the workforce to contribute meaningfully to economic output. Furthermore, population expansion increases the size of Uttar Pradesh's consumer market, creating chances for enterprises to expand operations and serve a wider customer base. The state's growing population increases demand for goods and services in industries including as retail, housing, healthcare, and entertainment, boosting economic activity, and driving GDP growth (*View of INDIAN SMALL INDUSTRIES (TERRACOTTA OF GORAKHPUR AND BANKURA) AND WOMEN ARTISAN IN DIGITAL AND COVID-19 ERA: A CASE STUDY ON THE TRADITIONAL HANDICRAFT IN UTTAR PRADESH, n.d.*). Businesses can take advantage of the purchasing power of Uttar Pradesh citizens by tapping into this enormous consumer market, boosting economic output, and contributing to overall prosperity. Furthermore, population increase can act as a spur for human capital production if expenditures in education, healthcare, and skills development are made. A well-educated and healthy workforce is critical for boosting innovation, productivity, and competitiveness. The expanding population of Uttar Pradesh provides a chance to engage in human capital development, consequently improving the workforce's skills, knowledge, and capacities. By focusing on education and healthcare efforts, the state can provide its inhabitants with the tools and resources they need to effectively contribute to economic growth and development (Ahmed et al., 2019). Furthermore, population expansion increases demand for infrastructure and public services, which encourages investment in sectors such as transportation, healthcare, education, and utilities. As the population grows, so does the demand for basic services and amenities that ensure a good standard of living. Uttar Pradesh must invest in infrastructure development and capacity growth to fulfil rising service demand and the demands of its population. By filling infrastructural gaps and boosting service delivery, the government can foster economic growth and development. However, significant population increase poses a challenge to Uttar Pradesh's economic development trajectory (Bhatt et al., 2020). Natural resource depletion, environmental deterioration, and stresses on public services can all stymie long-term development initiatives and worsen socioeconomic inequality. Furthermore, income distribution impacts caused by population increase can influence consumption habits, savings behaviour, and investment decisions, influencing overall economic growth dynamics (Yadav et al., 2019). Uttar Pradesh must address these issues through focused policy interventions and inclusive development plans that encourage sustainable resource management and equitable

economic growth. Population increase is critical in influencing Uttar Pradesh's GDP trajectory, bringing both possibilities and obstacles for economic progress. The state may open new pathways for economic growth, productivity, and prosperity by leveraging the potential of its rising population through investments in human capital, infrastructure, and inclusive development initiatives (Priyadarshi et al., 2020). Effective population management methods, on the other hand, are required to meet the issues associated with rapid population expansion while also ensuring long-term sustainable and equitable development. Uttar Pradesh's ability to navigate the complex interplay between population growth and economic development will determine its success in achieving its vision of a prosperous and inclusive future for all its residents.

3.4. Uttar Pradesh government plan for Population growth and Economy:

The Uttar Pradesh government has embarked on an ambitious journey to propel the state towards economic prosperity, setting a target to achieve a \$1 trillion economy by 2027. This bold vision is underpinned by a multifaceted strategy geared towards self-reliance and robust economic growth. Central to this strategy is the allocation of a record-breaking budget of INR 6.9 lakh crore for the fiscal year 2023-24, emphasizing various sectors crucial for driving economic development. One of the key focuses is youth empowerment and fostering a vibrant startup ecosystem. With an allocation of INR 100 crore for seed funds and significant support for incubators, the state aims to nurture entrepreneurship across diverse sectors such as tourism, healthcare, education, agriculture, and energy (Verma Ashok Gulati Siraj Hussain, 2017). Complementing this initiative is a substantial investment of INR 60 crore in the Information Technology and Startups Policy. Infrastructure development stands as another cornerstone of Uttar Pradesh's economic roadmap, with an earmarked allocation of INR 55,000 crore for vital projects including expressways, roads, and metros. This investment aims to position Uttar Pradesh as a well-connected hub within the country. Notable allocations include INR 30,000 crore for road and bridge construction, INR 2,588 crore for widening state highways, and INR 3,000 crore for the Chief Minister's Urban Expansion and New City Promotion Scheme. Moreover, marquee projects like the Kanpur Metro and Agra Metro

receive significant funding, alongside support for the Regional Rapid Transit System (RRTS) and new expressway projects in Jhansi and Chitrakoot. Agriculture, being a crucial sector, receives substantial attention with incentives such as 100 percent subsidy on electricity bills for private tubewell consumers and the establishment of an Agriculture Accelerator Fund worth INR 20 crore to promote innovation in agri-tech startups. Leveraging its rich cultural heritage and historical sites, Uttar Pradesh aims to harness tourism opportunities for economic growth. In essence, the state's comprehensive plan underscores its commitment to youth empowerment, infrastructure development, agriculture, and tourism, all integral components in realizing its ambitious trillion-dollar economy goal (*Kumar Maurya & Shanker Kanaujiya, n.d.*).

Table 3.1: Population growth in Uttar Pradesh in a decade.

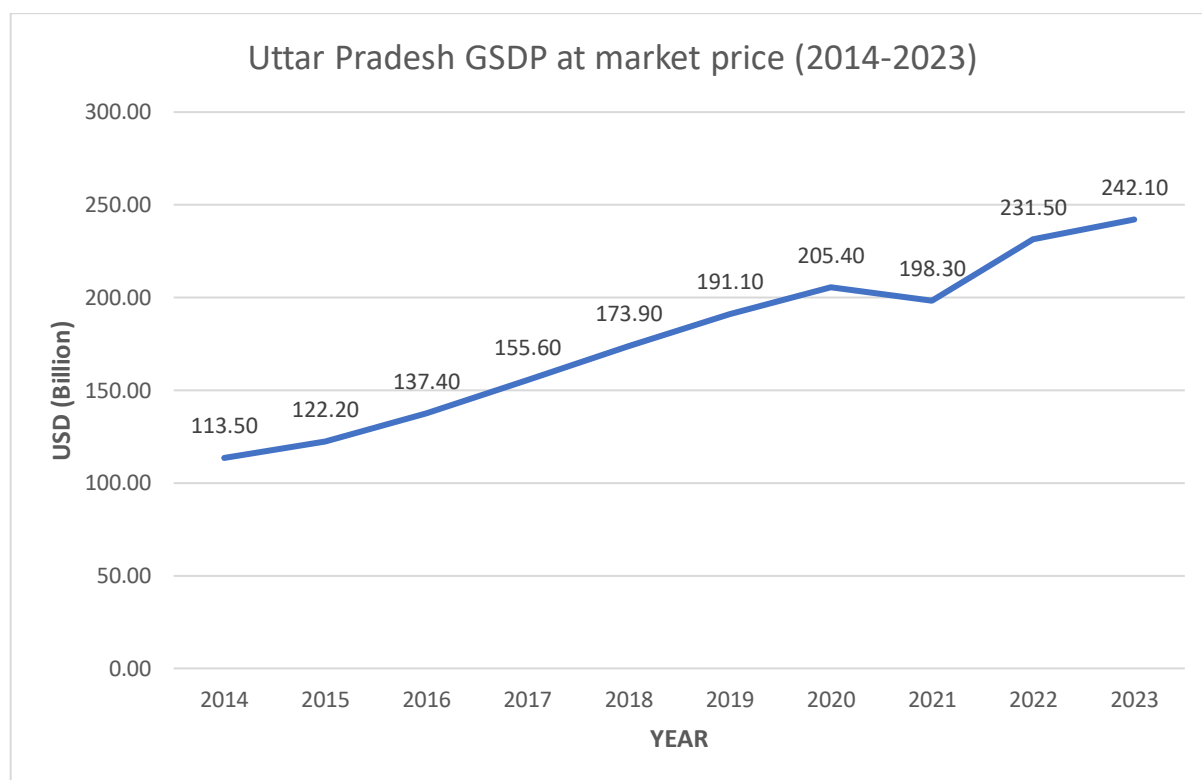
YEAR	GSDP at market price (USD Billion)	POPULATION (million)	POPULATION GROWTH RATE (%)	NATURAL GROWTH RATE (%)	DEPENDENCY RATIO (%)	TOTAL FERTILITY RATE (%)
2013-2014	113.50	207.81	1.5312	20.3	52.45	3.2
2014-2015	122.20	210.99	1.5313	20.2	51.64	3.1
2015-2016	137.40	214.23	1.5311	20.0	50.89	3.1
2016-2017	155.60	217.51	1.5315	19.9	50.29	3.0
2017-2018	173.90	220.84	1.5310	19.6	49.78	2.9
2018-2019	191.10	224.22	1.5311	19.6	49.25	2.9
2019-2020	205.40	227.65	1.5313	19.3	48.66	2.7
2020-2021	198.30	231.14	1.5311	19.3	47.84	2.4
2021-2022	231.50	234.68	1.4684	19.2	47.19	2.4
2022-2023	242.10	238.26	1.2878	19.1	46.53	2.4

Source: <https://updes.up.nic.in/> and <https://www.ceicdata.com/en/india/population/population-uttar-pradesh>

The table shown depicts a thorough timeline of demographic shifts from 2014 to 2023, meticulously recording population data in millions for each year. The population began at 207.81 million in 2014 and continued to grow steadily, reaching 210.99 million in 2015. The population continued to grow steadily in the years that followed, reaching 214.23 million in 2016 and 217.51 million by 2017. The rising trend continued unabated, with 220.84 million souls recorded in 2018, followed by 224.22 million in 2019. As the calendar flipped to 2020, the population had risen to 227.65 million, marking another milestone in this story of expansion. By 2021, the population had grown to 231.14 million, and the pace showed no signs of slowing, with the figure rising to 234.68 million in 2022. Finally, in 2023, the

population reached a peak of 238.26 million, demonstrating the long-term trend of growth. This continuous ascent, marked by gradual gains of around 3 to 4 million people each year, demonstrates a strong and sustained population growth rate over the measured period. Such demographic dynamics have far-reaching ramifications for many aspects of society, including economic paradigms, social structures, and infrastructure imperatives. Understanding and extrapolating from these demographic changes is critical for policymakers, urban planners, and stakeholders. Such insights provide critical knowledge for orchestrating coherent policies, defining resource allocation strategies, and launching infrastructure development programs that are consistent with the growing needs of an expanding population. Furthermore, these demographic insights serve as the foundation for anticipating future trends, allowing for proactive responses to the changing demands and issues connected with population expansion.

Graph 3.1: Uttar Pradesh GSDP at market price.



Source: Own compilation.

The line graph includes Gross State Domestic Product (GSDP) of Uttar Pradesh at market prices, denoted in billions of US dollars, for the years 2014 to 2023. This data provides a thorough snapshot of a certain region's or state's economic performance over the last decade. Beginning in 2014 with a GSDP of \$113.50 billion, the economic landscape has seen a constant increasing trend in successive years. By 2015, the GSDP had grown to \$122.20 billion, a significant growth. This trend continued with amazing velocity, as indicated by a significant increase to \$137.40 billion in 2016 and a subsequent increase to \$155.60 billion in 2017. The following years, 2018 and 2019, continued this strong growth pattern, with GSDP figures reaching \$173.90 billion and \$191.10 billion, respectively. In 2020, the economic environment demonstrated resiliency in the face of severe global difficulties, with GSDP hitting \$205.40 billion. However, a tiny break from this growing trend was noticed in 2021, when the GSDP fell to \$198.30 billion. Nonetheless, this decrease looks to be temporary, as evidenced by the ensuing comeback in 2022, when the GSDP jumped to \$231.50 billion. Finally, by 2023, the economic environment had expanded significantly, resulting in a GSDP of \$242.10 billion, representing strong decade-long growth. This data demonstrates the region's economic resilience and vitality, reflecting both obstacles and possibilities encountered throughout the observed time. Such insights are useful for politicians, economists, and stakeholders alike since they provide a detailed understanding of economic trends and enable informed decision-making for future development initiatives.

4. Practical part

4.1. Multiple regression model:

Image 4.1: Regression Analysis.

SUMMARY OUTPUT								
<i>Regression Statistics</i>								
Multiple R	0.997241782							
R Square	0.994491172							
Adjusted R Square	0.987605137							
Standard Error	4.942593299							
Observations	10							
ANOVA								
	<i>df</i>	<i>SS</i>	<i>MS</i>	<i>F</i>	<i>Significance F</i>			
Regression	5	17640.52309	3528.104617	144.4214505	0.000132038			
Residual	4	97.71691406	24.42922852					
Total	9	17738.24						
	<i>Coefficients</i>	<i>Standard Error</i>	<i>t Stat</i>	<i>P-value</i>	<i>Lower 95%</i>	<i>Upper 95%</i>	<i>Lower 95.0%</i>	<i>Upper 95.0%</i>
Intercept	-2669.221523	1936.87358	-1.378108283	0.240237689	-8046.844694	2708.401647	-8046.844694	2708.401647
POPULATION (million)	9.072917631	3.716920235	2.440977222	0.071133432	-1.246907363	19.39274263	-1.246907363	19.39274263
POPULATION GROWTH RATE (%)	9.37107826	37.42316184	0.250408512	0.814607295	-94.53227624	113.2744328	-94.53227624	113.2744328
NATURAL GROWTH RATE (%)	-15.44741042	29.40309945	-0.525366737	0.627103666	-97.08350197	66.18868112	-97.08350197	66.18868112
DEPENDENCY RATIO (%)	19.13063195	15.42230917	1.240451851	0.282596715	-23.68856284	61.94982675	-23.68856284	61.94982675
TOTAL FERTILITY RATE (%)	60.11875427	22.26856612	2.699713756	0.054110366	-1.708697128	121.9462057	-1.708697128	121.9462057

Source: Own compilation

Explanation: The regression analysis provides a comprehensive understanding of the relationships between independent variable and the dependent variables.

Multiple R: 0.9972 This value represents the correlation between the independent variables and the dependent variable. It's close to 1, indicating a strong positive linear relationship.

R Square: 0.9945 Also known as the coefficient of determination, this indicates the proportion of the variance in the dependent variable that is predictable from the independent variables. A value of 0.9945 suggests that 99.45% of the variability in the dependent variable is explained by the independent variables.

Adjusted R Square: 0.9876 This adjusts the R Square value for the number of predictors in the model, penalizing for adding unnecessary variables. It's still high, indicating a good fit.

Standard Error: 4.9426 This represents the average deviation of the observed values from the regression line. It gives a measure of the accuracy of the prediction.

Observations: 10 The number of data points used in the regression analysis.

ANOVA (Analysis of Variance):

Regression: SS (Sum of Squares): 17640.52 MS (Mean Square): 3528.10 F (F-statistic): 144.42 Significance F: 0.000132 These values indicate the significance of the regression model. The F-statistic tests the overall significance of the regression model, and the low p-value indicates that the regression model is significant.

Residual: SS (Sum of Squares): 97.72 MS (Mean Square): 24.43 These values represent the differences between the observed and predicted values.

Total: df: 9 SS (Sum of Squares): 17738.24 This is the total variation in the dependent variable.

Coefficients: These coefficients represent the estimated regression equation:

Intercept: -2669.22

POPULATION (million): 9.07

POPULATION GROWTH RATE (%): 9.37

NATURAL GROWTH RATE (%): -15.45

DEPENDENCY RATIO (%): 19.13

TOTAL FERTILITY RATE (%): 60.12

Each coefficient indicates the change in the dependent variable associated with a one-unit change in the respective independent variable, holding other variables constant. The t-statistic and p-value help assess the significance of each coefficient. A low p-value (<0.05) indicates that the coefficient is significant. The interpretation of the results should consider both statistical significance and practical significance, especially for coefficients with p-values close to the significance threshold.

4.2. Survey Data

In June 2023, a thorough survey was done under the expert supervision of thesis supervisor, focused on the vital subject of population growth in Uttar Pradesh. Despite continued data gathering efforts, the survey remains active, with a limited yet interesting pool of 100 replies so far. However, this figure pales in compared to the massive population of Uttar Pradesh, which exceeds 200 million people. While the poll provides insight into the attitudes of Uttar Pradesh residents on population growth, it is critical to recognize its limitations. Indeed, the findings are illustrative rather than comprehensive in terms of the state's different perspectives. The questionnaire is intended to elicit valuable thoughts and opinions and serves as a tool for studying the complex dynamics surrounding population growth in Uttar Pradesh and its impact on its economy. The survey observations are illustrative because getting enough responses so the results can be representative is a long and complicated process.

Here's a breakdown of the questions and their purpose:

Demographic Information: Demographic information is important in the survey since it provides critical information about the participants. The survey's goal is to gain a full knowledge of the respondents' different origins and opinions by asking questions about gender, age, occupation, and educational level. To begin, inquiring about gender enables for the detection of any gender-based trends or discrepancies in replies, allowing for a more sophisticated study of the data. (Hasan et al., 2020) Age demographics reveal how perspectives range between age groups, allowing researchers to determine whether certain attitudes or opinions are more widespread in specific age cohorts. Similarly, acquiring information about respondents' occupations aids in determining how people with various professional backgrounds perceive the issue of population growth in Uttar Pradesh. For example, replies from healthcare experts may provide unique insights into the healthcare difficulties connected with population expansion, whereas responses from educators may throw light on the influence on the educational sector. (Id et al., 2019) Furthermore, understanding the educational level of participants enables researchers to analyse responses in connection to respondents' educational levels. This can aid in determining whether there are any relationships between educational attainment and perceptions of population increase, as well as any discrepancies in knowledge or understanding of the issue across different educational backgrounds. The demographic information section is an important tool for categorizing and evaluating replies based on demographic parameters, hence increasing the depth and breadth of the research findings. Researchers can ensure that the survey captures a varied variety of opinions by accounting for numerous demographic variables, resulting in a more complete knowledge of population growth in Uttar Pradesh.

Understanding of Population Growth: The understanding of population expansion part is designed to assess respondents' understanding of this essential subject. It begins by giving different definitions of population increase and prompting participants to choose the one that best fits their needs. (Balaganesh et al., 2019) Population growth is defined as an increase in the number of people living in a specific location over time. The survey's goal is to elicit various perceptions of this subject from respondents by offering multiple meanings. These criteria may include elements such as demographic shifts, birth rates, death rates, migration

patterns, and urbanization trends, among others. This question serves a variety of functions. For starters, it allows us to examine participants' knowledge and understanding of population increase. This information is critical for interpreting future reactions to population dynamics and related challenges. (Ahmed et al., 2019) Furthermore, by providing alternative definitions, the poll recognizes the varied character of population expansion and the various points of view that individuals may hold. This approach allows for varying degrees of knowledge and skill among respondents, ensuring that the survey captures a diverse variety of perspectives. Furthermore, asking participants to select the best appropriate term promotes critical thinking and reflection on the intricacies of population dynamics. It invites respondents to evaluate the numerous variables driving population increase and to determine which definition best fits their understanding and experiences. Overall, the section on comprehending population growth is critical in creating the framework for the survey, giving researchers with significant information into respondents' perceptions of this important demographic issue. By clarifying and contextualizing the concept of population growth from the start, the survey prepares the groundwork for a more educated and nuanced consideration of associated concerns throughout the questionnaire.

Perception of Population Growth as an Issue: The segment concentrating on the perception of population expansion as an issue seeks to capture respondents' subjective views on the importance and relevance of population growth in the context of Uttar Pradesh. The poll aims to elicit a range of ideas and attitudes concerning population growth in the region by asking a direct question about whether people perceive it as a significant worry. This question is a critical component of the survey because it provides us with useful information about respondents' awareness and worry about population growth in Uttar Pradesh. We can determine the extent to which population growth resonates with the public and shapes their opinions of broader societal concerns by assessing whether people regard it as a significant issue. (Bhatt et al., 2020) Furthermore, understanding how people see population increase as a concern might help to determine how much it is prioritized in public discourse and policy. We can determine the level of attention and resources that may be dedicated to tackling population-related issues in the region based on the responses of respondents. Furthermore, this question lays the groundwork for later survey questions by building a fundamental grasp

of respondents' opinions toward population expansion.(Yadav et al., 2019) Depending on whether people consider it a big worry, researchers can create follow-up questions to go deeper into specific variables contributing to population growth or to examine alternative solutions and interventions. Overall, by asking respondents about their perceptions of population growth as a problem, this component of the survey gives significant insights into public mood and priorities surrounding demographic dynamics in Uttar Pradesh. It establishes the framework for a more nuanced examination of population-related concerns and possibilities in the region, which will eventually impact policy development and decision-making processes.

Factors Contributing to Population Growth: The part on causes contributing to population growth is an important component of the survey, as it aims to shed light on the numerous variables affecting demographic trends in Uttar Pradesh. The poll aims to obtain a thorough picture of the dynamics driving population growth by inviting respondents to identify the key variables they believe contribute to it. This question acknowledges that population increase is a complicated and varied subject driven by a variety of social, economic, cultural, and political variables. (Priyadarshi et al., 2020)Asking respondents to choose from a list of probable contributors, the poll recognizes the wide range of factors that may influence population trends in Uttar Pradesh. The addition of this question serves numerous functions. For starters, it gives academics significant insights into the perceived drivers of population rise according to the respondents. Identifying the major variables as seen by the people allows academics to acquire a better grasp of the underlying determinants driving demographic changes in the region. (Sharma & Bisht, 2019)Furthermore, this inquiry helps to identify major areas of concern and action priorities. By identifying the elements that are most important in driving population increase, policymakers and stakeholders can adjust interventions and policies to effectively address the core causes of demographic concerns. Furthermore, by allowing respondents to mention additional reasons not listed in the survey, this question allows a wide range of opinions and recognizes that population dynamics are influenced by a variety of local, regional, and global causes. (Id et al., 2019)The section on variables leading to population growth is critical in understanding the underlying causes of demographic changes in Uttar Pradesh. By recognizing and comprehending these characteristics, academics and

policymakers can devise informed policies and interventions to promote sustainable population dynamics and socioeconomic growth in the region.

Awareness of Government Policies: The part on government policies related population increase seeks to measure respondents' knowledge of existing government programs and actions designed to address demographic concerns in Uttar Pradesh. The poll aims to assess the level of public awareness and participation with government activities in this area by asking participants if they are aware of any such policies or programs. This question is an important inquiry within the survey because it offers researchers with significant insights about the accessibility and dissemination of information about population-related policies and activities(Husain & Moinuddin Chishti, n.d.). We can assess the success of communication techniques and outreach activities used by authorities to engage the public on this topic by measuring the extent to which respondents are aware of government initiatives. Furthermore, evaluating respondents' awareness of government policies enables us to determine the extent to which these initiatives are seen as significant and effective by the population. Policymakers can refine communication methods and increase public engagement by identifying knowledge or awareness gaps, ensuring that population-related policies are in line with the community's needs and objectives. Furthermore, this question sets the stage for subsequent survey questions by providing background on respondents' awareness of government involvement. (Balaganesh et al., 2019)Depending on the replies of participants, we can construct follow-up questions to investigate views of policy efficacy, implementation difficulties, and suggestions for improvement. By questioning respondents about their awareness of government initiatives addressing population growth, this component of the survey gives important insights into public engagement and comprehension of demographic concerns in Uttar Pradesh. It provides as a framework for assessing the efficiency of policy communication and implementation techniques, ultimately informing efforts to promote long-term population dynamics and socioeconomic growth in the region.

Importance of Controlling Population Growth: The segment on the importance of limiting population increase seeks to assess the perceived significance of population management techniques within the context of Uttar Pradesh's development trajectory. The poll aims to assess public attitudes and awareness about the role of demographic dynamics in affecting

socioeconomic advancement by inviting respondents to express their views on the relevance of managing population increase(U. Srivastava et al., 2019). This question is a critical component of the survey because it reveals important information about how people perceive the relationship between population dynamics and development results in Uttar Pradesh. Researchers can determine the degree to which respondents acknowledge demographic variables as influential determinants of socioeconomic well-being by polling them on the perceived importance of population growth control. Furthermore, assessing respondents' viewpoints on the necessity of population control allows researchers to determine the amount of public awareness and engagement with population management methods. By determining whether people regard population-related actions as key components of development agendas, officials can modify policies and programs to reflect popular feelings and priorities(Kumar Murya & Shanker Kanaujiya, n.d.). Furthermore, this topic allows for the study of underlying beliefs and attitudes about population dynamics and their implications for development. We can unearth underlying motivations, worries, and goals that impact public attitudes about demographic issues by asking respondents to express their feelings about the relevance of population management. By asking respondents on their perceptions of the importance of regulating population growth, this section of the survey gives crucial insights into Uttar Pradesh's public understanding, attitudes, and objectives regarding demographic dynamics(Khan, 2019). It serves as a foundational inquiry for understanding the relationships between population trends and development goals, ultimately driving evidence-based policy formation and strategic planning initiatives targeted at supporting long-term socioeconomic improvement in the region.

Consequences of Unchecked Population Growth: The section on the repercussions of unrestrained population expansion aims to provide light on the potential effects of demographic trends that have gone neglected in Uttar Pradesh. The survey's goal is to gain a thorough understanding of the complex effects of demographic dynamics on various aspects of society and the environment by pushing respondents to identify potential consequences of unrestrained population expansion(Bhimrao et al., 2021). This question is crucial to the survey because it offers us with useful information into the perceived hazards and challenges connected with unregulated population increase in Uttar Pradesh. We can acquire a better

grasp of the relationship between demographic changes and socioeconomic development outcomes in the region by eliciting answers about probable repercussions. By assessing respondents' perspectives of the implications of unregulated population expansion, we can assess public awareness and concern about population-related issues. Policymakers can create targeted actions and policies to prevent negative consequences and promote sustainable population dynamics by recognizing potential risks and vulnerabilities. This question makes it easier to investigate the broader societal and environmental consequences of demographic trends. We can unearth underlying concerns and priorities that impact public attitudes about population dynamics and inform decision-making processes by asking respondents to express their opinions on probable consequences (Verma Ashok Gulati Siraj Hussain, 2017). By questioning respondents about their beliefs of the implications of unregulated population expansion, this component of the survey gives vital insights into public understanding, attitudes, and priorities about demographic concerns in Uttar Pradesh. It serves as a foundational inquiry for understanding the complex interactions between population dynamics, socioeconomic development, and environmental sustainability, ultimately informing evidence-based policy formulation and strategic planning efforts aimed at fostering resilient and inclusive communities throughout the region.

Challenges in Accessing Healthcare Services: The section on challenges in accessing healthcare services seeks to investigate the various impediments that individuals may face while seeking medical care, particularly in the context of Uttar Pradesh's population growth patterns. The study aims to uncover significant issues affecting healthcare accessibility and utilization in the region by asking respondents if they have experienced difficulties accessing healthcare services because of population expansion. This question is critical to the survey because it offers us with vital information into the real-world effects of population expansion on healthcare delivery systems (Giles-Corti et al., 2016). We can acquire a better grasp of the unique hurdles people face when seeking medical treatment by requesting comments to observed challenges, such as congested facilities, excessive wait periods, or a shortage of healthcare practitioners. Furthermore, examining respondents' opinions of healthcare accessibility allows us to determine the extent to which population-related factors influence healthcare delivery in Uttar Pradesh. Identifying areas of concern allows policymakers and

healthcare authorities to implement targeted actions to solve systemic inefficiencies and improve healthcare access for all citizens. This inquiry opens the possibility of investigating broader implications for public health outcomes and healthcare fairness. We can find underlying discrepancies and vulnerabilities that may worsen health inequities and impede efforts to achieve universal healthcare coverage by encouraging respondents to share their observations(Sadguru, 2021). This portion of the survey provides crucial insights into the interaction of population growth, healthcare delivery, and public health outcomes in Uttar Pradesh by asking respondents about their experiences with access to healthcare services. It serves as a foundational inquiry for identifying systemic barriers and informing evidence-based strategies to enhance healthcare access and promote equitable health outcomes for all residents in the region.

Impact on Quality of Education: The section on the impact on educational quality tries to assess how population increase is believed to influence educational achievements in Uttar Pradesh. The poll aims to offer light on the intricacies of demographic changes and their implications for educational institutions and outcomes by analysing respondents' impressions of their influence. This question is critical to the survey because it provides us with significant information on how population increase is believed to interact with educational quality and access(Upadhyay et al., 2019). We can acquire a better grasp of the problems and opportunities that demographic trends bring for educational institutions and stakeholders in Uttar Pradesh by polling people about their perceived influence. Analysing respondents' perceptions of the impact on educational quality enables us to analyse the extent to which population-related pressures influence the delivery and efficacy of educational services. By identifying areas of concern, policymakers and educators can create targeted interventions to address systemic issues and improve educational quality for all children. Furthermore, this subject allows for the investigation of broader consequences for social mobility and economic development. We might identify underlying disparities and vulnerabilities that may impede educational achievement and perpetuate inequities across communities by asking respondents to share their perspectives(Prakash Mishra Ganpat Sahai College Sultanpur et al., 2020). This component of the survey, by querying respondents about their impressions of the impact on the quality of education, gives crucial insights into the junction of population increase,

educational outcomes, and socioeconomic development in Uttar Pradesh. It serves as a foundational inquiry for identifying systemic barriers and informing evidence-based strategies to enhance educational access, equity, and quality for all residents in the region.

Strain on Infrastructure: The section on infrastructure strain tries to investigate if respondents in Uttar Pradesh have encountered any obstacles or constraints on key public services and amenities because of population increase. The survey's goal is to identify significant regions where demographic changes may place additional demands on essential infrastructure systems by asking respondents if they have detected any strain on infrastructure(Ranjan et al., 2020). This question is essential to the survey because it gives us significant information into the concrete effects of population expansion on the region's infrastructure. We can acquire a better knowledge of the exact locations where population-related pressures are most severe by requesting feedback on observable strains, such as transportation networks, utilities, and public amenities. Analysing respondents' perceptions of infrastructure strain enables researchers to determine the degree to which population increase affects the supply and maintenance of key services(Sarif & Gupta, n.d.). Policymakers and urban planners can implement targeted interventions to alleviate infrastructure shortcomings while also improving the resilience and sustainability of public infrastructure systems by identifying areas for concern. Furthermore, this question allows for a more in-depth examination of the implications for urbanization and environmental sustainability. We can identify underlying difficulties and vulnerabilities that may impede attempts to build liveable and resilient communities in the face of fast population expansion by allowing respondents to share their findings(Bhimrao & Singh, n.d.). This portion of the survey, which questions respondents about their views of strain on infrastructure, gives crucial insights into the junction of population increase, urban development, and public service provision in Uttar Pradesh. It provides as a starting point for identifying significant areas of concern and developing evidence-based initiatives to improve infrastructure resilience and promote sustainable urbanization in the region.

Demand for Housing and Real Estate: The part on housing and real estate demand seeks to determine whether respondents believe there is an increase in demand for residential properties and real estate assets because of Uttar Pradesh's population expansion. By asking

respondents if they have noticed an increase in demand, the study hopes to get insights into the dynamics of the housing market and urban growth because of demographic changes. This question is significant in the survey because it offers us with useful insights into how the housing market responds to population expansion(Nishant Bhanu et al., n.d.). We can acquire a better knowledge of how demographic trends influence housing choices, price, and availability in Uttar Pradesh by polling people about their perceived demand. Furthermore, assessing respondents' estimates of housing demand enables us to measure how population expansion affects the real estate business. By understanding housing demand patterns, policymakers, urban planners, and developers can adjust measures to meet housing demands, promote affordability, and alleviate housing shortages in quickly increasing metropolitan areas. Furthermore, this subject enables the investigation of broader consequences for urban growth and land use planning(Awasthi et al., 2018). By allowing respondents to contribute their insights, we can find underlying difficulties and opportunities that may impact the region's future housing markets and urban landscapes. This portion of the survey provides vital insights into the convergence of population growth, housing dynamics, and urban development in Uttar Pradesh by asking respondents about their impressions of housing and real estate demand. It provides as a starting point for recognizing new patterns and developing evidence-based initiatives to solve the region's housing affordability and accessibility concerns.

Impact on Employment Opportunities: The part focused on the impact on employment opportunities seeks to assess how population growth is considered to affect job availability and prospects in Uttar Pradesh. The poll aims to elicit insights into the complicated interaction between demographic trends and labour market dynamics by analysing respondents' opinions of this impact. This question is critical to the survey because it gives us significant insights into how population expansion is believed to interact with employment prospects and economic progress(T. K. Srivastava et al., 2022). We can acquire a better grasp of the challenges and possibilities that demographic shifts bring for the Uttar Pradesh labour market by requesting feedback on perceived impact. Understanding respondents' impressions of the influence on work opportunities enables us to analyse how population increase affects job creation and income generation. Policymakers and workforce development organizations can identify areas of concern and implement focused interventions to alleviate skill gaps, promote

job training programs, and encourage economic growth in critical industries. This topic allows us to investigate broader implications for social mobility and poverty alleviation. We might reveal underlying inequities and vulnerabilities that may impede equitable access to job opportunities and attempts to promote inclusive economic growth by encouraging respondents to share their perspectives (Tripathi & Agrawal, n.d.). This portion of the survey provides vital insights into the junction of population expansion, labour market dynamics, and socioeconomic development in Uttar Pradesh by questioning respondents about their impressions of the influence on employment prospects. It serves as a basic investigation for identifying new patterns and informing evidence-based initiatives to promote job development, economic success, and social inclusion throughout the region.

Impact on Economic Development: The impact on economic development section seeks to assess the perceived influence of population growth on Uttar Pradesh's overall economic trajectory. The study aims to unearth insights into how demographic patterns are considered to determine larger economic results in the region by seeking respondents' perceptions about whether population expansion has influenced economic development (Ahirvar et al., n.d.). This question is critical to the survey because it gives us significant information into popular perceptions of the relationship between population expansion and economic success. We might acquire a better grasp of the perceived benefits and problems connected with demographic changes in Uttar Pradesh by evaluating respondents' perceptions about their impact on economic development. Understanding respondents' impressions of the impact on economic development enables us to determine how population expansion affects key economic indicators such as GDP growth, employment rates, and income levels. By identifying areas of concern, policymakers and economists can devise focused plans to capitalize on demographic changes for long-term economic growth and prosperity. This question encourages the investigation of broader implications for social welfare and poverty eradication (Jain, n.d.). We can reveal underlying inequities and vulnerabilities that may impede attempts to promote inclusive economic development and raise living conditions for all inhabitants by asking respondents to share their perspectives. This portion of the survey provides vital insights into the junction of population expansion, economic dynamics, and socioeconomic outcomes in Uttar Pradesh by investigating respondents' perceptions about the impact on economic

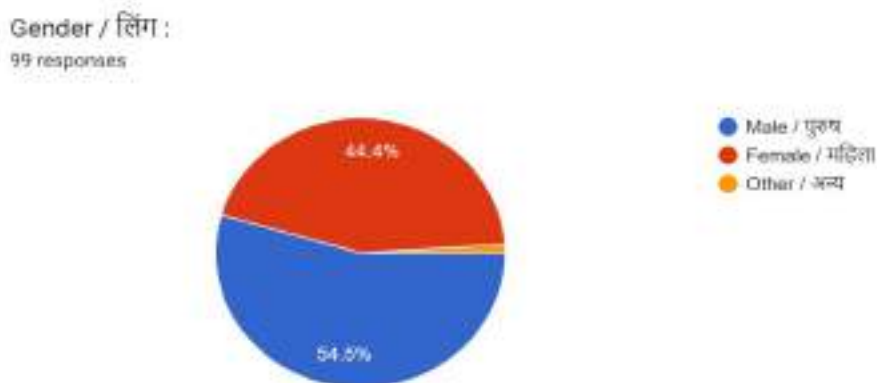
development. It serves as a basic investigation for identifying possibilities and constraints, as well as influencing evidence-based solutions to promote long-term economic development and prosperity in the region.

Environmental Issues Linked to Population Growth: Exploring the complex relationship between population increase and environmental concerns exposes a major concern, particularly in Uttar Pradesh, an area experiencing exponential demographic rise. This survey seeks to investigate the discernible environmental consequences of increasing population dynamics. The effects are evident, ranging from encroaching on natural ecosystems to increased reliance on resources such as water and electricity(Young et al., 2020). By allowing respondents to share their firsthand experiences, we hope to shed light on the complex intersections between population increase and environmental sustainability in Uttar Pradesh. Your thoughts will provide essential perspectives, leading attempts to ensure a peaceful coexistence between growing populations and the vulnerable ecosystems on which they rely.

This questionnaire aims to gather diverse perspectives on population growth and its implications for various aspects of life in Uttar Pradesh and its economy, ultimately contributing valuable insights to the research on this topic.

4.2.1. Survey analysis from the questionnaire:

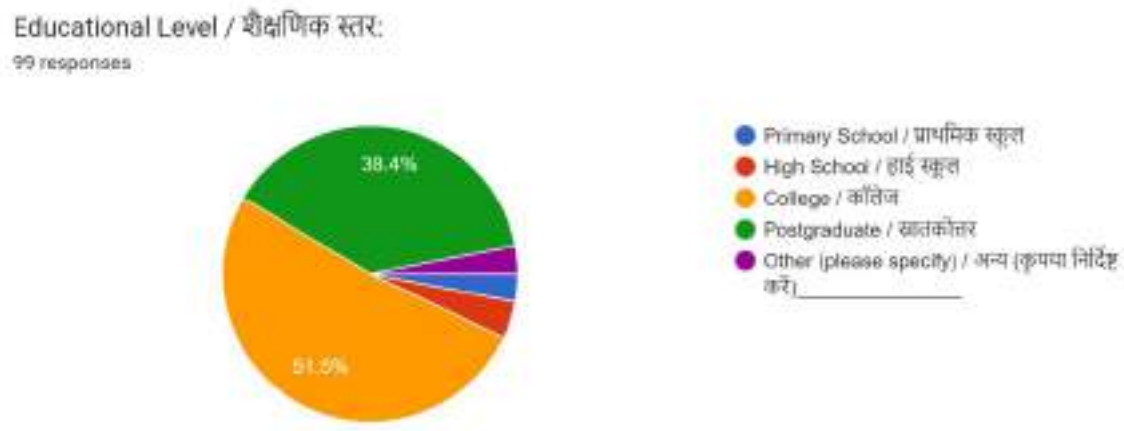
Graph 4.1: Gender distribution among respondents.



Source: Own survey <https://docs.google.com/forms/d/1YHmM466DM7GcS07qbYANzZxbCApFDISS-2wtpNnygws/edit>

The survey performed in Uttar Pradesh shows a significant gender distribution among respondents, with 54.5% identifying as male and 44.4% as female. This demographic insight reveals the region's dominant gender dynamics, with a somewhat larger proportion of males in the surveyed population. Such data not only defines the demographics of the questioned population, but also provides a prism through which to examine society structures, cultural norms, and potential inequities. Understanding these gender demographics is critical for creating targeted interventions, developing inclusive policies, and promoting equitable development across multiple sectors in Uttar Pradesh.

Graph 4.2: Education level among respondents.



Source: Own survey <https://docs.google.com/forms/d/1YHmM466DM7GcS07qbYANzZxbCApFDiSS-2wtpNnygws/edit>

The study completed provides a detailed snapshot of the region's educational landscape. With 51.5% of respondents now enrolled in college and 38.4% pursuing post-graduate degrees, there is a noticeable emphasis on higher education in the questioned population. However, the presence of 4% in high school, 3% in primary school, and 3% in 'others' demonstrates the need of addressing educational needs at all levels. This data provides useful insights for policymakers and educators, emphasizing the importance of targeted interventions and resource allocation in Uttar Pradesh to support varied educational routes and improve overall educational outcomes.

Image 4.2: Education levels among male and female.

Education	Count of Respondents
College	51
Female	18
Male	33
High School	4
Female	1
Male	3
Other (please specify)	3
Female	2
Other	1
Postgraduate	38
Female	20
Male	18
Primary School	3
Female	3
#N/A	1
Female	1
Grand Total	100

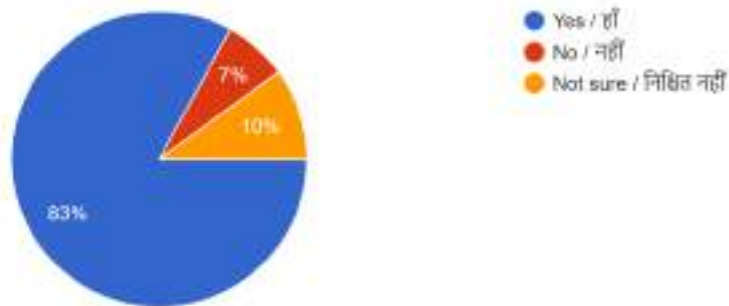
Source: Own compilation

The data supplied provides a deep view into Uttar Pradesh's educational environment, highlighting the distribution of respondents across various stages of education and gender groups. The largest cohort in the studied group is 51 people who are now enrolled in college, 33 of whom are male and 18 are female. This strong presence emphasizes the region's pursuit of higher education, indicating a desire for further learning and skill development. Furthermore, the presence of four high school responders, three males and one female, indicates the transition from secondary to postsecondary education, a watershed moment in academic growth. Furthermore, the 'Other' group contains three responses, showing a varied range of educational endeavours beyond traditional channels, with two females and one undetermined. Furthermore, the data shows 38 people pursuing postgraduate courses, indicating a dedication to specific fields of study and research, with a nearly equal distribution of 18 men and 20 women. This concentration on postgraduate study indicates a thriving

intellectual ecosystem and a desire for advanced professional growth inside the state. Finally, the existence of three respondents in elementary school, all female except for one unnamed, emphasizes the critical significance of early childhood education in defining future educational trajectories. This data is useful for policymakers, educators, and stakeholders because it provides a granular breakdown of educational engagement across different levels and gender demographics, allowing them to develop targeted initiatives and spend resources effectively. It underscores the imperative of promoting educational inclusivity and equity to foster holistic development and enhance overall educational outcomes in Uttar Pradesh.

Graph 4.3: Poll results.

Do you think population growth is a significant issue in Uttar Pradesh? / क्या आपको लगता है कि उत्तर प्रदेश में जनसंख्या वृद्धि एक महत्वपूर्ण मुद्दा है?
100 responses



Source: Own survey <https://docs.google.com/forms/d/1YHmM466DM7GcS07qbYANzZxbCApFDISS-2wtpNnygws/edit>

The poll results provide unique insight into how people perceive population growth in Uttar Pradesh. With 83% of respondents believing that population growth is a significant issue, there is widespread worry among the studied population. This overwhelming majority indicates that many people see population growth as a critical issue that must be addressed and possibly intervened in. Furthermore, while 10% of respondents are unsure, the fact that only 7% completely disagree with the notion that population growth is a significant issue suggests that, even among those who are not entirely convinced, there is still an awareness of the potential impact of population growth on various aspects of life in Uttar Pradesh. Overall, these findings

emphasize the need for policymakers and stakeholders in Uttar Pradesh to address population growth issues through informed policies, strategies, and initiatives focused on sustainable development, resource management, and socioeconomic welfare.

Image 4.3: Opinion of different age groups on population growth in Uttar Pradesh.

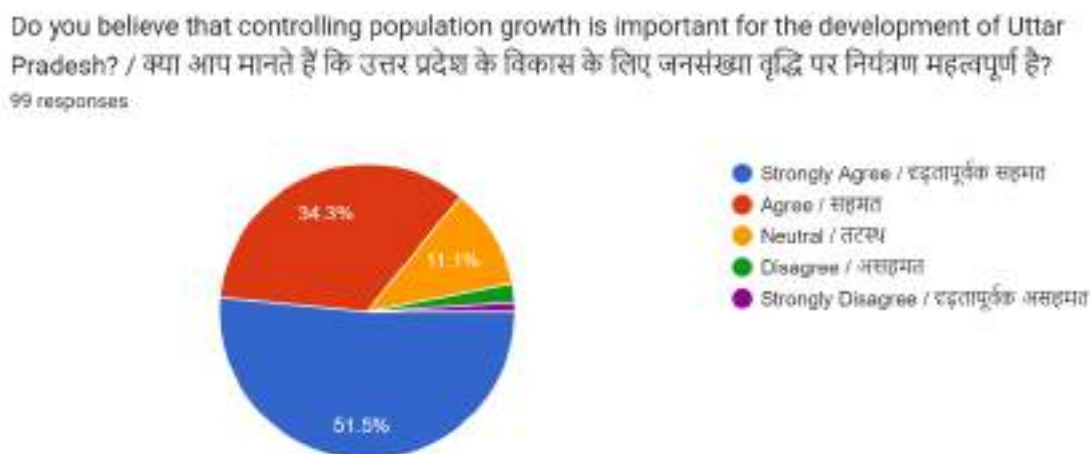
Age	People who think population growth is a significant issue in Uttar Pradesh?	
<25		66
	No	4
	Not sure	6
	Yes	56
>60		2
	Yes	2
26-40		27
	No	3
	Not sure	4
	Yes	20
41-60		5
	Yes	5
Grand Total		100

Source: Own compilation

The data provides a comprehensive understanding of how different age groups see the issue of population growth in Uttar Pradesh. The majority of 66 respondents under the age of 25 took part in the study, with 56 expressing concerns about population growth. This demographic, which frequently includes young adults and students, appears to be particularly sensitive to the effects of population growth on numerous socioeconomic aspects such as employment, education, and infrastructure development. Furthermore, the presence of 4 respondents who disagree with the notion and 6 who are unclear demonstrates a range of perspectives within this age group, indicating the need for additional education or awareness efforts to enlighten their views on this difficult topic. Moving on to respondents aged 26 to 40, a total of 27 people took the survey. Within this category, 20 respondents identify population growth as a significant issue, demonstrating a general awareness of demographic challenges among people in their prime working years. However, the presence of 3 respondents who disagree and 4 who are unclear indicates a divergence of opinions, which may be impacted by factors such as education level, socioeconomic background, or personal experiences. All 5 respondents aged 41 to 60 years old express concern about population expansion. This group, most likely

composed of middle-aged adults with established careers and families, may see population increase through the perspective of its influence on resources, infrastructure, and quality of life. Their overwhelming agreement demonstrates a shared understanding of the significance of managing population dynamics for long-term growth and societal well-being. Finally, only 2 people above the age of 60 are represented, and both consider population growth to be a major worry. Despite its small size, this population, which frequently includes retirees and older folks, contributes significant viewpoints influenced by a lifetime of experiences and observations. Their recognition of population expansion as a concern stresses the intergenerational relevance of demographic challenges, as well as the importance of contemplating long-term consequences for future generations. In summary, the statistics show a steady pattern across age groups, with variable degrees of awareness and concern about Uttar Pradesh's population rise. Understanding these demographic variations is critical for policymakers and stakeholders who want to tailor interventions and policies to the population's different needs and viewpoints, guaranteeing sustainable development and a high quality of life for all.

Graph 4.4: Respondents views on controlling population growth in Uttar Pradesh.



Source: Own survey <https://docs.google.com/forms/d/1YHmM466DM7GcS07qbYANzZxbCApFDISS-2wtpNnygws/edit>

The breakdown of responses demonstrates a strong consensus on the significance of managing population growth for Uttar Pradesh's development. Over half of the respondents, 51.5%, expressed strong agreement with this view, demonstrating a high belief in the importance of population growth management for the state's prosperity. Furthermore, 34.3% of respondents agreed with this opinion, highlighting the widespread recognition of the issue's importance. While a minority, 11.1% of respondents remained neutral, implying some level of ambiguity or ambivalence about the topic. Only a small fraction, 2% and 1%, disagreed or strongly disagreed with the notion that population control is critical to Uttar Pradesh's growth. Overall, these findings underscore a prevailing consensus among respondents that addressing population growth is integral to fostering the state's advancement and prosperity.

Image 4.4: Respondents views on importance of controlling population growth for development of Uttar Pradesh.

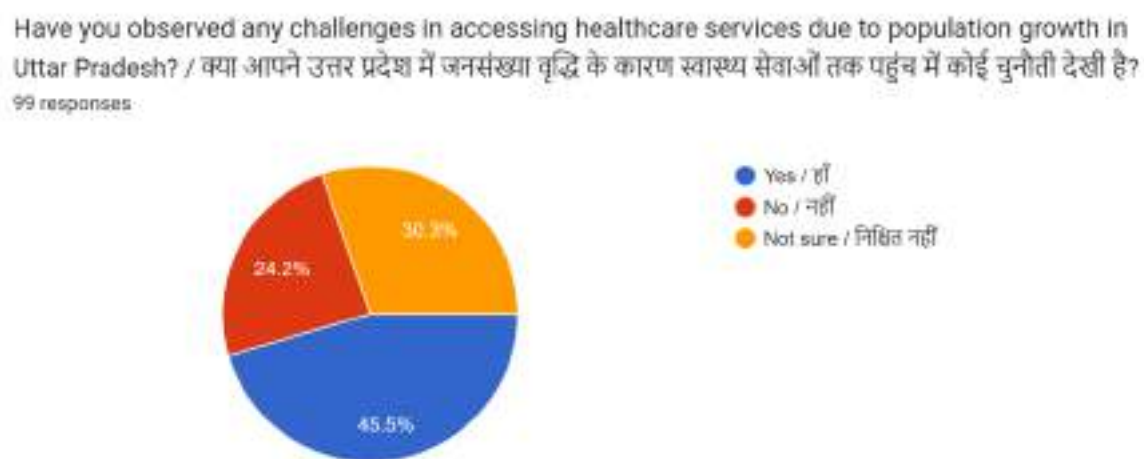
Controlling population growth is important for the development of Uttar Pradesh?	Count of Respondents
<25	66
Agree	25
Disagree	1
Neutral	7
Strongly Agree	33
>60	2
Neutral	1
Strongly Agree	1
26-40	27
Agree	8
Disagree	1
Neutral	2
Strongly Agree	15
#N/A	1
41-60	5
Agree	1
Neutral	1
Strongly Agree	2
Strongly Disagree	1
Grand Total	100

Source: Own compilation

The data presented provides a full understanding of the many opinions held by respondents regarding the critical significance of population control in promoting Uttar Pradesh's development. A significant majority of 66 respondents under the age of 25 agreed with this

view, indicating a strong recognition of the necessity for population management techniques among this demographic cohort. Furthermore, 33 respondents voiced vehement agreement, suggesting a substantial unanimity on the issue. In the 26-40 age bracket, where 27 respondents were counted, a significant 15 people staunchly asserted the significance of population control, followed by an additional 8 who agreed, confirming the prevailing view. Even among those aged 41 to 60, despite the smaller sample size of 5 respondents, a sizable fraction, consisting of two persons, strongly advocated for population control, adding to the consensus reported across age categories. In contrast, dissenting voices were sparse across all age cohorts, with only one respondent each from the under 25 and 26-40 age categories voicing disagreement, indicating a small variance in opinion. A few respondents stayed neutral, indicating a degree of ambivalence or ambiguity about the issue. Thus, the complete data analysis highlights a solid consensus that transcends age lines, confirming the critical role of population control in accelerating Uttar Pradesh's growth trajectory.

Graph 4.5: Challenges in accessing healthcare services due to population growth.



Source: Own survey <https://docs.google.com/forms/d/1YHmM466DM7GcS07qbYANzZxbCApFDISS-2wtpNnygws/edit>

The breakdown of responses to the question "Have you observed any challenges in accessing healthcare services due to population growth in Uttar Pradesh?" provides vital information about respondents' perspectives and experiences with healthcare accessibility concerns in the

region. Nearly half of the respondents, 45.5%, confirmed that they have faced difficulties in getting healthcare services because of demographic increase. This is a common recognition of the impact that an expanding population might have on healthcare infrastructure, potentially leading to overcrowding, increased wait times, and resource constraint. On the other side, 24.2% of respondents reported not noticing any such obstacles, implying that a portion of the population may live in places with relatively adequate healthcare resources or may not have personally experienced difficulties receiving care. Surprisingly, a sizable proportion (30.3% of respondents) indicated concern about this problem, indicating a lack of clarity or awareness of the specific effects of population expansion on healthcare accessibility. This variability in responses highlights the complexities of the relationship between population growth and healthcare services in Uttar Pradesh, emphasizing the need for further research and targeted interventions to address any identified challenges and ensure equitable access to healthcare for all residents.

Image 4.5: Different age groups opinion on accessing healthcare services.

Have you observed any challenges in accessing healthcare services due to population growth in Uttar Pradesh?	Count of Respondents
<25	66
No	17
Not sure	20
Yes	28
#N/A	1
>60	2
No	1
Yes	1
26-40	27
No	6
Not sure	6
Yes	15
41-60	5
Not sure	4
Yes	1
Grand Total	100

Source: Own compilation

The available data provides a detailed picture of respondents' perceptions on the junction of population increase and healthcare accessibility in Uttar Pradesh. A varied range of perspectives developed among those under the age of 25, who made up the largest category with 66 respondents. Among them, 28 people cited specific barriers to accessing healthcare services because of population expansion, demonstrating that a sizable proportion of this cohort has directly experienced the burden on healthcare infrastructure. In contrast, 17 respondents in this category reported not encountering such issues, indicating that a section of

the younger population's healthcare access remained relatively unaffected by population growth constraints. Furthermore, 20 respondents expressed confusion, indicating some ambiguity or a lack of information among young people concerning the impact of population expansion on healthcare services. A similar pattern emerges in the 26-40 age category, which includes 27 respondents. 15 people reported difficulty accessing healthcare services, demonstrating that a significant fraction of this cohort had firsthand experience with the effects of population expansion on healthcare accessibility. However, a similar percentage of respondents reported no such difficulties, indicating a disparity in experiences within this age group. Furthermore, 6 respondents indicated confusion, highlighting the issue's complexity and the various levels of awareness, or understanding across this population. Similarly, among 5 respondents aged 41 to 60, a mixed perception developed. While one respondent acknowledged difficulties in accessing healthcare due to population expansion, the majority, consisting of four people, expressed uncertainty. This shows that there is a need for more research and clarification on the influence of population increase on healthcare services, particularly among older demographics who may have seen changes in healthcare accessible over time. Among respondents above the age of 60, where the sample size was smaller (just 2 people), an equal percentage reported both encountering and not witnessing issues. This tiny but varied answer emphasizes the need of addressing the opinions of older people, who may offer unique insights into the growth of healthcare accessible in Uttar Pradesh. The data highlight the multifaceted nature of the relationship between population growth and healthcare accessibility, with respondents expressing a variety of experiences, perceptions, and levels of certainty or uncertainty about the challenges they face when accessing healthcare services in Uttar Pradesh. Addressing these difficulties needs a thorough understanding of the underlying causes of healthcare access issues, as well as the implementation of tailored initiatives to ensure equal access to quality healthcare for all citizens, regardless of population growth constraints.

Graph 4.6: Impact of population growth on employment opportunities.

How do you perceive the impact of population growth on employment opportunities in Uttar Pradesh? / आप उत्तर प्रदेश में जनसंख्या वृद्धि का रोजगार के अवसरों पर प्रभाव को कैसे समझते हैं?

97 responses



Source: Own survey <https://docs.google.com/forms/d/1YHmM466DM7GcS07qbYANzZxbCApFDISS-2wtpNnygws/edit>

The breakdown of responses to the question about the influence of population growth on job prospects in Uttar Pradesh reveals a wide range of perspectives among respondents. A significant majority of 67% expressed concern about a perceived decline in available career possibilities because of population expansion. This point of view expresses concerns about the potential repercussions of a growing population, such as increased competition for jobs, strains on existing job markets, and difficulties in maintaining a labour supply-demand balance. A minority, totalling 13.4% of respondents, expressed a more optimistic attitude, claiming that population increase has resulted in the establishment of extra work opportunities. This viewpoint contends that a larger population may promote economic activity, increase consumer demand, and hence catalyse job development in a variety of areas. Furthermore, a considerable proportion of respondents, 12.4%, expressed confusion about the relationship between population increase and employment, indicating a need for more in-depth insights or empirical evidence to establish firm conclusions on the subject. Furthermore, 7.2% of respondents believe that population increase has had no discernible impact on employment prospects in Uttar Pradesh, meaning that other variables such as technology improvements or government regulations may have a greater influence on labour market dynamics. This range

of perspectives emphasizes the complex interplay of demographic trends, economic pressures, and governmental interventions in determining employment landscapes across the state. It emphasizes the importance of policymakers and stakeholders conducting sophisticated analysis and making evidence-based decisions to meet the problems posed by population expansion while also capitalizing on its potential benefits to achieve inclusive and sustainable economic development in Uttar Pradesh.

Image 4.6: Impact on employment opportunities as perceived by different age groups.

How do you perceive the impact of population growth on employment opportunities in Uttar Pradesh?	Count of Respondents
Fewer opportunities available	65
Female	32
Male	33
More opportunities created	13
Female	5
Male	7
Other	1
No significant impact	7
Female	3
Male	4
Not sure	12
Female	5
Male	7
#N/A	3
Male	3
Grand Total	100

Source: Own compilation

The information supplied provides a nuanced view of how respondents evaluate the influence of population expansion on employment possibilities in Uttar Pradesh. Among those polled, a large majority of 65 people said that population expansion has resulted in fewer work options across the state. This attitude indicates a widespread concern about the possible obstacles that come with a growing population, such as increased competition for jobs, strains on current job markets, and difficulties in maintaining labour supply and demand balance. Notably, this perspective was evenly divided across gender lines, with 32 females and 33 males sharing it, demonstrating a shared understanding of the possible effects of population growth on employment chances regardless of gender. In contrast, a small but significant proportion of respondents (13 in total) saw population expansion as a stimulus for the establishment of more work opportunities. Within this group, there was a gender dispersion, with 5 females, 7 males, and 1 respondent who identified as "Other" expressing optimism about the potential economic dynamism and job creation associated with an increasing population. This viewpoint implies a

confidence in the ability of population increase to boost economic activity, drive consumer demand, and hence foster job creation in a variety of industries. A minority of respondents, 7 in total, stated that they do not believe population growth has a substantial impact on employment chances in Uttar Pradesh. This attitude was evenly divided between genders, with 3 females and 4 males supporting it. While very small in number, these respondents may believe that other variables such as technical improvements, government policies, or industry-specific dynamics have a bigger influence on employment patterns in the state. Furthermore, 12 respondents indicated confusion about the relationship between population growth and employment prospects, indicating the need for additional information, research, or explanation before reaching a conclusion. There was a little higher proportion of males among these respondents, with 7 versus 5 females, implying that male respondents were slightly more unsure about the intricacies of population expansion and its implications for employment. Overall, a thorough evaluation of these many replies highlights the complex interplay of demographic trends, economic forces, and individual views in affecting attitudes regarding employment chances in Uttar Pradesh as the population grows. It emphasizes the significance of considering varied perspectives and using evidence-based approaches to manage employment difficulties while capitalizing on the potential benefits of population expansion for long-term economic development.

Graph 4.7: Respondents views on environmental issues due to population growth.

Have you noticed any environmental issues in Uttar Pradesh that could be linked to population growth? (e.g., pollution, waste generation) / क्या आपने ...धि से जुड़ा हो सकता है? (जैसे, प्रदूषण, अपशिष्ट उत्पादन)
97 responses



Source: Own survey <https://docs.google.com/forms/d/1YHmM466DM7GcS07qbYANzZxbCApFDlSS-2wtpNnygws/edit>

The breakdown of responses to the question about environmental challenges related to population growth in Uttar Pradesh provides significant insight into respondents' perspectives. A sizable majority of individuals responded, 60.8%, confirmed witnessing environmental issues in the state that they believe are directly tied to population expansion. Pollution, deforestation, habitat deterioration, and resource depletion are a few examples of these concerns. This widespread acknowledgment implies that people are aware of the environmental consequences of high population growth. In contrast, a minority of respondents, totalling 14.4%, claimed no environmental difficulties in Uttar Pradesh due to population expansion. This viewpoint implies a difference of opinion or, more likely, a lack of awareness among some individuals about the relationship between population expansion and environmental degradation. Furthermore, a sizable proportion, 24.7% of respondents, voiced doubt about the presence of population-related environmental concerns in the state. This ambiguity could be caused by several factors, such as a lack of exposure to environmental issues, insufficient information, or difficulties determining the precise effects of population expansion in the context of broader environmental concerns. Overall, the data highlights the complex interplay between population growth and environmental sustainability in Uttar Pradesh, emphasizing the importance of increased awareness, informed discourse, and proactive measures to address environmental challenges while promoting balanced population growth and development.

Image 4.7: Different age groups opinion on environmental issues linked to population growth.

Have you noticed any environmental issues in Uttar Pradesh that could be linked to population growth?	Count of Respondents
<25	66
No	12
Not sure	17
Yes	34
#N/A	3
>60	2
Not sure	1
Yes	1
26-40	27
No	2
Not sure	6
Yes	19
41-60	5
Yes	5
Grand Total	100

Source: Own compilation

The data supplied paints a clear picture of how respondents from various age groups perceive the environmental difficulties in Uttar Pradesh, which they believe are linked to population expansion. There was a clear level of awareness among the young demographic aged 25 and under, who comprised the largest cohort with 66 individuals, with 34 respondents mentioning the prevalence of environmental challenges related to population development. This implies a growing concern among the younger generation about the environmental consequences of rapid population growth. However, a sizable fraction of this group, consisting of 17 people, indicated doubt about the relationship between population expansion and environmental concerns, indicating a potential gap in knowledge or awareness. Additionally, 12 respondents reported not witnessing any such concerns, indicating a disparity in perception within this age group. Similarly, among 27 respondents aged 26-40, the majority of 19 identified the environmental difficulties related with population expansion, suggesting a widespread recognition of this correlation among this age range. Nonetheless, a sizable minority of 6 people were unsure about the nature of this association, indicating a need for more information or education. Furthermore, two respondents stated that they had not noticed any population-related environmental concerns, demonstrating the diversity of viewpoints within this group. In the 41-60 age range, which had 5 respondents, all 5 of those who expressed an opinion confirmed the prevalence of environmental concerns associated with population expansion. This shows that elderly responders had a high level of awareness and recognition of environmental problems, indicating potentially acquired experience and expertise. Furthermore, among respondents aged 60 and older, where the sample size was smaller with only 2 individuals, 1 responded with uncertainty about the existence of population-related environmental issues, while the other confirmed noticing such challenges, providing insight into the diverse perspectives within this age group. Overall, the findings highlight the significance of age as a predictor of environmental awareness and perception of population growth's effects. It emphasizes the importance of focused educational activities in Uttar Pradesh to close knowledge gaps and promote a more complete awareness of these essential concerns among all age groups.

5. Discussion and Result:

5.1. SWOT analysis:

Let's delve deeper into each component of the SWOT analysis framework to analyse the impact of population growth on the economy of Uttar Pradesh (UP), India:



5.1.1. Strengths:

Abundant Labour Force: The rapid population expansion in Uttar Pradesh acts as a double-edged sword, bringing both challenges and possibilities for the state's economy. (U. Srivastava et al., 2019) One major consequence of this demographic trend is the emergence of a sizeable and diverse labour force, which serves as a critical asset in propelling the state's economic engine ahead. With each passing year, Uttar Pradesh's population grows, resulting in an ever-expanding reservoir of human capital ready for economic use. This rich labour is a pillar of Uttar Pradesh's economic strength, providing a solid basis on which many sectors can thrive and flourish. Agriculture, (Khan, 2019) manufacturing, services, and construction industries stand to benefit greatly from the influx of labour, as the state has a broad pool of skilled, semi-skilled, and unskilled individuals eager to add their abilities and knowledge to the workforce. Whether it's growing agricultural products in the rich plains of the Gangetic basin or assembly-line manufacturing in bustling industrial cities, Uttar Pradesh's labour force is set to fuel economic growth and drive productivity to new heights. Furthermore, (Bhimrao et al., 2021) the availability of such a large labour pool gives Uttar Pradesh a distinct competitive advantage, particularly in sectors looking for cost-effective labour solutions. With a glut of motivated people eager to enter the workforce, firms in the state can use this plentiful resource to streamline production processes, cut labour costs, and improve overall operational efficiency. Whether it is the construction of small-scale businesses or the expansion of large-scale manufacturing facilities, the availability of a diverse and sufficient labour force acts as a driver for economic growth and industrial development in Uttar Pradesh. In essence, Uttar Pradesh's high population expansion signals the emergence of a dynamic and vigorous labour force capable of propelling the state's economy to new heights of wealth and progress. Uttar Pradesh can harness the full potential of its rising workforce by making strategic investments in skill development, vocational training, and labour market reforms, promoting an environment of innovation, entrepreneurship, and long-term economic development for future generations.

Expanding Consumer Market: Uttar Pradesh develops as a formidable consumer market, distinguished by its large size, diversity, and enormous purchasing power. This vast population diversity represents not only a numerical advantage, but also a rich tapestry of cultural nuances, regional preferences, and socioeconomic factors that collectively create

the state's consumer market. (*View of Population Growth and Food Security in Eastern Uttar Pradesh: A Correlative Analysis*, n.d.) Uttar Pradesh's growing population creates a vibrant and dynamic consumer market in which a wide range of wants, desires, and aspirations combine to drive demand in a variety of industries. From urban centres to rural hinterlands, busy metropolises to picturesque villages, the state's population represents a wide range of lifestyles, interests, and consumption patterns, generating a kaleidoscope of options for businesses seeking to tap into this large pool of consumer potential. (Khan, 2019) Against this backdrop, the growing population acts as a catalyst for economic activity, fuelling a perpetual cycle of demand and supply that underpins the state's commercial ecosystem. As the population burgeons, so too does the appetite for goods and services across a myriad of sectors, ranging from food and beverages to apparel, electronics, healthcare, and beyond. This insatiable demand not only sustains existing industries but also paves the way for the emergence of new market niches, innovative business models, and disruptive technologies that cater to the evolving needs of Uttar Pradesh's diverse populace. Moreover, (Kumar Maurya & Shanker Kanaujiya, n.d.) the sheer scale and diversity of Uttar Pradesh's consumer market serve as a magnet for entrepreneurs, investors, and businesses seeking to capitalize on its untapped potential. Whether it is local artisans creating traditional handicrafts, small-scale businesses venturing into agro-processing or renewable energy, or multinational corporations expanding their footprint in burgeoning urban centres, the state's consumer market provides numerous opportunities for growth, expansion, and innovation. (U. Srivastava et al., 2019) In essence, the population increase in Uttar Pradesh represents not only numerical growth, but also a wealth of untapped economic potential. Businesses can leverage the state's consumer market as a springboard for success by understanding and catering to the diverse needs and preferences of its vast population, thereby driving entrepreneurship, fostering investment, and catalysing economic development across Uttar Pradesh.

Strategic Location: Uttar Pradesh's geographical location in northern India is a cornerstone of its economic prominence, providing the state with a strategic advantage that extends across regional and national borders. Uttar Pradesh, located in the middle of the Indo-Gangetic plain, plays an important role as a crossroads where trade routes meet, markets link, and economic activity thrives. (Balaganesh et al., 2019) The state's strategic location at the intersection of major transportation arteries makes it a linchpin of India's logistical network, allowing for the smooth flow of products, services, and capital across

the country. Uttar Pradesh, with its well-developed road, rail, and air infrastructure, acts as a vital transit hub, connecting northern India's hinterlands to booming urban areas, industrial clusters, and ports of entry. (Husain & Moinuddin Chishti, n.d.) This unique connectivity not only accelerates the movement of goods and people, but it also lowers transaction costs, shortens transit times, and improves supply chain efficiency, giving Uttar Pradesh a competitive advantage in the global economy. Furthermore, Uttar Pradesh's proximity to key markets and trading partners contributes to its appeal as an investment destination and commercial hub. (Id et al., 2019) The state is bordered by Delhi, Haryana, Rajasthan, Madhya Pradesh, Bihar, and Uttarakhand, and it has unrivalled access to a huge hinterland overflowing with consumers, manufacturers, and businesses willing to engage in trade and commerce. This physical proximity not only encourages interregional commerce and economic integration, but also facilitates the exchange of commodities, services, and ideas, thrusting Uttar Pradesh to the forefront of India's economic landscape. Furthermore, Uttar Pradesh's strategic location gives it a distinct advantage in connecting with neighbouring countries and international markets. (Sharma & Bisht, 2019) The state, which is adjacent to Nepal and shares borders with Uttarakhand and Bihar, acts as a cross-border commerce and investment hub, boosting economic cooperation, cultural interchange, and diplomatic relations with its neighbours. Furthermore, Uttar Pradesh's proximity to major ports and shipping lanes increases its potential as a trading hub, allowing businesses to tap into global markets and capitalise on emerging opportunities in export-oriented manufacturing, international trade, and transnational commerce. To summarize, Uttar Pradesh's strategic location in northern India provides it with a diverse advantage that extends beyond simply geographical proximity. By capitalizing on its position as a significant economic hub with access to important transportation routes and markets, the state can maximize the potential of its logistical infrastructure, create regional integration, and drive economic development and competitiveness to new heights. Uttar Pradesh can solidify its position as a pillar of India's economic rebirth by making strategic investments in transportation, trade facilitation, and infrastructure development, paving the way for future generations of wealth, progress, and sustainable growth.

Cultural and Historical Heritage: (Yadav et al., 2019) Uttar Pradesh is a true treasure mine of cultural and historical marvels, each infused with the essence of a bygone era and the spirit of a thriving civilization. From the ethereal beauty of the Taj Mahal to the spiritual sanctity of Varanasi and the sacred aura of Ayodhya, the state's terrain is studded

with renowned structures that stand as everlasting testaments to its rich legacy and distinguished past. The fascination of Uttar Pradesh's cultural and historical history extends beyond geographical limits, attracting the imaginations of visitors and aficionados from all over the world. As pilgrims flock to the Ganges to partake in sacred rituals and seek spiritual enlightenment, and tourists marvel at the architectural splendour of Mughal monuments and Hindu temples, Uttar Pradesh emerges as a beacon of cultural diversity, religious tolerance, and historical importance. This cultural diversity is the foundation of Uttar Pradesh's thriving tourism industry, which drives economic growth, job creation, and infrastructural development throughout the state. (Bhatt et al., 2020) Every year, millions of travellers go on a journey of discovery through Uttar Pradesh's fabled landscapes, visiting ancient ruins, opulent palaces, bustling bazaars, and sacred places that bear testament to millennia of human endeavour and artistic genius. The tourism industry, which is fuelled by the state's cultural assets and historical landmarks, serves as a powerful engine of socioeconomic transformation, empowering local communities, spurring entrepreneurship, and encouraging inclusive growth. Tourism-related activities, which range from hospitality and transportation to handicrafts and culinary delights, create a plethora of job opportunities for the industry's artists, guides, drivers, and service providers. Furthermore, (Ahmed et al., 2019) the inflow of tourists into Uttar Pradesh spurs investment in infrastructure development, as governments and private businesses work to improve visitor experiences, increase accessibility, and protect heritage sites for future generations. From the construction of hotels and resorts to the growth of transportation networks and the application of sustainable tourism practices, the tourism industry stimulates demand for key infrastructure projects that benefit both tourists and inhabitants. In essence, Uttar Pradesh's cultural and historical heritage acts as a source of inspiration, knowledge, and economic opportunity, influencing the state's and its people's future. By capitalizing on tourism's transformative power, Uttar Pradesh may realize the full potential of its cultural riches, promote sustainable development, and pave the path for a future in which historical preservation, economic prosperity, and social peace coexist perfectly.

5.1.2. Weaknesses:

Pressure on Resources: The fast rise of Uttar Pradesh's population has kicked off a chain reaction of environmental difficulties, as the state's meagre natural resources are put under unprecedented pressure. (Shahid Mazhar, 2019) Land, water, and energy—cornerstones of ecosystem stability—are now under increasing demand, generating a cascade of environmental deterioration, habitat loss, and resource depletion that jeopardizes Uttar Pradesh's fragile ecological balance. At the forefront of this environmental conundrum is the unrelenting encroachment on land resources, as growing urbanization, industrial growth, and agricultural intensification convert enormous expanses of pristine landscapes into concrete jungles and monoculture fields. (Mishra et al., 2019) The unrelenting march of development has taken a severe toll on ecosystems, fragmenting habitats, reducing biodiversity, and disturbing fundamental biological processes that sustain life. Furthermore, unrestricted use of water resources puts further strain on Uttar Pradesh's vulnerable hydrological systems, as growing populations vie for access to depleting freshwater reserves. Rivers that were once bursting with life are now empty, drained by the ceaseless demands of agriculture, industry, and urban developments. (Hasan et al., 2020) Groundwater aquifers, the lifeblood of rural communities, are being depleted at an alarming rate, leaving desolate landscapes, and destroyed livelihoods in their wake. These problems are exacerbated by the negative effects of unsustainable farming methods, which have a high cost in soil health, water quality, and ecosystem resilience. Pesticide-laden crops pollute the environment, polluting groundwater supplies and harming human health. Monoculture farming patterns deplete the soil's fertility, eroding valuable topsoil and turning once productive farmlands desolate and sterile. During these rising environmental concerns, Uttar Pradesh finds itself at a fork in the road, ready to chart a new course toward sustainable development. Bold policy interventions, innovative technology, and community-led projects provide glimmers of hope in the fight against environmental degradation by empowering local people to protect their natural heritage and build a path to a greener, more sustainable future. Uttar Pradesh may reduce the effects of fast population expansion on its natural environment by adopting concepts of ecological stewardship, resource efficiency, and sustainable development, ensuring the ecological integrity of its landscapes for future generations. Through collaborative efforts to promote conservation, restoration, and sustainable resource management, the state may design a

route for a future in which human prosperity and environmental well-being coexist, providing a legacy of resilience and vitality for all who live in Uttar Pradesh.

Unemployment and Underemployment: The contrast between Uttar Pradesh's labour abundance and its persistent employment challenges highlights a profound structural imbalance in the state's labour market, exacerbating socioeconomic disparities and impeding the achievement of inclusive growth and human development goals. (Chauhan et al., 123 C.E.) Despite having a vast reservoir of human capital, Uttar Pradesh is faced with the daunting task of creating enough employment opportunities to accommodate its burgeoning workforce, a conundrum exacerbated by the relentless pace of population growth outpacing job creation efforts. This stark disparity between labour supply and demand reveals itself in the shape of widespread unemployment, underemployment, and informal sector employment, casting a long shadow of economic insecurity and social vulnerability over millions of households across the state. (Nguyen et al., 2019) As job seekers compete for limited work possibilities in a fiercely competitive labour market, the threat of unemployment looms large, leaving many disillusioned and disenfranchised, imprisoned in a cycle of poverty and misery that undermines their hopes for a better life. The rise of informal sector employment exacerbates the issues confronting Uttar Pradesh's labour force, as millions of workers work in hazardous conditions with no job security, social safeguards, or access to basic labour rights. Informal workers eke out a meagre existence in industries ranging from agriculture and construction to retail and services, frequently living on subsistence wages and with few opportunities for upward mobility or economic growth. This widespread informality feeds a vicious circle of poverty, pushing vulnerable households to the outside of society, where they remain locked in a cycle of economic exclusion and social marginalization. Furthermore, the structural imbalance in Uttar Pradesh's labour market has a far-reaching impact on the socioeconomic landscape, aggravating income inequality, widening gaps, and sustaining intergenerational poverty. (Aziz Faridi et al., 2020) As wealth and opportunity grow more concentrated in the hands of a select few, marginalized populations are left behind, denied access to education, healthcare, and social services that are critical for breaking the cycle of poverty and unlocking routes to success. In the face of these enormous difficulties, Uttar Pradesh must take bold and decisive action to address the structural inequities that plague its labour market, setting the framework for a more inclusive and fair tomorrow. The state can unleash the latent potential of its rising workforce by providing an enabling environment

for job creation, entrepreneurship, and investment, thereby catalysing economic growth, alleviating poverty, and promoting human development for all sectors of society. Uttar Pradesh can empower its residents to reach their full potential by implementing targeted interventions that improve access to education, skill training, and social protection, paving the way for a brighter, more prosperous future for future generations.

Infrastructure Deficits: Uttar Pradesh's rapid population increase places enormous strain on the state's current infrastructure, which includes critical areas such as transportation, healthcare, education, and urban amenities. (Tiwari et al., 2023) As the population grows, so does the demand for essential services and infrastructure, outpacing the capacity of existing systems and exacerbating a slew of socioeconomic challenges that impede the state's progress toward sustainable development and a better quality of life for its citizens. Transportation networks, which are the lifeblood of economic activity and social connectedness, suffer the brunt of rapid population growth, dealing with congestion, overcrowding, and aging infrastructure. (Verma & Lal Verma, n.d.) Roads and public transportation networks bow under the weight of growing traffic volumes, resulting in chronic gridlock, longer travel times, and increased accident risks that jeopardize both economic productivity and public safety. Furthermore, insufficient investment in transportation infrastructure maintenance and growth exacerbates these issues, continuing a vicious cycle of congestion, delays, and service interruptions that impede the effective operation of markets and government services alike. Similarly, the healthcare industry is being overwhelmed by the exponential expansion in population, as hospitals, clinics, and medical facilities struggle to fulfil the rising demand for healthcare services. (Hong Nguyen et al., 2021) Overcrowded waiting rooms, overwhelmed staff, and limited access to critical medical supplies and equipment intensify the issues facing the healthcare system, jeopardizing patient outcomes and worsening health inequities among vulnerable communities. Furthermore, limited investment in healthcare infrastructure and staff development exacerbates these difficulties, jeopardizing efforts to enhance healthcare access, quality, and affordability for all Uttar Pradesh residents. Education, too, bears the weight of population pressures, as schools, universities, and educational institutions struggle with overcrowded classrooms, insufficient resources, and limited access to high-quality education. (Chopra et al., 2023) The fast influx of students strains existing educational infrastructure, worsening inequities in educational outcomes and perpetuating cycles of poverty and social marginalization. Furthermore, poor investment in educational

infrastructure and teacher training weakens efforts to increase educational access, equity, and quality, suffocating prospects for socioeconomic advancement and personal development. The demand on infrastructure is particularly acute in metropolitan areas, where expanding populations push municipal services and amenities to their limits. Overcrowded housing, insufficient sanitation, and limited access to clean water and sanitation worsen urban inhabitants' living conditions, jeopardizing their health, well-being, and quality of life. Furthermore, (Kumar et al., n.d.) insufficient investment in urban infrastructure and service delivery exacerbates these issues, prolonging cycles of poverty, inequality, and social exclusion that impede the achievement of inclusive and sustainable urban development. Finally, Uttar Pradesh's rapid population increase provides enormous problems to the state's infrastructure, limiting economic development, mobility, and connection while also harming inhabitants' quality of life. To address these difficulties, deliberate investments in infrastructure upkeep and expansion are required, together with policies targeted at fostering sustainable urban development, enhancing healthcare access, and extending educational opportunities for all Uttar Pradesh people. Uttar Pradesh can only reach its full potential and pave the road for a brighter future via coordinated efforts to address the infrastructure demands of its growing population.

Social Challenges: The rapid increase in population growth in Uttar Pradesh exacerbates the state's complex web of socioeconomic concerns, increasing long-standing issues such as poverty, illiteracy, and social exclusion, particularly among marginalized people. (Jain, n.d.) As the population grows, so do the hurdles to socioeconomic advancement, trapping vulnerable elements of society in cycles of hardship and marginalization that stunt human development and perpetuate social inequities. At the heart of these issues is the ubiquitous spectre of poverty, which casts a long shadow over millions of people in Uttar Pradesh, depriving them of necessities such as food, shelter, and healthcare. High population growth rates exacerbate the challenges that disadvantaged communities face, increasing their susceptibility to economic shocks, social exclusion, and intergenerational cycles of hardship that impede their possibilities for socioeconomic mobility and progression. Illiteracy, too, is a serious impediment to human development, as high population growth rates challenge educational systems' ability to provide excellent education and learning opportunities for all Uttar Pradesh people. Limited access to educational resources, overcrowded classrooms, and poor infrastructure impairs efforts to raise literacy rates and educational achievements, perpetuating inequities in educational attainment and impeding

future generations' socioeconomic growth. Furthermore, rapid population growth exacerbates social exclusion and marginalization, especially among vulnerable populations including women, children, people with disabilities, and ethnic minorities. (Ahirvar et al., n.d.) Limited access to healthcare, social services, and economic opportunities contributes to their vulnerability to discrimination, exploitation, and violence, exacerbating their marginalization and isolation from mainstream society. Addressing these long-standing socioeconomic issues necessitates comprehensive methods that promote inclusive growth, social equality, and human rights, putting vulnerable communities at the forefront of development initiatives. Targeted interventions targeted at enhancing access to education, healthcare, and social protection might help break the cycle of poverty and exclusion by helping marginalized people to reach their full potential and fully engage in Uttar Pradesh's socioeconomic life. Furthermore, fostering gender equality, empowering women, and girls, and protecting the rights of vulnerable groups are critical cornerstones of any plan for solving social concerns and supporting inclusive growth. Uttar Pradesh can create an enabling environment for sustainable development by investing in human capital, fostering social cohesion, and encouraging participatory decision-making processes, giving all residents the opportunity to thrive, prosper, and contribute to society's collective well-being.

5.1.3. Opportunities:

Human Capital Development: Uttar Pradesh is at a critical juncture at which its growing population may be converted into a powerful economic engine by strategic investments in education, skill development, and vocational training programs. By unlocking the latent potential of its human capital, the state may provide a plethora of opportunities for job creation, entrepreneurship, and innovation across a wide range of industries, driving long-term economic growth and prosperity for all its citizens. (T. K. Srivastava et al., 2022) At the heart of this revolutionary agenda is the requirement to invest in education, which serves as the foundation for human capital development and socioeconomic success. Uttar Pradesh can educate its workforce with the information, skills, and competencies required to flourish in an increasingly competitive global economy by providing all inhabitants with greater access to quality education and learning opportunities. Furthermore, investing in education encourages a culture of lifelong learning and creativity, allowing people to adapt

to changing market needs, embrace new technology, and capitalize on emerging prospects for economic growth and success. Furthermore, investing in skill development and vocational training programs is critical to realizing the full potential of Uttar Pradesh's workforce by increasing their employability and productivity across many sectors of the economy. (Awasthi et al., 2018) The state can bridge the labour supply and demand gap by providing people with industry-relevant skills and certifications, allowing millions of aspiring individuals to find jobs, improve in their careers, and move forward. Furthermore, vocational training programs provide a path to entrepreneurship and self-employment, allowing individuals to start their own enterprises, create jobs, and contribute to the economic vitality of their communities. Empowering women and youth through education and training initiatives is a key component of Uttar Pradesh's inclusive development plan, promoting gender equality, social inclusion, and poverty alleviation. By increasing access to education and vocational training for women and girls, the state can tear down obstacles to economic participation and empowerment, releasing the latent potential of half of its people. Furthermore, investing in youth education and skills development programs provides a road out of poverty and social marginalization, allowing young people to pursue their dreams, explore their passions, and make a significant contribution to Uttar Pradesh's socioeconomic development. Finally, Uttar Pradesh is positioned to leverage the transformative force of its increasing population as a driver of economic progress and prosperity. The state can open new chances for job creation, entrepreneurship, and innovation by investing in education, skill development, and vocational training programs, as well as supporting gender equality, social inclusion, and poverty reduction. Uttar Pradesh can chart a route for a future in which all inhabitants can grow, prosper, and contribute to society's collective well-being by making strategic investments in human capital development.

Infrastructure Modernization: The rapid increase in population growth in Uttar Pradesh highlights the critical need for strategic investments in infrastructure modernization and expansion to strengthen the state's capacity to sustain economic growth and meet the increasing demands of urbanization. As the population grows, so does the demand on essential infrastructure systems, necessitating proactive actions to improve, expand, and modernize key infrastructure assets to meet the changing needs of a fast-rising population. (Nishant Bhanu et al., n.d.) At the forefront of this imperative is the need to improve transportation networks, which are the lifeblood of economic activity and social

connectedness. Uttar Pradesh can relieve congestion, reduce commute times, and improve access to markets, jobs, and essential services for millions of residents across the state by investing in the construction of new roads, highways, and expressways, as well as the expansion of public transit systems and rail networks. Furthermore, (Bhimrao & Singh, n.d.) improving transportation infrastructure increases connectivity between urban and rural areas, promoting better integration, mobility, and economic opportunity for all segments of society. Similarly, investments in healthcare and education infrastructure are critical to addressing the rising demands of a growing population and ensuring that all Uttar Pradesh residents have access to quality healthcare services and educational opportunities. (Sarif & Gupta, n.d.) The state can improve health outcomes, raise educational attainment, and encourage human capital development throughout the state by extending its network of hospitals, clinics, and medical facilities, as well as improving educational institutions and vocational training centres. Furthermore, investments in healthcare and education infrastructure help to alleviate poverty, increase social inclusion, and promote economic empowerment by providing individuals with the tools and resources they need to live healthy, productive lives and contribute to their communities' socioeconomic development. Furthermore, providing urban amenities and services is critical to improving the quality of life for residents of Uttar Pradesh's rapidly growing cities and towns. The state can create vibrant, liveable urban environments that attract investment, foster social cohesion, and improve residents' well-being by investing in clean water and sanitation infrastructure, upgrading public spaces and recreational facilities, and improving waste management systems. Furthermore, increasing urban facilities and services helps to ensure environmental sustainability, public health, and community resilience, creating the groundwork for inclusive and sustainable urban growth throughout the state. Strategic investments in infrastructure renovation and expansion are critical for managing the problems faced by Uttar Pradesh's rapid population growth while also supporting economic growth, urbanization, and socioeconomic development. The state can improve its competitiveness, attract investment, and improve residents' quality of life by upgrading transportation networks, expanding access to healthcare and education, and improving urban amenities, all while promoting inclusive growth and sustainable development for future generations. Uttar Pradesh may set the road for a brighter, more prosperous future in which all inhabitants can live, flourish, and contribute to society's overall well-being by making proactive infrastructure investments.

Promoting Entrepreneurship and Innovation: Uttar Pradesh is on the verge of a transformative moment in which encouraging an entrepreneurial and innovative culture is critical to unlocking new pathways to economic growth, job creation, and long-term development. The state can capitalize on its people's creative potential and catapult Uttar Pradesh to the forefront of the global innovation landscape by developing a supportive ecosystem that promotes startups, small enterprises, and research institutes. (Ranjan et al., 2020) The establishment of legislative incentives, funding schemes, and incubation centres meant to foster and catalyse the growth of entrepreneurial enterprises across a wide range of sectors is central to this endeavour. Uttar Pradesh can establish a thriving environment for startups and small enterprises by providing tax exemptions, subsidies, and regulatory reforms, promoting risk-taking, experimentation, and creativity in the quest of new solutions to pressing societal concerns. Creating incubation centres and innovation hubs gives aspiring entrepreneurs access to mentorship, networking opportunities, and capital resources, which speeds up the creation and commercialization of innovative ideas, goods, and services. Developing an entrepreneurial and innovative culture can diversify Uttar Pradesh's economy and open new opportunities for economic growth in crucial industries such as information technology, biotechnology, renewable energy, and advanced manufacturing. (Giles-Corti et al., 2016) The state can create an innovation ecosystem that attracts investment, spurs job creation, and drives economic prosperity throughout the state by supporting research and development initiatives, encouraging collaboration between academia, industry, and government, and investing in infrastructure and human capital. Furthermore, by capitalizing on the qualities of its broad talent pool and rich cultural past, Uttar Pradesh may establish itself as a global hub for creativity, innovation, and technological superiority. Furthermore, encouraging collaboration among academics, business, and government has the potential to accelerate technical developments, improve productivity, and boost the state's worldwide competitiveness. Uttar Pradesh can bridge the gap between theoretical research and practical applications by supporting information sharing, technology transfer, and research commercialization activities, resulting in new chances for innovation and entrepreneurship to develop. Furthermore, by investing in workforce development initiatives and encouraging lifelong learning opportunities, the state can foster a talented and flexible workforce capable of driving technological innovation and economic growth in the twenty-first century(Jain, n.d.). To summarize, promoting an entrepreneurial and innovative culture is a key component of Uttar Pradesh's

economic development strategy, providing a road to wealth, resilience, and long-term progress for all citizens. The state can unleash the creative potential of its people, drive technological advancements, and position Uttar Pradesh as a global leader in innovation and entrepreneurship by providing policy incentives, funding schemes, and incubation centres to startups, small businesses, and research institutions. Through strategic investments in human capital, infrastructure, and ecosystem development, Uttar Pradesh can pave the way for a brighter, more prosperous future, where innovation thrives, businesses flourish, and opportunities abound for all who call the state home.

Harnessing Demographic Dividend: Uttar Pradesh is at a critical juncture, ready to capitalize on the transformative potential of its young population via judicious investments in education, healthcare, and skill development. (Sadguru, 2021) As the state grapples with the challenges and opportunities presented by its growing youth population, it has the potential to unlock a demographic dividend—a period when the working-age population outnumbers the dependent population—by providing its youth with the knowledge, skills, and capabilities required to drive economic growth, innovation, and social progress. The importance of investing in education is crucial to this endeavour since it serves as the foundation for human capital development and socioeconomic success. (Upadhyay et al., 2019) Uttar Pradesh can provide its youth with the critical thinking, problem-solving, and digital literacy skills they need to survive in an increasingly complicated and interconnected world by providing access to quality education and learning opportunities for all inhabitants. Furthermore, investing in education encourages a culture of lifelong learning and creativity, empowering young people to adapt to shifting market needs, embrace new technology, and capitalize on emerging prospects for economic growth and success. Furthermore, investing in healthcare is critical for maintaining the health and well-being of Uttar Pradesh's youth, assuring their full involvement and contribution to the state's socioeconomic growth. Increasing access to healthcare services, promoting preventative care, and tackling important public health issues like malnutrition and infectious illnesses, the state can build a healthy and resilient workforce capable of supporting long-term economic growth and social progress. Investing in youth-friendly healthcare facilities and reproductive health education allows young people to make more educated decisions about their health and well-being, fostering gender equality and strengthening vulnerable communities. Investing in skill development projects is critical to realizing the full potential of Uttar Pradesh's young population by increasing their

employability and productivity across multiple sectors of the economy. (Ranjan et al., 2020) The state can bridge the gap between school and employment by providing vocational training programs, apprenticeships, and internship opportunities, allowing millions of aspiring individuals to find work, progress their careers, and achieve upward mobility. Furthermore, encouraging entrepreneurship and innovation among young people develops a culture of creativity, risk-taking, and resilience, releasing their entrepreneurial potential and driving economic growth and job creation throughout the state. Furthermore, promoting youth employment, entrepreneurship, and participation in decision-making processes is critical to realizing the potential of Uttar Pradesh's demographic dividend, as it ensures that young people can make meaningful contributions to their communities' socioeconomic development. (Sarif & Gupta, n.d.) The state can unleash the entrepreneurial spirit of its youth by creating conducive policy environments, providing access to finance and business support services, and encouraging collaboration between government, civil society, and the private sector in Uttar Pradesh. Finally, Uttar Pradesh's young population provides a unique chance to capitalize on the demographic dividend and create sustainable development and inclusive growth throughout the state. Uttar Pradesh can unlock the transformative potential of its youth by investing in education, healthcare, and skill development, promoting youth employment and entrepreneurship, and encouraging youth participation in decision-making processes, paving the way for a brighter, more prosperous future for all residents of the state. Through strategic investments in human capital development and ecosystem support, Uttar Pradesh can position itself as a global leader in youth empowerment, innovation, and socio-economic progress, thereby realizing the full potential of its demographic dividend for generations to come.

5.1.4. Threats:

Environmental Degradation: Unchecked population growth in Uttar Pradesh creates a tapestry of environmental hazards, casting a pall over the state's delicate ecological balance and creating serious challenges to its environmental sustainability. (Awasthi et al., 2018) Population expansion pressures present themselves in a variety of ways, from expansive urban landscapes to verdant hinterlands, including deforestation and soil erosion, as well as air and water pollution and biodiversity loss. The unrelenting march of unsustainable land use practices is at the heart of these environmental concerns, as increasing people encroach

into pristine forests, wetlands, and natural ecosystems in pursuit of space for settlement, agriculture, and industrial expansion. Deforestation, which is fuelled by urbanization, agricultural expansion, and industrialization, degrades ecosystem resilience, depletes carbon sinks, and accelerates climate change impacts, heightening vulnerabilities to extreme weather events, natural catastrophes, and food scarcity. Furthermore, unrestrained exploitation of natural resources such as water, minerals, and fossil fuels exacerbate Uttar Pradesh's environmental constraints, as fast population growth exceeds ecosystems' capacity to regenerate and replenish key supplies. (Tripathi & Agrawal, n.d.) Overextraction of groundwater aquifers, contamination of surface water bodies, and soil fertility deterioration endanger the sustainability of vital natural resources, reducing agricultural output, food security, and rural livelihoods in the process. Furthermore, poor waste management practices exacerbate environmental degradation by generating massive amounts of solid and liquid waste that overwhelm existing disposal systems, pollute land, and water resources, and endanger public health in communities across the state. Open dumping, inappropriate disposal, and unregulated industrial emissions pollute the air and water, increasing respiratory disorders, waterborne diseases, and other health dangers that disproportionately affect vulnerable communities. Addressing these significant environmental concerns would necessitate collaborative efforts to promote sustainable resource management, implement cleaner manufacturing technologies, and reinforce environmental legislation and enforcement systems. (Jain, n.d.) Uttar Pradesh can mitigate the effects of population growth on its natural environment by incorporating principles of sustainability, circularity, and resilience into urban and rural planning processes, all while promoting economic prosperity, social equity, and environmental stewardship for future generations. Furthermore, fostering community-based conservation initiatives, promoting eco-friendly practices, and raising environmental awareness can empower local communities to become stewards of their natural heritage, fostering an environmental responsibility and sustainability culture throughout Uttar Pradesh. The state can mobilize collective action to address the root causes of environmental degradation, promote sustainable development, and ensure the ecological integrity of its landscapes for future generations through collaborative partnerships between government, civil society, and the private sector.

Social Disparities: The unregulated population growth in Uttar Pradesh creates a tapestry of social gaps, worsening existing inequalities and increasing vulnerability among

vulnerable people. Poverty, injustice, and social exclusion loom big over the state, casting a shadow over millions of inhabitants' hopes and prospects. (Young et al., 2020) At the heart of these social gaps is poverty's persistent grasp, which traps countless homes in cycles of deprivation and marginalization, sustaining intergenerational cycles of poverty and social exclusion. Limited access to education, healthcare, and social services exacerbates these gaps, making it difficult for marginalized populations to break free from the cycle of poverty and open new avenues for socioeconomic growth. Inequalities in access to education, healthcare, and economic opportunities erode social cohesiveness and solidarity, eroding trust and fuelling community tensions. As gaps expand and opportunities narrow, excluded groups face increasingly difficult hurdles to participation in social, economic, and political life, intensifying their vulnerability to shocks and crises. Addressing these socioeconomic inequities necessitates focused interventions that promote inclusive growth, social equity, and human rights, ensuring that all Uttar Pradesh residents can reach their full potential and contribute meaningfully to the common well-being of the society. (Kumar et al., n.d.) Investments in education, healthcare, and social protection are critical for breaking the cycle of poverty and empowering marginalized people to create better futures for themselves and their children. Promoting gender equality and strengthening underrepresented groups are critical components of any plan aiming at reducing social inequities and promoting inclusive development. Investing in girls' education, supporting women's economic empowerment, and eliminating gender-based violence and discrimination, Uttar Pradesh may realize the full potential of half of its population, accelerating progress toward gender equality and women's empowerment. (Chopra et al., 2023) Providing access to basic services to all inhabitants, regardless of socioeconomic level or background, is critical for promoting social inclusion and human dignity. Increasing access to clean water and sanitation, healthcare, education, and social protection, the state may foster an environment in which all citizens can flourish, succeed, and contribute to society's collective well-being. To address socioeconomic inequities in Uttar Pradesh, we must work together to promote inclusive growth, social equity, and human rights, ensuring that all inhabitants can live dignified and satisfying lives. By investing in education, healthcare, and social protection, promoting gender equality, empowering marginalized groups, and ensuring access to basic services for all residents, the state can create a more just, equitable, and inclusive society in which every individual can reach their full potential and contribute to the collective well-being of society.

Infrastructure Bottlenecks: Uttar Pradesh's unrelenting population increase exacerbates a slew of infrastructure obstacles, casting doubt on the state's ability to sustain economic growth, accommodate urbanization, and meet the shifting requirements of its growing population. (Verma & Lal Verma, n.d.) The pressures of population growth manifest in a variety of ways, from congested urban areas to strained transportation networks, emphasizing the critical need for strategic investments in infrastructure planning, maintenance, and expansion to unlock the state's full potential and improve the quality of life for residents. The need to remedy the deficiencies in Uttar Pradesh's transportation networks, which serve as the lifeblood of economic activity and social connectivity, is central to this effort. Unchecked population growth puts a pressure on existing roads, highways, and public transportation networks, worsening congestion, prolonging travel times, and obstructing the efficient flow of goods and people across the state. (Rathod & Dixit, 2020) Inadequate investment in transportation infrastructure design, maintenance, and growth exacerbates these issues by hurting economic productivity, impeding mobility and connection, and lowering the quality of life for millions of citizens. Rapid population increase adds to the strain on urban infrastructure, as growing populations compete for access to limited public services and facilities in densely populated urban regions. Inadequate provision of critical services such as water, sanitation, healthcare, and education impair the liveability of cities and towns, aggravating social inequities and hampering socioeconomic progress. Insufficient investment in social infrastructure exacerbates these issues, prolonging inequities in access to basic services and lowering urban residents' quality of life. (Aziz Faridi et al., 2020) To accommodate population increase, promote sustainable urbanization, and strengthen communities' resilience to natural and man-made disasters, infrastructure bottlenecks must be addressed through smart investments in transportation, utilities, and social infrastructure. Uttar Pradesh can improve the liability of its cities and towns, stimulate economic growth, and increase the well-being of its citizens by expanding and modernising transportation networks, updating water and sanitation systems, and increasing access to healthcare and education. Promoting sustainable urbanization methods including compact development, diverse land use, and green infrastructure can help minimize the effects of fast population expansion on urban infrastructure while also improving environmental sustainability and resistance to climate change. (Jatav et al., 2021) Uttar Pradesh can construct more resilient communities, reduce vulnerability to natural catastrophes, and create sustainable urban settings that promote

everyone's health, safety, and well-being by investing in green technologies, renewable energy, and climate-resilient infrastructure. To address infrastructure bottlenecks in Uttar Pradesh, strategic investments in transportation, utilities, and social infrastructure are required to accommodate population expansion, promote sustainable urbanization, and improve community resilience to natural and man-made disasters. Through proactive infrastructure planning, maintenance, and expansion, the state can unlock new opportunities for economic growth, improve the quality of life for its residents, and build more resilient and sustainable communities for future generations.

Economic Vulnerability: Uttar Pradesh's rapid and unrestrained population growth increases the state's economic fragility, especially in the face of global economic uncertainties and disruptions. Uttar Pradesh's high reliance on agriculture, informal sector employment, and remittances makes it vulnerable to external shocks and variations in commodity prices, which have a considerable influence on livelihoods and income levels throughout the state. (Chauhan et al., 123 C.E.) At the heart of this economic fragility is Uttar Pradesh's considerable reliance on agriculture, which provides a key source of income for a sizable portion of the state's population. However, the sector has various obstacles, such as unpredictable weather patterns, soil deterioration, and restricted access to modern farming techniques and equipment. As a result, Uttar Pradesh's agricultural industry is particularly vulnerable to external shocks such as changes in global commodity prices, fluctuations in input costs, and supply chain disruptions, all of which can have serious consequences for farmers' incomes and rural lifestyles. The abundance of informal sector employment in Uttar Pradesh exacerbates the state's economic fragility since millions of citizens rely on insecure and low-paying occupations in the informal economy to supplement their income. (Hasan et al., 2020) The informal sector is especially vulnerable to economic downturns and upheavals because it lacks the rights and safeguards that formal sector workers enjoy, making workers subject to exploitation, job insecurity, and income instability. Furthermore, reliance on informal sector employment contributes to poverty, inequality, and social exclusion, impeding efforts to create inclusive and sustainable economic development. Remittances from migrant workers are an important part of Uttar Pradesh's economy, providing a critical source of income for millions of people across the state. (Shahid Mazhar, 2019) The reliance on remittances makes the state vulnerable to external shocks such as changes in migration patterns, economic downturns in destination countries, and legislative changes impacting migrant workers' rights and

employment opportunities. Remittance flow fluctuations can have a significant impact on household income, spending habits, and poverty levels in Uttar Pradesh, worsening economic vulnerabilities and widening social inequities. Addressing the economic risks created by rapid population increase necessitates comprehensive initiatives targeted at boosting economic diversification, increasing productivity and competitiveness, and improving social safety nets. Uttar Pradesh should minimize its reliance on susceptible sectors and strengthen its resilience to external shocks by investing in agriculture modernization, supporting entrepreneurship and innovation, and fostering long-term livelihood prospects in non-agricultural industries. (Ahmed et al., 2019) Strengthening social protection programs, increasing access to financial services, and improving labour market conditions can all help to mitigate the effects of economic uncertainty and disruption on vulnerable populations, ensuring that all residents can thrive and prosper in the face of adversity. Uttar Pradesh's high population growth exacerbates economic fragility, especially considering global economic uncertainty and disruptions. By addressing the root causes of vulnerability and implementing targeted interventions to promote economic diversification, increase productivity, and strengthen social safety nets, the state can increase resilience, foster inclusive growth, and create a more prosperous and sustainable future for all residents.

5.2. How the Strengths for Uttar Pradesh can help overcome the Weaknesses:

5.2.1. Human capital: Uttar Pradesh's large population represents a significant pool of human capital, which can be harnessed to address various weaknesses.

Strain on resources: With such a huge workforce, UP can establish policies and programs to improve resource management and efficiency. Investing in technology and education can help to maximize resource use and eliminate waste (Kumar et al., n.d.).

Unemployment: UP may use its vast human resources to focus on skill development and vocational training programs that will match the workforce to the needs of rising

businesses. Encouraging and assisting small enterprises can also lead to job creation(Chopra et al., 2023).

Overcrowding: A competent workforce can help to improve rural areas by distributing the population and relieving strain on urban centres. Encouraging firms to start operations in rural areas can offer job opportunities and raise living standards, limiting migration to cities (Hong Nguyen et al., 2021).

5.2.2. Consumer market: The growing consumer base in Uttar Pradesh can stimulate economic activity and address certain weaknesses:

Strain on resources: Increased demand for sustainable products and services can encourage businesses to embrace eco-friendly practices and technology, hence lowering resource use.

Unemployment: A healthy consumer market can draw investment from a variety of industries, resulting in employment growth. Retail, hotel, and service businesses stand to benefit the most from an expanding consumer base(Tiwari et al., 2023).Overcrowding: Economic development in rural areas, driven by consumer demand, has the potential to prevent migration to overcrowded metropolitan centres, supporting balanced regional growth.

5.2.3. Innovation potential: Uttar Pradesh's diverse and large population can foster innovation and address weaknesses through technological advancements and creative solutions: Strain on resources: Renewable energy, water management, and agricultural techniques that are innovative can help to reduce resource restrictions and promote sustainable development.

Unemployment: Encouraging innovation and entrepreneurship can result in the growth of new sectors and job opportunities. Supporting research and development activities can help to attract talent and investment (Rathod & Dixit, 2020).

Overcrowding: Innovative urban planning and transportation solutions can help to ease traffic and enhance living conditions in densely populated places. Smart city projects can improve efficiency and quality of life.

Uttar Pradesh can solve population growth-related shortcomings and encourage long-term economic development by properly harnessing its assets. However, it is critical for

policymakers and stakeholders to work together effectively and adopt targeted measures to maximize possible benefits while minimising hazards.

5.3. How the Opportunities for Uttar Pradesh can help overcome the Threats:

5.3.1. Labour-intensive industries:

Poverty and inequality: Labor-intensive businesses have the potential to provide job growth, particularly among low-skilled workers. By luring such enterprises, Uttar Pradesh can reduce poverty rates and income inequality by giving consistent work and income to a greater segment of the population (Aziz Faridi et al., 2020).

Healthcare challenges: The formation of labour-intensive enterprises can help to drive economic growth, which can then be used to fund investments in healthcare infrastructure and services. Increased economic prosperity can allow the government to devote more resources to expanding healthcare access, reducing disease burdens, and improving overall public health outcomes (Jatav et al., 2021).

5.3.2. Urbanization:

Environmental degradation: Planned urbanization can help to reduce environmental damage by encouraging sustainable development practices. To reduce pollution and protect natural resources in rapidly urbanizing areas, Uttar Pradesh might invest in green infrastructure, use renewable energy sources, and establish waste management systems (Nguyen et al., 2019).

Poverty and inequality: Urbanization can spur economic growth and poverty reduction by increasing job opportunities, attracting investment, and improving access to basic services like education and healthcare. By focusing on inclusive urban development strategies, Uttar Pradesh may ensure that the advantages of urbanization are dispersed evenly among its citizens, decreasing gaps in living conditions between rural and urban areas (Chauhan et al., 2023).

5.3.3. Market expansion:

Poverty and inequality: Market expansion can boost economic growth and create income-generating opportunities for businesses and individuals in a variety of areas. Uttar Pradesh may empower local communities, foster entrepreneurship, and aid in poverty reduction initiatives by increasing market access, particularly in underserved rural areas.

Environmental degradation: Market expansion provides an opportunity for Uttar Pradesh to promote sustainable business practices among firms, such as using eco-friendly production processes, lowering carbon emissions, and protecting biodiversity. The state can encourage firms to operate in an environmentally responsible manner by regulatory measures and incentives, thereby minimizing the negative environmental effects of economic expansion (Hasan et al., 2020).

Capitalizing on these opportunities and implementing strategic policies and interventions will allow Uttar Pradesh to effectively address the threats posed by poverty, inequality, healthcare challenges, and environmental degradation, ultimately fostering sustainable and inclusive economic development throughout the state (Mishra et al., 2019).

5.4. Results:

By the help of the regression analysis, we found out there is a positive relation between the Gross state domestic product and Population growth. As the regression analysis reveals a strong model fit with a multiple R of 0.9972 and an R-squared value of 0.9945, indicating that 99.45% of the dependent variable's variability is explained by the predictors. The ANOVA test confirms the model's overall significance ($F = 144.42$, $p < 0.001$). Among the coefficients, the intercept suggests a value of approximately -2669.22 when predictors are zero. The population variable is marginally significant at 7.11% ($p = 0.071$), and the total fertility rate is close to significance at 5.41% ($p = 0.054$). However, variables like population growth rate, natural growth rate, and dependency ratio lack significant impact. This analysis offers valuable insights for understanding and predicting the phenomenon. In Uttar Pradesh, the survey found 54.5% male and 44.4% female respondents, revealing dominant gender dynamics. Understanding these demographics is crucial for targeted interventions and inclusive policies. The study reveals 51.5% in college and 38.4% pursuing post-graduate degrees, underscoring a focus on higher education. Yet, 4% are in

high school, 3% in primary school, and 3% in 'others,' indicating the need for support at all levels. This data guides policymakers in Uttar Pradesh toward targeted interventions for improved educational outcomes. The data offers insights into Uttar Pradesh's education landscape, with 51 college students (33 male, 18 female), indicating a focus on higher education. Four high schoolers (3 male, 1 female) signal the transition to postsecondary education, while three pursue non-traditional paths. Thirty-eight pursuing postgraduate degrees (18 male, 20 female) highlight a thriving academic environment. Three elementary students (mostly female) stress the importance of early education. This granular breakdown informs targeted initiatives for inclusive education, crucial for holistic development in Uttar Pradesh. The study reveals significant concern regarding population growth in Uttar Pradesh, with 83% of respondents expressing worry. This widespread sentiment underscores the urgency for intervention. While 10% are uncertain, only 7% completely disagree, indicating general awareness of the issue's impact. These findings highlight the necessity for informed policies and initiatives to address population growth sustainably, manage resources, and enhance socioeconomic welfare in Uttar Pradesh. insights into how different age groups perceive population growth in Uttar Pradesh. Among the 66 respondents under 25, 56 express concerns, indicating sensitivity to socioeconomic impacts. While 20 of the 27 respondents aged 26 to 40 see it as a significant issue, divergence exists, suggesting varying perspectives influenced by factors like education and background. All 5 respondents aged 41 to 60 share concerns, likely reflecting established careers and families. Similarly, the 2 respondents above 60 also worry about population growth, showcasing intergenerational relevance. These findings underscore the importance of tailored interventions and policies for sustainable development and quality of life in Uttar Pradesh. The study highlights a strong consensus on managing population growth for Uttar Pradesh's development. A majority, 51.5%, strongly agree with this view, while 34.3% agree, indicating widespread recognition of its importance. A minority, 11.1%, remain neutral, suggesting some ambiguity. Only 2% and 1% disagree or strongly disagree, respectively, emphasizing the consensus that population control is critical for the state's growth. The opinions on the importance of population control in Uttar Pradesh's development. Among 66 respondents under 25, a significant majority agreed, with 33 strongly supporting it. In the 26-40 age group (27 respondents), 15 strongly asserted its significance, with 8 more in agreement. Even among 5 respondents aged 41 to 60, 2 strongly advocated for population control. Dissenting voices were rare, with only 1 each

from the under 25 and 26-40 age groups, indicating limited variance in opinion. Neutral responses suggest some ambivalence. Nearly half (45.5%) of respondents in Uttar Pradesh faced challenges accessing healthcare due to population growth, highlighting concerns about overcrowding and resource constraints. Surprisingly, 30.3% expressed concern, indicating a need for further research and targeted interventions to ensure equitable access to healthcare. Among respondents under 25 (66 total), 28 faced healthcare access barriers due to population growth, while 17 didn't encounter such issues, and 20 were unsure. In the 26-40 age group (27 total), 15 experienced difficulties, 7 didn't, and 6 were unsure. In the 41-60 age bracket (5 total), one faced challenge, and four were uncertain. Among those above 60 (2 total), one experienced issue, and one didn't. Among respondents, 67% expressed concern about declining job prospects due to population growth in Uttar Pradesh. Conversely, 13.4% believed it led to increased job opportunities. 12.4% were unsure, highlighting the need for more insights, while 7.2% saw no impact, suggesting other factors influencing employment. Among respondents, 65 stated population expansion decreased job opportunities in Uttar Pradesh, split evenly by gender. Conversely, 13 saw it as a stimulus for job creation, with 5 females, 7 males, and 1 "Other" expressing optimism. Seven believed population growth had no significant impact on employment chances, evenly divided by gender. Twelve expressed confusions about the relationship, with slightly more males (7) than females (5) unsure. Among respondents, 60.8% confirmed witnessing environmental issues in Uttar Pradesh tied to population expansion, including pollution and deforestation. Conversely, 14.4% claimed no such difficulties, suggesting differing opinions or lack of awareness. Additionally, 24.7% expressed doubt, possibly due to insufficient information. Among respondents aged 25 and under (66), 34 mentioned environmental challenges linked to population growth, indicating growing concern. However, 17 expressed doubts, and 12 reported no such concerns, suggesting knowledge gaps. In the 26-40 age group (27), 19 recognized environmental difficulties, but 6 were unsure, indicating a need for more information. Two stated they hadn't noticed population-related environmental concerns, showing diverse viewpoints. All 5 respondents aged 41-60 acknowledged such concerns, indicating high awareness. Among those 60 and older (2), one was uncertain, while the other confirmed noticing such challenges, highlighting diverse perspectives.

6. Conclusion:

Finally, this diploma thesis provides a comprehensive and analytical assessment of the effects of population expansion on the economic landscape of Uttar Pradesh, India. The research uncovers the complex relationship between population dynamics and economic prosperity in the region using a rigorous and methodical strategy that includes a literature assessment, empirical analysis, and methodological refinement. The study is based on a fundamental question: does population growth have a favourable association with the Uttar Pradesh economy? To address this question, the thesis carefully defines its aims, which include examining current literature, identifying significant factors impacting population increase, and building methodological frameworks for evaluation. The research gives a deep view of the mechanisms at work by examining economic metrics such as Gross State Domestic Product (GSDP), population growth rate, dependence ratio, and fertility rates across a decade from 2014 to 2024. The study goes deeply into the economic implications of population expansion, using a combination of quantitative and qualitative approaches, including questionnaire surveys and secondary data analysis from reputable sources such as the Uttar Pradesh Department of Economics and Statistics. Notably, regression models are used to investigate the complex relationship between GSDP and population increase, which reveals a strong positive association. This statistical rigor, as indicated by a strong model fit, emphasizes the dependability of the findings. This study sheds light on the complex processes of population growth and their implications for socioeconomic development in Uttar Pradesh, India. The regression analysis reveals a significant positive correlation between Gross State Domestic Product (GSDP) and population growth, with an exceptionally strong model fit ($R = 0.9972$, $R\text{-squared} = 0.9945$), indicating that population dynamics account for approximately 99.45% of the variability in economic output. While demographic insights show dominant gender dynamics and a strong emphasis on higher education, the study also reveals widespread concerns about population growth, with 83% of respondents expressing anxiety. Furthermore, attitudes vary between age groups, emphasizing the significance of specialized interventions and policies for long-term development. The overwhelming unanimity on population increase underscores the importance of informed policy in addressing socioeconomic difficulties and improving the general well-being of Uttar Pradesh's population. Beyond statistical research, the study digs into the human elements of population expansion, collecting stakeholders' opinions and worries via survey responses. These findings highlight a variety of difficulties caused

by population growth, such as gender inequities, labour shortages, and environmental deterioration. The widespread concerns stated by respondents highlight the importance of nuanced policy actions to address these complex issues. Furthermore, the study emphasizes the significance of a comprehensive approach to population management, one that goes beyond simple demographic control to address broader socioeconomic concerns. The research lays forth a strategy for negotiating the challenges of Uttar Pradesh's population expansion by pushing for inclusive policies, equitable opportunities, and sustainable development. In essence, the thesis states that, while population growth can boost economic growth, unregulated expansion poses daunting obstacles that demand proactive and educated policy interventions. The study emphasizes the importance of balanced and sustainable approaches to population control by combining empirical evidence, stakeholder views, and theoretical ideas, resulting in long-term prosperity for the people of Uttar Pradesh and beyond.

7. References:

- Ahirvar, B. P., Chaudhry, S., Kumar, M., & Gandhi, I. (n.d.). *Climate Change Impact on Forest and Agrobiodiversity: A Special Reference to Amarkantak Area, Madhya Pradesh*. https://doi.org/10.1007/978-981-32-9595-7_3
- Ahmed, S., Khurshid, S., Qureshi, F., Hussain, A., & Bhattacharya, A. (2019). *Corrigendum to "Heavy metals and geo-accumulation index development for groundwater of Mathura city Heavy metals and geo-accumulation index development for groundwater of Mathura city, Uttar Pradesh. 138, 291–300*. <https://doi.org/10.5004/dwt.2019.2>
- Awasthi, S., Verma, T., Sanghvi, T., & Frongillo, E. A. (2018). *Path to severe acute malnutrition in children below 2 years of age: Findings of qualitative research in Uttar Pradesh, North India*. <https://doi.org/10.1016/j.cegh.2018.11.001>
- Aziz Faridi, A., Bano, F., & Serajuddin, M. (2020). *Aspects of reproductive biology of the lesser spiny eel *Macroglythys aculeatus* (Bloch, 1786) from river Ganga, Uttar Pradesh, India*. 67(2), 15–22. <https://doi.org/10.21077/ijf.2019.67.2.94362-03>
- Balaganesh, G., Makarabbi, G., & Sendhil, R. (2019). Tracking the Performance of Wheat Production in Uttar Pradesh. *Indian Journal of Economics and Development*, 15(2), 216–224. <https://doi.org/10.5958/2322-0430.2019.00026.X>
- Bhatt, D., Kumar Mall, R., Dey, S., & Haq, S. (2020). Potential impact of rainfall variability on groundwater resources: a case study in Uttar Pradesh, India. *India Article in Arabian Journal of Geosciences*. <https://doi.org/10.1007/s12517-020-5083-8>
- Bhimrao, S. S. J. B., Bhushan, B., & Bhimrao, M. B. (2021). Impact of COVID-19 on the Livelihoods of Rural Farmers in Uttar Pradesh. *India Article in Journal of Rural Development*. <https://doi.org/10.25175/jrd/2021/v40/i1/166505>
- Bhimrao, S. S. J. B., & Singh, S. (n.d.). *Determinants of Agriculture Production in Uttar Pradesh, India: A Regional Analysis*. Retrieved February 3, 2024, from <https://www.researchgate.net/publication/344072373>
- Chauhan, S., Kumar, P., Marbaniang, S. P., Srivastava, S., & Patel, R. (2023). *Prevalence and predictors of anaemia among adolescents in Bihar and Uttar Pradesh, India*. <https://doi.org/10.1038/s41598-022-12258-6>
- Chopra, D., Jauhari, N., & Mishra, S. (2023). A Descriptive Cross-Sectional Study of Health Profile and Pattern of Disease regarding the Elderly in Rural Areas of Uttar Pradesh. *Journal of Community Health Research*, 12(2), 256–262. <https://doi.org/10.18502/jchr.v12i29.14601>
- Giles-Corti, B., Vernez-Moudon, A., Reis, R., Turrell, G., Dannenberg, A. L., Badland, H., Foster, S., Lowe, M., Sallis, J. F., Stevenson, M., & Owen, N. (2016). Urban design,

- transport, and health 1 City planning and population health: a global challenge. *The Lancet*, 388, 2912–2924. [https://doi.org/10.1016/S0140-6736\(16\)30066-6](https://doi.org/10.1016/S0140-6736(16)30066-6)
- Hasan, Z., Dean, L. T., Kennedy, C. E., Ahuja, A., Rao, K. D., & Gupta, S. (2020). NC-ND license Social capital and utilization of immunization service: A multilevel analysis in rural Uttar Pradesh, India. *SSM-Population Health*, 10, 100545. <https://doi.org/10.1016/j.ssmph.2020.100545>
- Hong Nguyen, P., Kachwaha, S., Pant, A., Tran, L. M., Ghosh, S., Kumar Sharma, P., Dev Shastri, V., Escobar-Alegria, J., Avula, R., Menon, P., Nguyen, P. H., & org, cgiar. (2021). Impact of COVID-19 on household food insecurity and interlinkages with child feeding practices and coping strategies in Uttar Pradesh, India: a longitudinal community-based study. *BMJ Open*, 11, 48738. <https://doi.org/10.1136/bmjopen-2021-048738>
- Husain, M., & Moinuddin Chishti, K. (n.d.). *Poverty and Health in Uttar Pradesh: Issue and Challenges*. Retrieved February 2, 2024, from <https://www.researchgate.net/publication/376989310>
- Id, M. J., Sylvestre, M.-P., Koné, G. K., Chandra, D., & Subramanian, S. V. (2019). *Effects of improved drinking water quality on early childhood growth in rural Uttar Pradesh, India: A propensity-score analysis*. <https://doi.org/10.1371/journal.pone.0209054>
- Jain, A. (n.d.). *Municipal Finance: A Study of Meerut Municipal Corporation in Uttar Pradesh*. Retrieved February 3, 2024, from www.questjournals.org
- Jatav, S. S., Nayak, S., Meher, S., Narang, S., Jatav, S. S., Nayak, S., Meher, S., & Narang, S. (2021). Coping to Covid-19 in Uttar Pradesh, India: Evidence from NSSO 76th Round Data. *Current Urban Studies*, 9(2), 206–217. <https://doi.org/10.4236/CUS.2021.92013>
- Khan, S. (2019). *THE IMPACT OF URBAN EXPANSION ON AGRICULTURAL LAND USE CHANGES IN ALIGARH, UTTAR PRADESH, INDIA*. <https://doi.org/10.5194/isprs-archives-XLII-3-W6-381-2019>
- Kumar Maurya, N., & Shanker Kanaujiya, K. (n.d.). *Inequality and human development: How inclusive the growth is in Uttar Pradesh?* <https://doi.org/10.1108/IJSSP-03-2020-0107>
- Kumar, Y., Tiwari, K. N., Nayak, R. K., Rai, A., Singh, S. P., Singh, A. N., Kumar, Y., Tomar, H., Singh, T., & Raliya, R. (n.d.). Abstract Nanofertilizers for Increasing Nutrient Use Efficiency, Yield and Economic Returns in important Winter Season Crops of Uttar Pradesh. *Indian Journal of Fertilisers*, 16(8).
- Mishra, M. K., Rai, V. N., Manoj, C., Mishra, K., & Sisodia, B. (2019). Forecasting technique of price of potato of Uttar Pradesh. ~ 60 ~ *Journal of Pharmacognosy and Phytochemistry*, 8(3).
- Nguyen, P. H., Kachwaha, S., Avula, R., Young, M., Tran, L. M., Ghosh, S., Agrawal, R., Escobar-Alegria, J., Patil, S., & Menon, P. (2019). Maternal nutrition practices in

- Uttar Pradesh, India: Role of key influential demand and supply factors. *Maternal and Child Nutrition*, 15(4). <https://doi.org/10.1111/MCN.12839>
- Nishant Bhanu, A., Srivastava, K., Singh, R. K., & Bhanu, A. N. (n.d.). *ACTA SCIENTIFIC AGRICULTURE (ISSN: 2581-365X) Advances in Agronomic Management in Indian Mustard for Eastern Uttar Pradesh*. <https://doi.org/10.31080/ASAG.2019.03.0566>
- Prakash Mishra Ganpat Sahai College Sultanpur, S. P., Pradesh, U., & Surya Prakash, M. (2020). Monogenetic Trematode Infestations in Indian Cat Fishes of River Gomati at District Sultanpur Uttar Pradesh. *International Journal for Modern Trends in Science and Technology*, 6(8), 120–124. <https://doi.org/10.46501/IJMTST060821>
- Prediction of Spreads of COVID-19 in India from Current Trend*. (n.d.). <https://doi.org/10.1101/2020.05.01.20087460>
- Priyadarshi, H., Jain, A., Priya, S., & Khursheed, S. (2020). "A Literature Review on Solid Waste Management: "A Literature Review on Solid Waste. 79–90. https://doi.org/10.1007/978-3-030-34199-2_6
- Ranjan, A., Kumar Mandal, K., & Kumari, P. (2020). *Journal Pre-proof Impact of coal-fired thermal power plant on the drinking water quality of Anpara, Sonbhadra, Uttar Pradesh, India*. <https://doi.org/10.1016/j.gsd.2020.100395>
- Rathod, P., & Dixit, S. (2020). Dairying in Bundelkhand region of Uttar Pradesh: Constraints to realizing the potential. *Indian Journal of Animal Sciences*, 90(1), 3–11.
- Sadguru, P. (2021). Present Status of Fish Diversity of Davipatan Division of Uttar Pradesh, India. *International Journal of Zoological Investigations*, 7(2), 629–636. <https://doi.org/10.33745/ijzi.2021.v07i02.047>
- Sarif, M. O., & Gupta, R. D. (n.d.). *Change assessment of spatio-temporal dynamics of land use/land cover using remote sensing and GIS: A case study of Lucknow city* *Change assessment of spatio-temporal dynamics of land use/land cover using remote sensing and GIS: A case study of Lucknow city (1993-2019)*. Retrieved February 3, 2024, from <https://www.researchgate.net/publication/338394052>
- Shahid Mazhar, S. (2019). Status of Microfinance Outreach in Indian State of Uttar Pradesh. *Article in International Journal of Management Studies*. <https://doi.org/10.18843/ijms/v6si6/07>
- Sharma, V. R., & Bisht, K. (2019). CARRYING CAPACITY ASSESSMENT AND SUSTAINABLE TOURISM MANAGEMENT IN AGRA CITY, UTTAR PRADESH (INDIA). *CARRYING CAPACITY ASSESSMENT AND SUSTAINABLE TOURISM MANAGEMENT IN AGRA CITY*, 25(2), 399–407. <https://doi.org/10.30892/gtg.2>
- Srivastava, T. K., Singh, P., & Verma, R. R. (2022). Weather variability trends in Gangetic plains of Uttar Pradesh, India: influence on cropping systems and adaptation strategies. *Environment, Development and Sustainability*, 24(3), 3588–3618. <https://doi.org/10.1007/S10668-021-01578-8>

- Srivastava, U., Singh, A., Verma, P., & Singh, K. K. (2019). *Open Peer Review The role of change in fertility desire on change in family planning use: A longitudinal investigation in urban Uttar Pradesh, India [version 2; peer review: 2 approved]*. <https://doi.org/10.12688/gatesopenres.12956.1>
- Tiwari, A., Kumar, A., Pathak, R. K., Kumar, R., Sachan, R., & Verma, H. (2023). Article no.IJPSS.104710 Original Research Article Tiwari et al. *International Journal of Plant & Soil Science*, 35(18), 2015–2022. <https://doi.org/10.9734/IJPSS/2023/v35i183557>
- Tripathi, A. P., & Agrawal, N. (n.d.). *Impact of an economic revitalization programme on export and employment generation: a case study of One District One Product Programme in Uttar Pradesh, India*. <https://doi.org/10.1108/PAP-03-2021-0018>
- Upadhyay, V., Kumar, A., Singh, A. K., & Pandey, J. (2019). Epidemiological characterization of dermatophytes at a tertiary care hospital in Eastern Uttar Pradesh, India. *Current Medical Mycology*, 2019(1), 1–6. <https://doi.org/10.18502/cmm.5.1.530>
- Verma Ashok Gulati Siraj Hussain, S. (2017). *Working Paper 335 Doubling Agricultural Growth in Uttar Pradesh: Sources and Drivers of Agricultural Growth and Policy Lessons INDIAN COUNCIL FOR RESEARCH ON INTERNATIONAL ECONOMIC RELATIONS*. <http://hdl.handle.net/10419/176362>
- Verma, K. K., & Lal Verma, C. (n.d.). *DEVELOPING A MODEL FOR URINARY FLUORIDE LEVELS IN RELATION TO THE FLUORIDE CONTENT OF DRINKING WATER AND FOODSTUFFS IN A RURAL P* Article · June 2020 *CITATIONS 4 READS 131 4 authors, including*. Retrieved February 2, 2024, from <https://www.researchgate.net/publication/342242324>
- View of INDIAN SMALL INDUSTRIES (TERRACOTTA OF GORAKHPUR AND BANKURA) AND WOMEN ARTISAN IN DIGITAL AND COVID-19 ERA: A CASE STUDY ON THE TRADITIONAL HANDICRAFT IN UTTAR PRADESH*. (n.d.). Retrieved February 2, 2024, from https://gospodarkainnowacje.pl/index.php/issue_view_32/article/view/243/223
- View of Population Growth and Food Security in Eastern Uttar Pradesh: A Correlative Analysis*. (n.d.). Retrieved February 2, 2024, from <http://nirdprojms.in/index.php/jrd/article/view/112392/101844>
- Yadav, P., Davies, P. J., & Palit, D. (2019). *Distributed solar photovoltaics landscape in Uttar Pradesh, India: Lessons for transition to decentralised rural electrification*. <https://doi.org/10.1016/j.esr.2019.100392>
- Young, M. F., Nguyen, P., Kachwaha, S., Tran Mai, L., Ghosh, S., Agrawal, R., Escobar-Alegria, J., Menon, P., & Avula, R. (2020). It takes a village: An empirical analysis of how husbands, mothers-in-law, health workers, and mothers influence breastfeeding practices in Uttar Pradesh, India. *Maternal and Child Nutrition*, 16(2). <https://doi.org/10.1111/MCN.12892>

